LEDVANCE.COM

LEDVANCE

LIGHTING PROGRAM

09/2018

OSRAM

Any manipulation of our products or packaging, including but not limited to modification, reworking or restamping, is prohibited and infringes our registered trademark rights. Such modifications may impair the technical properties of our products, destroy them or cause consequential damage or injury, for which LEDVANCE cannot under any circumstances be held responsible.

For more information on our products, go to:
www.ledvance.de
www.ledvance.com

Subject to change without notice. Errors and omissions excepted.
The pictures in the catalog are for illustration purposes only.

HOME

HOME

LEDVANCE® LED luminaires 1.01

Vintage Edition 1906 lamps and luminaires 2.01

LED lamps 3.01

LED tubes 4.01

Light engines and LED modules 5.01

LED drivers 6.01

Light management systems 7.01

Fluorescent lamps 8.01

Discharge lamps 9.01

Compact fluorescent lamps with integrated control gear 10.01

Compact fluorescent lamps without integrated control gear 11.01

Halogen lamps 12.01

Display and signal lamps 13.01

General lighting service lamps 14.01

Electronic control gears 15.01

General information 16.01

LEDVANCE: ADVANCING LIGHT.



As a trusted partner for general lighting products, we stand for the fight against bad light in everything we do.

At LEDVANCE, we combine traditional general illumination with modern, ground-breaking lighting technologies, building on longstanding customer relationships and a powerful distribution network.

We are experts for general illumination industry worldwide, trending technologies and changing needs. We are also a strong local partner in over 140 countries, catering to specific demands and assisting customers with our teams of experts. Our extensive luminaires portfolio covers almost every professional or residential application – from basic to advanced lighting products.

The LEDVANCE product range continuously pursues leading-edge performance. To powerfully express this leading edge in our product design, we developed our new design language “Scale”, which signifies brightness, confidence and agility at first glance. Each and every new addition to our portfolio will always adhere to our core philosophy: to provide easy-to-use and intelligent lighting solutions, that are created with the human health in mind – supporting concentration and well-being.

Since all our product developments are shaped by these lasting principles, we are set to continue developing high-demand products and generating new opportunities in the future.

We are strongly committed to help you in your personal fight against bad light, too.

GOOD REASONS FOR CHOOSING LEDVANCE

FULL STEAM AHEAD –
OUR LUMINAIRE STORY IS GAINING MOMENTUM

WE ARE ON THE PATH TO SUCCESS –
AND WE’RE DOUBLING OUR RANGE IN 2018

TAKE NOTE OF THIS NEWCOMER TODAY –
YOU’RE LOOKING AT THE PIONEERS OF TOMORROW

WE ARE ADDING HEAT TO THE MARKET …
… WITH NEW DESIGNS AND NEW CAMPAIGNS

PUTTING YOU IN THE RIGHT LIGHT –
OUR VERTICAL APPLICATION EXPERTS GET THE JOB DONE

WE GIVE YOU A CLEAR CHOICE –
WITH AN EXTENSIVE PORTFOLIO OF ALL-GLASS LED LAMPS

WE GIVE YOU A CLEAN CHOICE …
… FOR LOWERING YOUR ENERGY CONSUMPTION

A WHOLE TEAM BACKING YOU UP –
THAT IS OUR PROMISE TO YOU

MARKET PRESENCE
OUTSTANDING AND GLOBAL

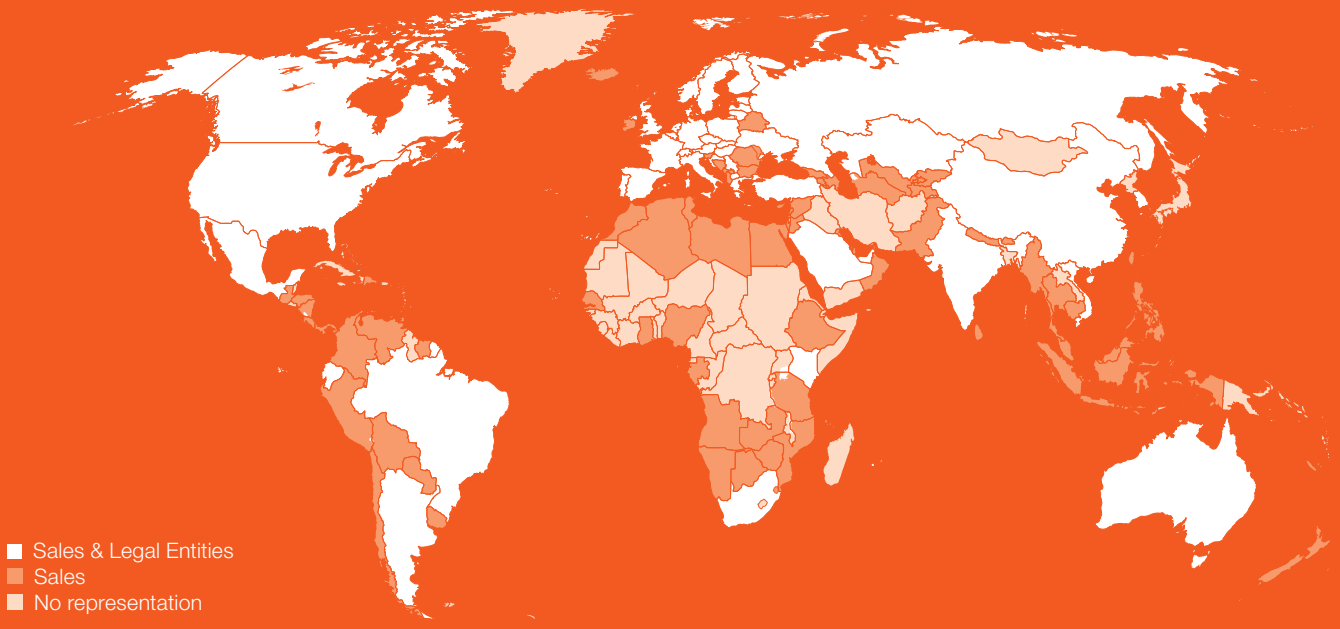

LEDVANCE
IN FIGURES

ACTIVE IN MORE THAN
140
COUNTRIES

WITH OFFICES IN MORE THAN
50
COUNTRIES

WE MANUFACTURE
WORLDWIDE
TO THE HIGHEST STANDARDS

SALES OF AROUND
1.900.000.000
EUROS IN THE 2017 FISCAL YEAR

STRONG
STARTING
POSITION

INNOVATION IS OUR TRADITION

We stand for progress and the ambition to play a pioneering role in the future of light. And with almost 100 years of lighting expertise behind us, we have the courage to explore new paths.

MORE THAN LAMPS

Everything from a single source: LED luminaires, lamps and components from basic to premium with a clear focus on LED technology – continual development of innovative products and solutions for application-specific lighting requirements.

A PARTNER OF CHOICE

With our extensive portfolio, powerful sales network and outstanding access to the world's markets we are the strategic partner for your requirements.

A WORLD FIT TO LIVE IN – TODAY AND TOMORROW

As an international company, we assume global responsibility for people and the environment as well as for our own actions. The concept of sustainability guides these actions – just as it does with all other activities of the company. We base our strategic decisions on the integrated, three-pillar concept of sustainability: economy, environment and society. These three elements serve as the broad basis for our thoughts and actions.

Because artificial light is responsible for about 15 percent of global electricity usage, we combat the greenhouse gas effect by developing energy-saving lighting and, at the same time, we help our customers lower their electricity costs. At the same time, we use resources efficiently and avoid the production of waste wherever possible. We act in an environmentally conscious, innovative and responsible manner – from product development to recycling. The steps we take in this effort include researching and selecting the most environmentally safe raw materials possible, reducing production waste to the greatest extent possible, employing environmentally friendly packaging and efficiently using energy in all production processes. As a result, sustainability affects the entire value chain, including our suppliers.



INFORMATION FROM PROFESSIONALS FOR PROFESSIONALS: LEDVANCE.COM – THE PROFESSIONAL PORTAL

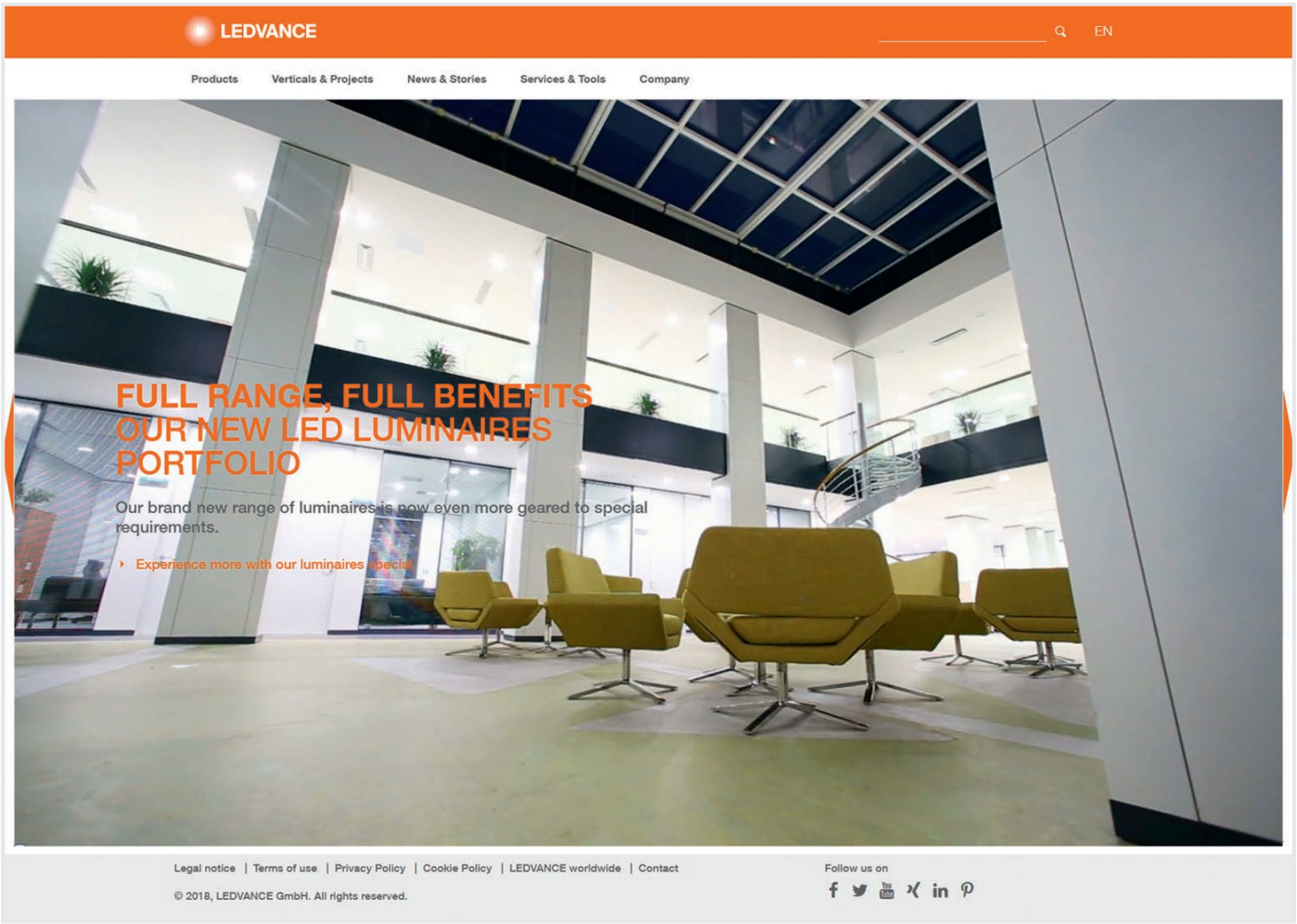

Our website provides you with clearly arranged, in-depth information. Keep up to date and receive interesting information for your daily projects.
www.ledvance.com

LEDVANCE TOOLS

With our mobile apps and online tools, you can calculate the potential savings of your next LED project in no time at all, find the right lamp or luminaire and browse through the latest catalogs.
www.ledvance.com/tools

LEDVANCE NEWSLETTER FOR PROFESSIONALS

Major news stories from the world of lighting for your daily projects. Up-to-date, informative and specially designed for lighting professionals.
www.ledvance.com/tools

LEDVANCE PROJECTS

We present to you a selection of special lighting projects involving LEDVANCE products.
www.ledvance.com/case-studies

LEDVANCE STORY TELLING

Describing the fascination of light in exciting online stories. Venture into the world of lighting and gain inspiration from articles, interviews, videos and informational graphics – produced from passionate perspectives.
www.ledvance.com/story-telling

LEDVANCE eCatalog

The complete product portfolio at a glance. Inclusive all technical product data, technical data sheets, technical drawings, graphics, images and details concerning packaging.
www.ledvance.com/products/luminaires/professional-luminaires/index.jsp

www.ledvance.com/products/lamps/index.jsp

www.ledvance.com/products/electronics-and-modules/index.jsp

LEDVANCE LIGHTING PLANNING WITH DIALUX AND RELUX

The latest lamp and luminaire data plus plug-ins for DIALux and RELUX planning software can be downloaded here.
www.ledvance.com/dialux-plugin



LEDVANCE®
LED LUMINAIRES

CONTENT

FULL RANGE, FULL BENEFITS – OUR NEW LED LUMINAIRE PORTFOLIO	1.04
DOWNLIGHT COMFORT	1.05
DOWNLIGHT ALU	1.06
DOWNLIGHT SLIM ALU	1.08
DOWNLIGHT SLIM SQUARE	1.09
DOWNLIGHT SLIM SQUARE FRAME	1.11
DOWNLIGHT SLIM ROUND	1.12
DOWNLIGHT SLIM ROUND FRAME	1.14
LEDVANCE DOWNLIGHT LED DALI	1.15
SPOT VARIO	1.17
SPOT MULTI 1x30W	1.18
SPOT MULTI 2x30W	1.19
SPOT MULTI 3x30W	1.20
SPOT SQUARE DARKLIGHT ADJUST	1.21
SPOT ADJUST	1.22
SPOT ADJUST DALI	1.23
SPOT FIREPROOF DIM	1.24
SPOT FIREPROOF	1.25
SPOT DIM	1.26
SPOT DARKLIGHT	1.27
SPOT KIT	1.28
LEDVANCE SPOT LED	1.29
LEDVANCE SPOT LED DALI	1.30
LEDVANCE SPOT LED FIREPROOF	1.31
TRACKLIGHT SPOT D75 25W	1.32
TRACKLIGHT SPOT D85 35W	1.34
TRACKLIGHT SPOT D95 55W	1.36
TRACKLIGHT SPOT REFLECTOR	1.38
LEDVANCE PANEL LED 600	1.39
LEDVANCE PANEL LED 625	1.41
PANEL 600 DALI	1.43
PANEL 625 DALI	1.45
PANEL 1200	1.46
PANEL DALI 1200	1.47
PANEL 600	1.48
PANEL 625	1.49
PANEL 600 UGR < 19	1.50
PANEL 625 UGR < 19	1.51
PANEL 600 IP54	1.52
PANEL 625 IP54	1.53
PANEL 600 DALI	1.54
PANEL 625 DALI	1.55
PANEL 600 DALI UGR < 19	1.56
PANEL 625 DALI UGR < 19	1.57
PANEL VALUE 600	1.58
PANEL VALUE 600 UGR < 19	1.60
PANEL 600 625 SUSPENSION KIT	1.61
SURFACE MOUNT KIT	1.62

LEDVANCE

LEDVANCE®
LED LUMINAIRES

CONTENT

SURFACE MOUNT KIT VALUE	1.63
PANEL MOUNTING CLIPS 1x4	1.64
PANEL 1200 Accessories	1.65
SURFACE COMPACT IK10	1.66
SURFACE CIRCULAR 250 SENSOR	1.67
SURFACE CIRCULAR 350 SENSOR	1.68
SURFACE CIRCULAR 400 SENSOR	1.69
SURFACE CIRCULAR 250	1.70
SURFACE CIRCULAR 350	1.71
SURFACE CIRCULAR 400	1.72
SURFACE CIRCULAR COVER	1.73
LINEAR IndiviLED DIRECT	1.74
LINEAR IndiviLED DIRECT DALI	1.76
LINEAR IndiviLED DIRECT SENSOR	1.78
LINEAR IndiviLED DIRECT DALI SENSOR	1.80
LINEAR IndiviLED DIRECT THROUGH-WIRED	1.82
LINEAR IndiviLED DIRECT/INDIRECT	1.84
LINEAR IndiviLED DIRECT/INDIRECT DALI	1.86
LINEAR IndiviLED DIRECT/INDIRECT SENSOR	1.88
LINEAR IndiviLED DIRECT/INDIRECT DALI SENSOR	1.90
LINEAR IndiviLED DIRECT/INDIRECT THROUGH-WIRED	1.92
LINEAR IndiviLED SUSPENSION KIT	1.94
LINEAR IndiviLED DALI SUSPENSON KIT	1.95
LINEAR IndiviLED SUSPENSION WIRE	1.96
LINEAR IndiviLED LIGHT LINE CONNECTOR	1.97
LINEAR IndiviLED THROUGH-WIRING CABLE KIT	1.98
LINEAR ULTRA OUTPUT	1.99
LINEAR ULTRA OUTPUT ACCESSORIES	1.101
LINEAR COMPACT SWITCH	1.102
LINEAR COMPACT HIGH OUTPUT	1.104
LINEAR COMPACT BATTEN	1.106
LINEAR HOUSING T8 LED	1.108
TruSys WIDE	1.109
TruSys NARROW	1.111
TruSys WALLWASHER	1.113
TruSys DOUBLE ASYMMETRIC	1.115
TruSys DALI WIDE	1.117
TruSys DALI NARROW	1.119
TruSys DALI WALLWASHER	1.121
TruSys DALI DOUBLE ASYMMETRIC	1.123
TruSys ENERGY RAIL	1.125
TruSys ENERGY RAIL DALI	1.126
TruSys ENERGY RAIL ACCESSORIES	1.127
TruSys SUSPENSION KIT	1.128
TruSys MOUNTING BRACKETS	1.129
TruSys CHAIN KIT	1.130
TruSys BLIND COVER	1.131
TruSys ELECTRICAL CONNECTOR	1.132



LEDVANCE

LEDVANCE®
LED LUMINAIRES

CONTENT

TruSys ELECTRICAL CONNECTOR DALI	1.133
DAMPPROOF SPECIAL	1.134
DAMP PROOF COMPACT	1.136
DAMPPROOF IP65	1.138
DAMPPROOF DALI	1.139
DAMP PROOF SLIM VALUE	1.140
DAMP PROOF HOUSING	1.141
LEDVANCE DAMP PROOF LED	1.142
HIGHBAY DALI 115DEG	1.143
HIGHBAY DALI CONSTANT LUMEN 115DEG	1.144
HB DALI REFLECTOR 80DEG	1.145
HB DALI BRACKET 90W	1.146
HIGH BAY Gen 1	1.147
HIGH BAY Gen 2	1.148
FLOODLIGHT ASYMMETRIC	1.150
FLOODLIGHT 10	1.151
FLOODLIGHT 20	1.152
FLOODLIGHT 50	1.154
FLOODLIGHT 90	1.156
FLOODLIGHT 135	1.157
FLOODLIGHT 180	1.158
FLOODLIGHT SENSOR 20	1.159
FLOODLIGHT SENSOR 50	1.160
OUTDOOR FACADE SPOT	1.161
OUTDOOR FACADE EDGE	1.162
OUTDOOR FACADE LANTERN	1.163
OUTDOOR BOLLARD LANTERN	1.164
OUTDOOR SURFACE ROUND	1.165
OUTDOOR SURFACE SQUARE	1.166
OUTDOOR FACADE BELT	1.167
OUTDOOR FACADE INDIRECT	1.168
OUTDOOR FACADE UPDOWN	1.169
OUTDOOR FACADE POLE	1.170
OUTDOOR BOLLARD POLE	1.171
OUTDOOR SURFACE POLE	1.172
EMERGENCY DOWNLIGHT DN120 AUTO TEST	1.173
EMERGENCY DOWNLIGHT DN120 MANUAL TEST	1.174
EMERGENCY DOWNLIGHT DN120 MOUNT KIT	1.175
EMERGENCY EXIT SIGN HB 27M	1.176
EMERGENCY EXIT SIGN HB 27M ACCESSORIES	1.177
Vintage 1906 PenduLum PRO	1.178
NIGHTLUX Hall	1.179
DoorLED Solar	1.180
Door LED Down	1.181
LUNETTA USB	1.182
LUNETTA Round	1.183
LUNETTA Slim	1.184
LUNETTA Hall Sensor	1.185

LEDVANCE

FULL RANGE, FULL BENEFITS – OUR NEW LED LUMINAIRE PORTFOLIO

Step aside, bad light!

We're coming for you with a wide range of LED luminaires for standard applications that meet a wide range of requirements. As an installer, you will be happy to hear that we have developed numerous new product features to make your day-to-day work easier.

Case in point? With our Downlight Comfort luminaires you can now easily set any of three different light colors simply by using a DIP switch. So what about those peculiar lighting situations? No worries, our range of luminaires is now even more strongly geared to the special requirements in various areas of application: from shops to hotels, office buildings to hospital floors, industrial plants to parks.

With our significantly expanded range, we're confident that we can offer the right lighting solution for virtually any environment. And three things remain unchanged: You can always expect simple installation, good value and high potential energy savings from LEDVANCE.

In short, our new expanded portfolio of LED luminaires truly raises the bar to a new level. Good news for you, bad news for bad light.





LEDVANCE

DOWNLIGHT COMFORT
Downlights with adjustable white light colors



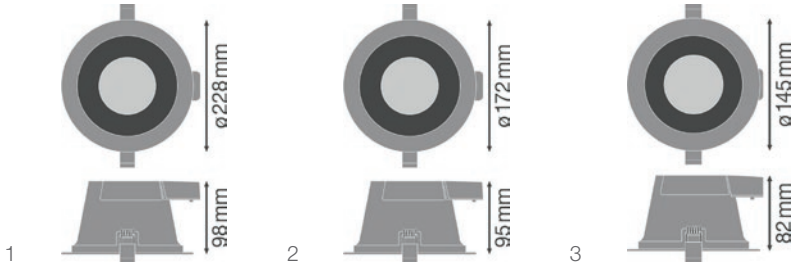

	Product name	GTIN (EAN)	W	V	λ	lm/W	K	Ra	
NEW	DL COMFORT DN 130 13 3CCT IP54 WT	4058075104068	13	100…277	>0.90	85	3000/4000/5700	>80	60
NEW	DL COMFORT DN 155 18 3CCT IP54 WT	4058075104082	18	100…277	>0.90	85	3000/4000/5700	>80	60
NEW	DL COMFORT DN 205 20 3CCT IP54 WT	4058075104105	20	100…277	>0.90	90	3000/4000/5700	>80	60

	Product name	t[h]	IP	PROTECTION CLASS	Ø d [mm]	h [mm]	COLOR		No.
NEW	DL COMFORT DN 130 13 3CCT IP54 WT	50000	IP54	IK03	145	82	White	8	3
NEW	DL COMFORT DN 155 18 3CCT IP54 WT	50000	IP54	IK03	172	95	White	8	2
NEW	DL COMFORT DN 205 20 3CCT IP54 WT	50000	IP54	IK03	228	98	White	8	1

PRODUCT FEATURES

- Three light colors selectable via slide switch
- Type of protection: IP54
- Connector box with push wire terminal for tool-free connection
- Through wiring possible

PRODUCT BENEFITS

- Three light color in one luminaire: Warm White, Cool White, Daylight White
- Simple installation thanks to integrated driver
- Easy installation with fast connection
- 5 years guarantee

AREAS OF APPLICATION

- Direct replacement for luminaires with compact fluorescent lamps
- General illumination
- Bathrooms, kitchens and sheltered outdoor areas
- Offices
- Corridors
- Foyers
- Shops
- Stairways

REFERENCES / LINKS

For Guarantee see www.ledvance.com/guarantee

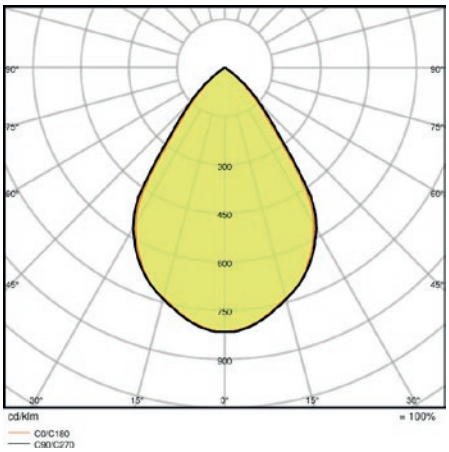

LEDVANCE

DOWNLIGHT ALU

Downlight luminaires with aluminum housing



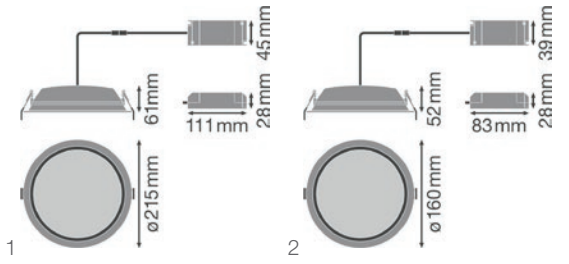

	Product name	GTIN (EAN)	W	V	λ	lm	lm/W	K	Ra	
NEW	DL ALU DN 150 14 W 3000 K IP44 WT	4058075091436	14	220…240	>0.90	1190	85	3000	>80	100
NEW	DL ALU DN 150 14 W 4000 K IP44 WT	4058075091450	14	220…240	>0.90	1260	90	4000	>80	100
NEW	DL ALU DN 150 14 W 6500 K IP44 WT	4058075091474	14	220…240	>0.90	1330	95	6500	>80	100
NEW	DL ALU DN 200 25 W 3000 K IP44 WT	4058075091498	25	220…240	>0.90	2250	90	3000	>80	100
NEW	DL ALU DN 200 25 W 4000 K IP44 WT	4058075091511	25	220…240	>0.90	2370	95	4000	>80	100
NEW	DL ALU DN 200 25 W 6500 K IP44 WT	4058075091535	25	220…240	>0.90	2370	95	6500	>80	100
NEW	DL ALU DN 200 35 W 3000 K IP44 WT	4058075091559	35	220…240	> 0.90	2975	85	3000	>80	100
NEW	DL ALU DN 200 35 W 4000 K IP44 WT	4058075091573	35	220…240	>0.90	3150	90	4000	>80	100
NEW	DL ALU DN 200 35 W 6500 K IP44 WT	4058075091597	35	220…240	>0.90	3150	90	6500	>80	100

	Product name	$t_{[h]}$	IP	PROTECTION CLASS	⌀ d [mm]	h [mm]	COLOR		No.
NEW	DL ALU DN 150 14 W 3000 K IP44 WT	50000	IP44	IK02	160	52	White	8	2
NEW	DL ALU DN 150 14 W 4000 K IP44 WT	50000	IP44	IK02	160	52	White	8	2
NEW	DL ALU DN 150 14 W 6500 K IP44 WT	50000	IP44	IK02	160	52	White	8	2
NEW	DL ALU DN 200 25 W 3000 K IP44 WT	50000	IP44	IK02	215	61	White	8	1
NEW	DL ALU DN 200 25 W 4000 K IP44 WT	50000	IP44	IK02	215	61	White	8	1
NEW	DL ALU DN 200 25 W 6500 K IP44 WT	50000	IP44	IK02	215	61	White	8	1
NEW	DL ALU DN 200 35 W 3000 K IP44 WT	50000	IP44	IK02	215	61	White	8	1
NEW	DL ALU DN 200 35 W 4000 K IP44 WT	50000	IP44	IK02	215	61	White	8	1
NEW	DL ALU DN 200 35 W 6500 K IP44 WT	50000	IP44	IK02	215	61	White	8	1

PRODUCT FEATURES

- Diameter of required ceiling cut-out: 150 mm or 200 mm (depending on version)
- Type of protection: IP44

PRODUCT BENEFITS

- High luminous efficacy
- Energy savings up to 60 % (compared to luminaires that use CFL lamps)
- Very homogenous light
- Functional design
- Easy installation with fast connection
- External driver for extended flexibility (compatible with selected DALI drivers)
- 5 years guarantee

AREAS OF APPLICATION

- Direct replacement for luminaires with fluorescent lamps
- General illumination
- Public areas
- Stairways
- Corridors
- Foyers
- Shops

REFERENCES / LINKS

For Guarantee see www.ledvance.com/guarantee

LEDVANCE

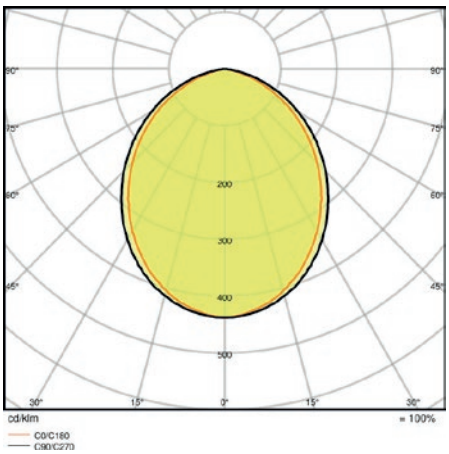
90°
75°
60°
45°
200
300
400
500
30°
15°
0°
15°
30°
cd/klm
= 100%
C0/C180
C90/C270

DOWNLIGHT SLIM ALU

Flat downlights with external driver and aluminum housing



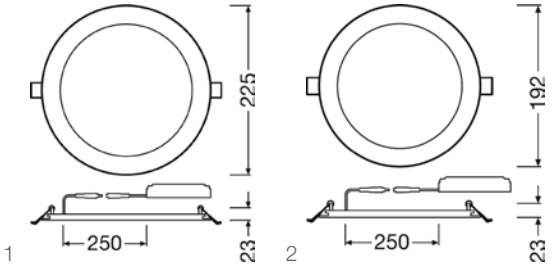

Product name	GTIN (EAN)	W	V	λ	lm	lm/W	K	Ra	
DL SLIM ALU DN 180 17 W 3000 K WT	4058075063921	17	220…240	>0.5	1350	80	3000	>80	120
DL SLIM ALU DN 180 17 W 4000 K WT	4058075063945	17	220…240	>0.5	1400	80	4000	>80	120
DL SLIM ALU DN 205 22 W 3000 K WT	4058075064003	22	220…240	>0.5	1850	85	3000	>80	120
DL SLIM ALU DN 205 22 W 4000 K WT	4058075064027	22	220…240	>0.5	1920	90	4000	>80	120

Product name	t[h]	IP	PROTECTION CLASS	Ø d [mm]	h [mm]	COLOR		No.
DL SLIM ALU DN 180 17 W 3000 K WT	30000	IP20	IK03	200	23	White	10	2
DL SLIM ALU DN 180 17 W 4000 K WT	30000	IP20	IK03	200	23	White	10	2
DL SLIM ALU DN 205 22 W 3000 K WT	30000	IP20	IK03	225	23	White	10	1
DL SLIM ALU DN 205 22 W 4000 K WT	30000	IP20	IK03	225	23	White	10	1

PRODUCT FEATURES

- Solid aluminum housing in white
- Small visible bezel
- Light guide made of non-yellowing PMMA for long lifetime

PRODUCT BENEFITS

- Very slim housing
- Low installation depth
- High luminous efficacy
- Energy savings up to 60 % (compared to luminaires that use CFL lamps)
- Very homogenous light
- Functional design
- External driver for easy replacement
- 5 years guarantee

AREAS OF APPLICATION

- Direct replacement for luminaires with compact fluorescent lamps
- General illumination
- Public areas
- Stairways
- Corridors
- Foyers
- Shops

EQUIPMENT / ACCESSORIES

- Surface mounting frames available as accessories

REFERENCES / LINKS

For Guarantee see www.ledvance.com/guarantee

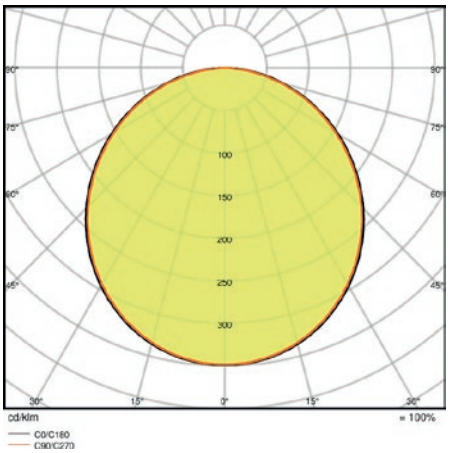

LEDVANCE

DOWNLIGHT SLIM SQUARE

Flat downlights with integrated driver, square shape



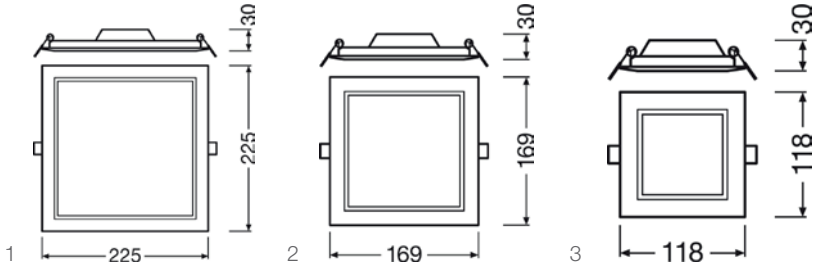

Product name	GTIN (EAN)	W	V	λ	lm	lm/W	K	Ra	
DL SLIM SQ 105 6 W 3000 K WT	4058075079212	6	220…240	0.5	420	70	3000	>80	120
DL SLIM SQ 105 6 W 4000 K WT	4058075079236	6	220…240	0.5	430	70	4000	>80	120
DL SLIM SQ 105 6 W 6500 K WT	4058075079250	6	220…240	0.5	430	70	6500	>80	120
DL SLIM SQ 155 12 W 3000 K WT	4058075079274	12	220…240	0.5	1020	85	3000	>80	120
DL SLIM SQ 155 12 W 4000 K WT	4058075079298	12	220…240	0.5	1020	85	4000	>80	120
DL SLIM SQ 155 12 W 6500 K WT	4058075079311	12	220…240	0.5	1020	85	6500	>80	120
DL SLIM SQ 210 18 W 3000 K WT	4058075079335	18	220…240	0.5	1530	85	3000	>80	120
DL SLIM SQ 210 18 W 4000 K WT	4058075079359	18	220…240	0.5	1530	85	4000	>80	120
DL SLIM SQ 210 18 W 6500 K WT	4058075079373	18	220…240	0.5	1530	85	6500	>80	120

Product name	t[h]	IP	PROTECTION CLASS	l [mm]	b [mm]	h [mm]	COLOR		No.
DL SLIM SQ 105 6 W 3000 K WT	30000	IP20	IK03	118	118	30	White	6	3
DL SLIM SQ 105 6 W 4000 K WT	30000	IP20	IK03	118	118	30	White	6	3
DL SLIM SQ 105 6 W 6500 K WT	30000	IP20	IK03	118	118	30	White	6	3
DL SLIM SQ 155 12 W 3000 K WT	30000	IP20	IK03	169	169	30	White	6	2
DL SLIM SQ 155 12 W 4000 K WT	30000	IP20	IK03	169	169	30	White	6	2
DL SLIM SQ 155 12 W 6500 K WT	30000	IP20	IK03	169	169	30	White	6	2
DL SLIM SQ 210 18 W 3000 K WT	30000	IP20	IK03	225	225	30	White	6	1
DL SLIM SQ 210 18 W 4000 K WT	30000	IP20	IK03	225	225	30	White	6	1
DL SLIM SQ 210 18 W 6500 K WT	30000	IP20	IK03	225	225	30	White	6	1

PRODUCT FEATURES

- Small visible bezel
- Connector box with push wire terminal for tool-free connection
- Light guide made of non-yellowing PMMA for long lifetime

PRODUCT BENEFITS

- Very slim housing
- Low installation depth
- High luminous efficacy
- Energy savings up to 60 % (compared to luminaires that use CFL lamps)
- Very homogenous light
- Functional design
- Easy installation with fast connection
- Simple installation thanks to integrated driver

AREAS OF APPLICATION

- Direct replacement for luminaires with compact fluorescent lamps
- General illumination
- Public areas
- Stairways
- Corridors
- Foyers
- Shops

EQUIPMENT / ACCESSORIES

- Surface mounting frames available as accessories

REFERENCES / LINKS

For Guarantee see www.ledvance.com/guarantee

LEDVANCE

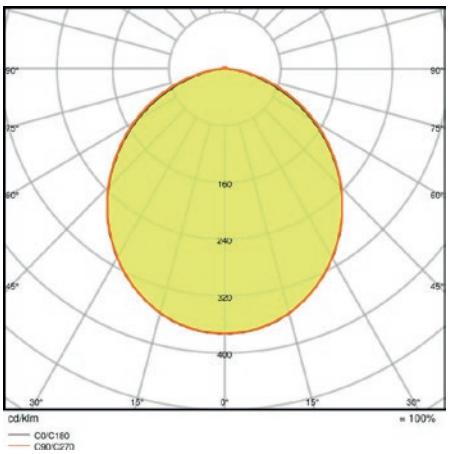
90°
75°
60°
45°
160
240
320
400
30°
15°
0°
15°
30°
cd/klm
= 100%
C0/C180
C90/C270

DOWNLIGHT SLIM SQUARE FRAME

Surface mounting frame, square shape



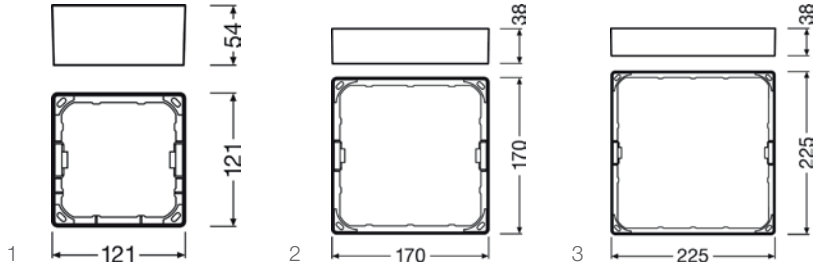

Product name	GTIN (EAN)	l [mm]	b [mm]	h [mm]	COLOR		No.
DL SLIM FRAME SQ 105 WT	4058075079397	121	121	54	White	6	1
DL SLIM FRAME SQ 155 WT	4058075079410	170	170	38	White	6	2
DL SLIM FRAME SQ 210 WT	4058075079434	225	225	38	White	6	3

PRODUCT FEATURES

- Low mounting depth
- Robust polycarbonate casing
- Mounting accessories included

PRODUCT BENEFITS

- Cable entry on the side for electrical connection with low profil
- Easy installation thanks to included drilling template

AREAS OF APPLICATION

- General illumination
- Public areas
- Stairways
- Corridors
- Foyers
- Shops

DOWNLIGHT SLIM ROUND

Flat downlights with integrated driver, round shape



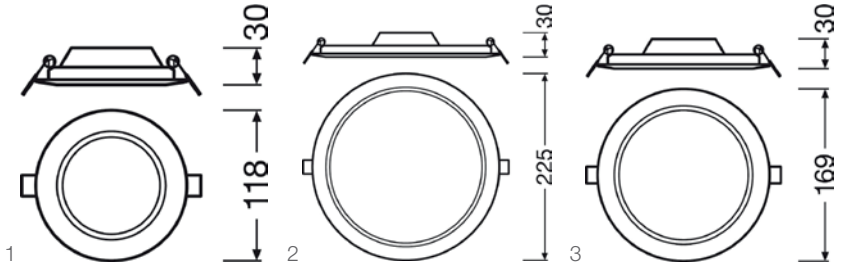

Product name	GTIN (EAN)	W	V	λ	lm	lm/W	K	Ra	
DL SLIM DN 105 6 W 3000 K WT	4058075078970	6	220…240	0.5	420	70	3000	>80	120
DL SLIM DN 105 6 W 4000 K WT	4058075078994	6	220…240	0.5	430	70	4000	>80	120
DL SLIM DN 105 6 W 6500 K WT	4058075079014	6	220…240	0.5	430	70	6500	>80	120
DL SLIM DN 155 12 W 3000 K WT	4058075079038	12	220…240	0.5	1020	85	3000	>80	120
DL SLIM DN 155 12 W 4000 K WT	4058075079052	12	220…240	0.5	1020	85	4000	>80	120
DL SLIM DN 155 12 W 6500 K WT	4058075079076	12	220…240	0.5	1020	85	6500	>80	120
DL SLIM DN 210 18 W 3000 K WT	4058075079090	18	220…240	0.5	1530	85	3000	>80	120
DL SLIM DN 210 18 W 4000 K WT	4058075079113	18	220…240	0.5	1530	85	4000	>80	120
DL SLIM DN 210 18 W 6500 K WT	4058075079137	18	220…240	0.5	1530	85	6500	>80	120

Product name	t[h]	IP	PROTECTION CLASS	⌀d [mm]	h [mm]	COLOR		No.
DL SLIM DN 105 6 W 3000 K WT	30000	IP20	IK03	118	30	White	6	1
DL SLIM DN 105 6 W 4000 K WT	30000	IP20	IK03	118	30	White	6	1
DL SLIM DN 105 6 W 6500 K WT	30000	IP20	IK03	118	30	White	6	1
DL SLIM DN 155 12 W 3000 K WT	30000	IP20	IK03	169	30	White	6	3
DL SLIM DN 155 12 W 4000 K WT	30000	IP20	IK03	169	30	White	6	3
DL SLIM DN 155 12 W 6500 K WT	30000	IP20	IK03	169	30	White	6	3
DL SLIM DN 210 18 W 3000 K WT	30000	IP20	IK03	225	30	White	6	2
DL SLIM DN 210 18 W 4000 K WT	30000	IP20	IK03	225	30	White	6	2
DL SLIM DN 210 18 W 6500 K WT	30000	IP20	IK03	225	30	White	6	2

PRODUCT FEATURES

- Small visible bezel
- Connector box with push wire terminal for tool-free connection
- Light guide made of non-yellowing PMMA for long lifetime

PRODUCT BENEFITS

- Very slim housing
- Low installation depth
- High luminous efficacy
- Energy savings up to 60 % (compared to luminaires that use CFL lamps)
- Very homogenous light
- Functional design
- Easy installation with fast connection
- Simple installation thanks to integrated driver

AREAS OF APPLICATION

- Direct replacement for luminaires with compact fluorescent lamps
- General illumination
- Public areas
- Stairways
- Corridors
- Foyers
- Shops

EQUIPMENT / ACCESSORIES

- Surface mounting frames available as accessories

REFERENCES / LINKS

For Guarantee see www.ledvance.com/guarantee

LEDVANCE

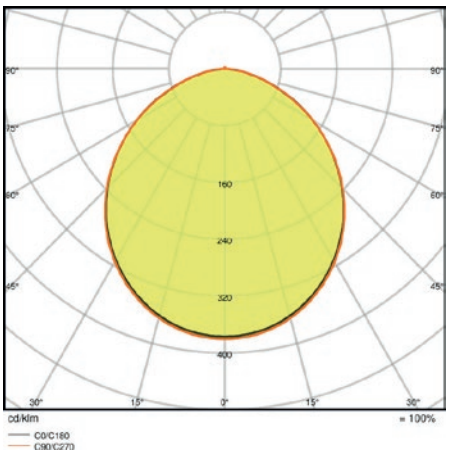
90°
75°
60°
45°
160
240
320
400
30°
15°
0°
15°
30°
cd/klm
= 100%
C0/C180
C90/C270

DOWNLIGHT SLIM ROUND FRAME

Surface mounting frame, round shape



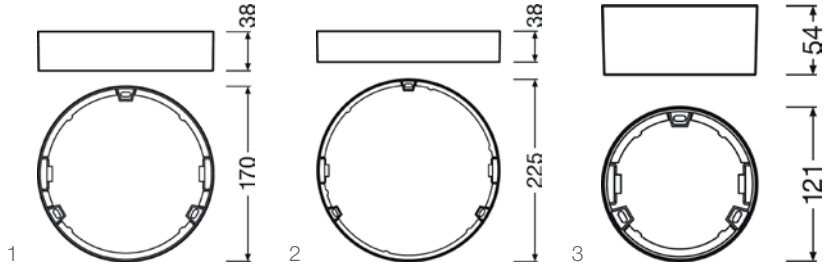

Product name	GTIN (EAN)	Ø d [mm]	h [mm]	COLOR		No.
DL SLIM FRAME DN 105 WT	4058075079151	121	54	White	6	3
DL SLIM FRAME DN 155 WT	4058075079175	170	38	White	6	1
DL SLIM FRAME DN 210 WT	4058075079199	225	38	White	6	2

PRODUCT FEATURES

- Low mounting depth
- Robust polycarbonate casing
- Mounting accessories included

PRODUCT BENEFITS

- Cable entry on the side for electrical connection with low profil
- Easy installation thanks to included drilling template

AREAS OF APPLICATION

- General illumination
- Public areas
- Stairways
- Corridors
- Foyers
- Shops

LEDVANCE DOWNLIGHT LED DALI
LED downlight luminaires with DALI



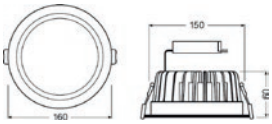

Product name	GTIN (EAN)	W	V	λ	lm	lm/W	K	Ra	
DOWNLIGHT LED DALI 200 25 W 3000 K WT	4058075042032	25	220…240	>0.90	2220	90	3000	>80	100
DOWNLIGHT LED DALI 200 25 W 4000 K WT	4058075042056	25	220…240	>0.90	2340	95	4000	>80	100
DOWNLIGHT LED DALI 200 25 W 6500 K WT	4058075042070	25	220…240	>0.90	2440	100	6500	>80	100
DOWNLIGHT LED DALI 200 35 W 3000 K WT	4058075042094	35	220…240	>0.90	3150	90	3000	>80	100
DOWNLIGHT LED DALI 200 35 W 4000 K WT	4058075042117	35	220…240	>0.90	3325	95	4000	>80	100
DOWNLIGHT LED DALI 200 35 W 6500 K WT	4058075042131	35	220…240	>0.90	3500	100	6500	>80	100

Product name	t[h]	IP	PROTECTION CLASS	Ø d [mm]	h [mm]	COLOR	
DOWNLIGHT LED DALI 200 25 W 3000 K WT	50000	IP20	IK02	220	67	White	8
DOWNLIGHT LED DALI 200 25 W 4000 K WT	50000	IP20	IK02	220	67	White	8
DOWNLIGHT LED DALI 200 25 W 6500 K WT	50000	IP20	IK02	220	67	White	8
DOWNLIGHT LED DALI 200 35 W 3000 K WT	50000	IP20	IK02	220	67	White	8
DOWNLIGHT LED DALI 200 35 W 4000 K WT	50000	IP20	IK02	220	67	White	8
DOWNLIGHT LED DALI 200 35 W 6500 K WT	50000	IP20	IK02	220	67	White	8

PRODUCT FEATURES

- Advanced applications with DALI light installations
- Diameter of required ceiling cut-out: 150 mm or 200 mm (depending on version)
- Type of protection: IP20

PRODUCT BENEFITS

- Advanced functionality due to already included DALI driver
- DALI driver with individual luminaire current set-up already installed
- High luminous efficacy
- Direct replacement for compact fluorescent lamp downlights
- Energy savings of up to 60 % compared to luminaires that use CFL
- Very homogenous light
- Functional design
- Easy installation with fast connection
- 5 years guarantee

AREAS OF APPLICATION

- Direct replacement for luminaires with compact fluorescent lamps
- General illumination
- Public areas
- Stairways
- Corridors
- Foyers
- Shops

REFERENCES / LINKS

For Guarantee see www.ledvance.com/guarantee

LEDVANCE

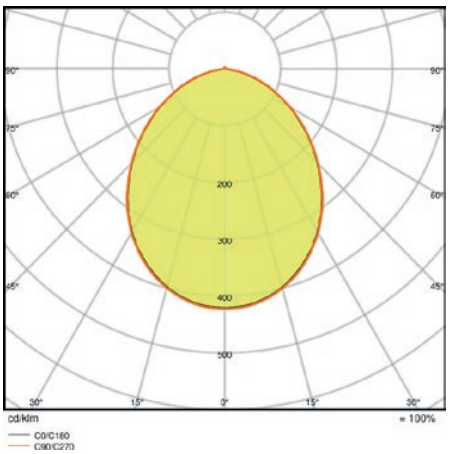
90°
75°
60°
45°
200
300
400
500
30°
15°
0°
15°
30°
cd/klm
= 100%
C0/C180
C90/C270

SPOT VARIO
Recessed mounted spotlight, swivelable



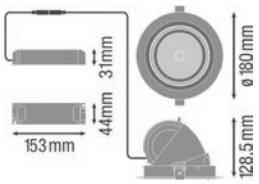

	Product name	GTIN (EAN)	W	V	λ	lm	lm/W	K	Ra	
NEW	SPOT VARIO DN 170 35 W 3000 K 24DEG WT	4058075104020	35	220…240	>0.90	3350	95	3000	>80	24
NEW	SPOT VARIO DN 170 35 W 4000 K 24DEG WT	4058075104044	35	220…240	>0.90	3550	100	4000	>80	24

	Product name	IP	PROTECTION CLASS	d [mm]	h [mm]	COLOR	
NEW	SPOT VARIO DN 170 35 W 3000 K 24DEG WT	IP20	IK03	180	129	White	4
NEW	SPOT VARIO DN 170 35 W 4000 K 24DEG WT	IP20	IK03	180	129	White	4

PRODUCT FEATURES

- Large faceted reflector for high light output
- Beam angle: 24°
- Rotation angle: 0°...350°, tilt angle: 0°...35°
- Diameter of required ceiling cut out: 165...170 mm

PRODUCT BENEFITS

- Low flicker light thanks to special electronic control gear
- High luminous efficacy
- Die-cast aluminum housing for improved heat dissipation
- Easy replacement of external driver thanks plug with bayonet lock
- Design matches the LEDVANCE Spot-, Down- and Tracklight luminaire family
- Shallow mounting depth
- Various options to highlight target areas
- 5 years guarantee

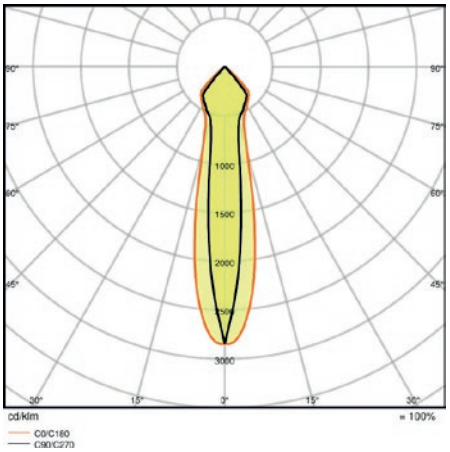

AREAS OF APPLICATION

- Accent- and general lighting for all kind of salesrooms
- Retail
- Supermarkets
- Shops, boutiques
- Hotel rooms
- Stairways
- Corridors
- Lobbies

EQUIPMENT / ACCESSORIES

- Driver included

REFERENCES / LINKS

For Guarantee see www.ledvance.com/guarantee

LEDVANCE

SPOT MULTI 1x30W

Recessed mounted spotlight, swivelable with one spot



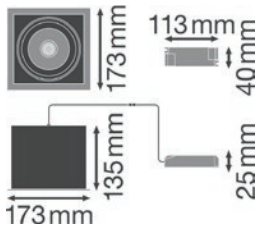

	Product name	GTIN (EAN)	W	V	λ	lm	lm/W	K	Ra	°
NEW	SPOT MULTI 1 x 30W 3000K FL WT/BK	4058075113923	30	220…240	≥0.90	2700	90	3000	>80	38
NEW	SPOT MULTI 1 x 30W 4000K FL WT/BK	4058075113947	30	220…240	≥0.90	2700	90	4000	>80	38

	Product name	IP	PROTECTION CLASS	l [mm]	b [mm]	h [mm]	COLOR	
NEW	SPOT MULTI 1 x 30W 3000K FL WT/BK	IP20	IK03	173	173	135	White	4
NEW	SPOT MULTI 1 x 30W 4000K FL WT/BK	IP20	IK03	173	173	135	White	4

PRODUCT FEATURES

- Large faceted reflector for high light output
- Beam angle: 38°
- Gimbal adjustment angle: +/- 25°

PRODUCT BENEFITS

- Low flicker light thanks to special electronic control gear
- High luminous efficacy
- Covering against other ceiling installations thanks to closed sheet steel housing
- Easy replacement of external driver thanks plug with bayonet lock
- Functional and minimalistic design
- 5 years guarantee

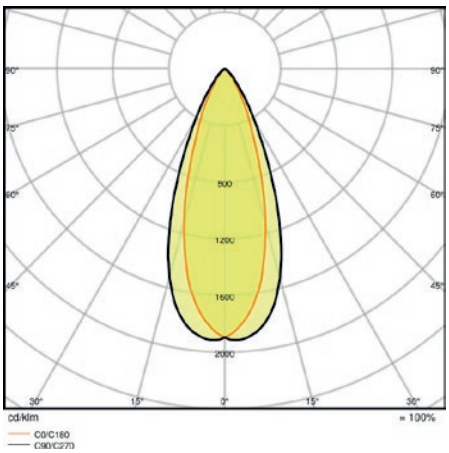

AREAS OF APPLICATION

- Accent- and general lighting for all kind of salesrooms
- Fashion shops, accessories shops
- Shops, boutiques
- Hotel rooms
- Cafés

EQUIPMENT / ACCESSORIES

- Driver included

REFERENCES / LINKS

For Guarantee see www.ledvance.com/guarantee

LEDVANCE

SPOT MULTI 2x30W

Recessed mounted spotlight, swivelable with two spot



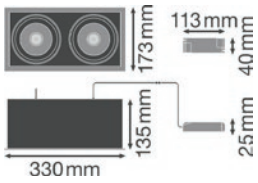

	Product name	GTIN (EAN)	W	V	λ	lm	lm/W	K	Ra	°
NEW	SPOT MULTI 2 x 30W 3000K FL WT/BK	4058075113961	2*30	220…240	≥0.90	2*2700	90	3000	>80	38
NEW	SPOT MULTI 2 x 30W 4000K FL WT/BK	4058075113985	2*30	220…240	≥0.90	2*2700	90	4000	>80	38

	Product name	IP	PRO-TECTION CLASS	l [mm]	b [mm]	h [mm]	COLOR	
NEW	SPOT MULTI 2 x 30W 3000K FL WT/BK	IP20	IK03	330	173	135	White	4
NEW	SPOT MULTI 2 x 30W 4000K FL WT/BK	IP20	IK03	330	173	135	White	4

PRODUCT FEATURES

- Large faceted reflector for high light output
- Beam angle: 38°
- Gimbal adjustment angle: +/- 25°

PRODUCT BENEFITS

- Low flicker light thanks to special electronic control gear
- High luminous efficacy
- Covering against other ceiling installations thanks to closed sheet steel housing
- Easy replacement of external driver thanks plug with bayonet lock
- Functional and minimalistic design
- 5 years guarantee

AREAS OF APPLICATION

- Accent- and general lighting for all kind of salesrooms
- Fashion shops, accessories shops
- Shops, boutiques
- Hotel rooms
- Cafés

EQUIPMENT / ACCESSORIES

- Driver included

REFERENCES / LINKS

For Guarantee see www.ledvance.com/guarantee

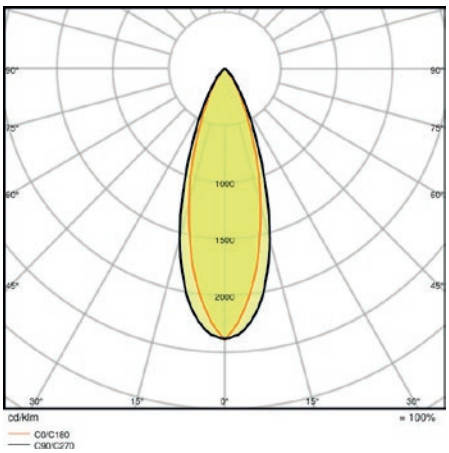

LEDVANCE

SPOT MULTI 3x30W

Recessed mounted spotlight, swivelable with three spot



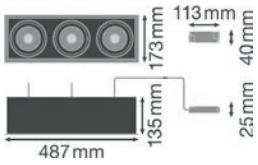

	Product name	GTIN (EAN)	W	V	λ	lm	lm/W	K	Ra	
NEW	SPOT MULTI 3 x 30W 3000K FL WT/BK	4058075114005	3*30	220…240	≥0.90	3*2700	90	3000	>80	38
NEW	SPOT MULTI 3 x 30W 4000K FL WT/BK	4058075114029	3*30	220…240	≥0.90	3*2700	90	4000	>80	38

	Product name	IP	PROTECTION CLASS	l [mm]	b [mm]	h [mm]	COLOR	
NEW	SPOT MULTI 3 x 30W 3000K FL WT/BK	IP20	IK03	487	173	135	White	2
NEW	SPOT MULTI 3 x 30W 4000K FL WT/BK	IP20	IK03	487	173	135	White	2

PRODUCT FEATURES

- Large faceted reflector for high light output
- Beam angle: 38°
- Gimbal adjustment angle: +/- 25°

PRODUCT BENEFITS

- Low flicker light thanks to special electronic control gear
- High luminous efficacy
- Covering against other ceiling installations thanks to closed sheet steel housing
- Easy replacement of external driver thanks plug with bayonet lock
- Functional and minimalistic design
- 5 years guarantee

AREAS OF APPLICATION

- Accent- and general lighting for all kind of salesrooms
- Fashion shops, accessories shops
- Shops, boutiques
- Hotel rooms
- Cafés

EQUIPMENT / ACCESSORIES

- Driver included

REFERENCES / LINKS

For Guarantee see www.ledvance.com/guarantee

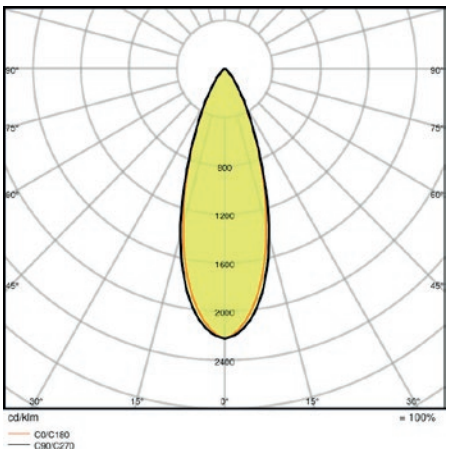

LEDVANCE

SPOT SQUARE DARKLIGHT ADJUST

Recessed mounted spotlight, adjustable, square shape



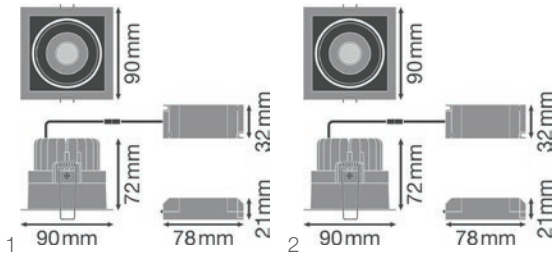

	Product name	GTIN (EAN)	W	V	λ	lm	lm/W	K	Ra	
NEW	SPOT SQUARE DK ADJ 8 W 3000 K WT	4058075114043	8	220…240	>0.5	650	90	3000	>80	36
NEW	SPOT SQUARE DK ADJ 8 W 3000 K BK	4058075114067	8	220…240	>0.5	650	90	3000	>80	36

	Product name	t[h]	IP	PROTECTION CLASS	l [mm]	b [mm]	h [mm]	COLOR		No.
NEW	SPOT SQUARE DK ADJ 8 W 3000 K WT	50000	IP20	IK03	90	90	72	White	6	2
NEW	SPOT SQUARE DK ADJ 8 W 3000 K BK	50000	IP20	IK03	90	90	72	Black	6	1

PRODUCT FEATURES

- Adjustable tilt angle: +/- 20°
- Initial color consistency: ≤ 4 SDCM
- Lens material: PMMA

PRODUCT BENEFITS

- Cut off angle for comfortable indoor lighting
- High luminous efficacy
- Die-cast aluminum housing for improved heat dissipation
- Energy savings of up to 90 % compared to halogen lamp spotlights
- External driver for extended flexibility (compatible with selected DALI drivers)
- Easy replacement of external driver thanks plug with bayonet lock
- Design matches the LEDVANCE Spot-, Down- and Tracklight luminaire family
- 5 years guarantee

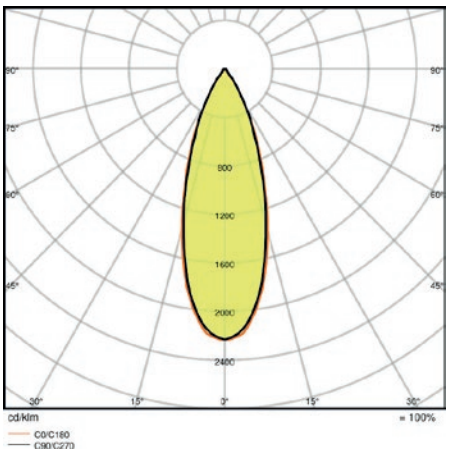

AREAS OF APPLICATION

- Replacement of halogen lamp spotlights
- General accent lighting
- Shops, boutiques
- Hotel rooms
- Bars, restaurants
- Galleries, museums
- Residential interiors

EQUIPMENT / ACCESSORIES

- Driver included

REFERENCES / LINKS

For Guarantee see www.ledvance.com/guarantee

LEDVANCE

SPOT ADJUST

Recessed mounted spotlight, adjustable, round shape



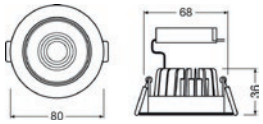

Product name	GTIN (EAN)	W	V	λ	lm	lm/W	K	Ra	
SPOT ADJUST 4 W 3000 K WT	4058075126886	4.5	220…240	>0.90	360	80	3000	>80	36

Product name	t[h]	IP	PROTECTION CLASS	⌀d [mm]	h [mm]	COLOR	
SPOT ADJUST 4 W 3000 K WT	30000	IP20	IK06	80	36	White	30

PRODUCT FEATURES

- Initial color consistency: ≤ 4 SDCM
- Housing material: aluminum
- Lens material: PMMA

PRODUCT BENEFITS

- High luminous efficacy
- Design matches the LEDVANCE DOWNLIGHT luminaire family
- Energy savings of up to 90 % compared to halogen lamp spotlights
- Functional and minimalistic design
- Easy and quick installation
- External driver for extended flexibility (compatible with selected DALI drivers)
- 3 years guarantee

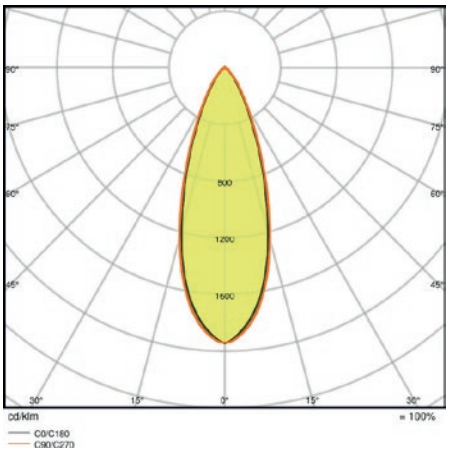

AREAS OF APPLICATION

- Replacement of halogen lamp spotlights
- General illumination
- Hotel rooms
- Bars, restaurants
- Accent lighting
- Galleries, museums
- Residential interiors

REFERENCES / LINKS

For Guarantee see www.ledvance.com/guarantee

LEDVANCE

SPOT ADJUST DALI

Recessed mounted spotlight, adjustable, round shape with DALI driver



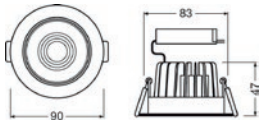

Product name	GTIN (EAN)	W	V	λ	lm	lm/W	K	Ra	
SPOT ADJUST DALI 8 W 4000 K WT	4058075042179	8	220…240	>0.90	720	90	4000	>80	36

Product name	t[h]	IP	PROTECTION CLASS	Ø d [mm]	h [mm]	COLOR	
SPOT ADJUST DALI 8 W 4000 K WT	50000	IP20	IK06	90	47	White	10

PRODUCT FEATURES

- Advanced applications with DALI light installations
- Initial color consistency: ≤ 4 SDCM
- Housing material: aluminum
- Lens material: PMMA

PRODUCT BENEFITS

- Advanced functionality due to already included DALI driver
- DALI driver with individual luminaire current set-up already installed
- High luminous efficacy
- Design matches the LEDVANCE DOWNLIGHT luminaire family
- Energy savings of up to 90 % compared to halogen lamp spotlights
- Functional and minimalistic design
- Easy and quick installation
- 5 years guarantee

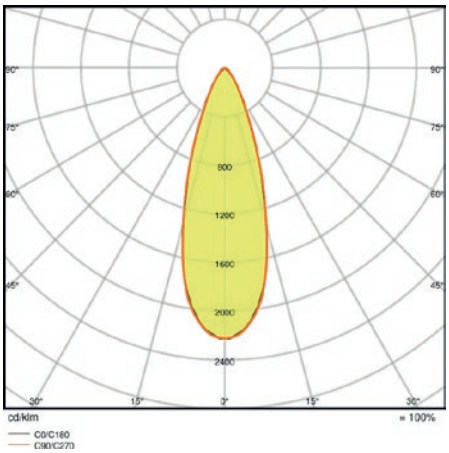

AREAS OF APPLICATION

- Replacement of halogen lamp spotlights
- General illumination
- Hotel rooms
- Bars, restaurants
- Accent lighting
- Galleries, museums
- Residential interiors

REFERENCES / LINKS

For Guarantee see www.ledvance.com/guarantee

LEDVANCE

SPOT FIREPROOF DIM

Recessed mounted spotlight, round shape, fire-resistant, dimmable



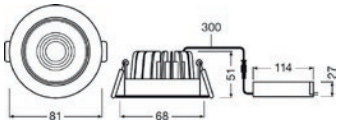

Product name	GTIN (EAN)	W	V	λ	lm	lm/W	K	Ra	
SPOT FIX DIM 8 W 3000 K IP65 SI	4058075127371	8	220…240	>0.90	620	75	3000	>80	36
SPOT FIX DIM 8 W 4000 K IP65 SI	4058075127494	8	220…240	>0.90	670	80	4000	>80	36

Product name	t [h]	IP	PROTECTION CLASS	Ø d [mm]	h [mm]	COLOR	
SPOT FIX DIM 8 W 3000 K IP65 SI	30000	IP65	IK06	81	51	Silver	27
SPOT FIX DIM 8 W 4000 K IP65 SI	30000	IP65	IK06	81	51	Silver	27

PRODUCT FEATURES

- Fire-resistant (up to 90 minutes, tested in accordance with EN 1365-2:2014 ‚fire resistance tests for loadbearing elements - Part 2: Floors and roofs')
- Outdoor use and fire-resistant (up to 90 minutes, BS476-20:1987 and BS476-21:1987)
- Compatible with standard ceiling cutouts of 68 mm
- Initial color consistency: ≤ 4 SDCM
- Type of protection, front side: IP65

PRODUCT BENEFITS

- High luminous efficacy
- Design matches the LEDVANCE DOWNLIGHT luminaire family
- Energy savings of up to 90 % compared to halogen lamp spotlights
- Functional and minimalistic design
- Easy installation with fast connection
- External driver for extended flexibility (compatible with selected dim. drivers)
- Designed for extra IP protection

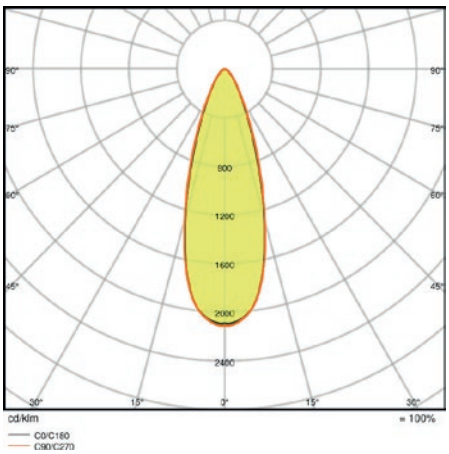

AREAS OF APPLICATION

- Replacement of halogen lamp spotlights
- Hotel rooms
- Bars, restaurants
- Bathrooms
- Accent lighting
- Galleries, museums
- General illumination
- Outdoor

REFERENCES / LINKS

For Guarantee see www.ledvance.com/guarantee

LEDVANCE

SPOT FIREPROOF

Recessed mounted spotlight, round shape, fire-resistant



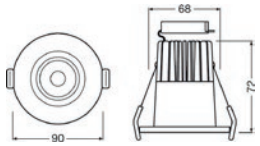

Product name	GTIN (EAN)	W	V	λ	lm	lm/W	K	Ra	
SPOT FP FIX 7 W 3000 K IP65 WT	4058075127333	7	220…240	>0.90	530	75	3000	>80	38

Product name	t[h]	IP	PROTECTION CLASS	Ø d [mm]	h [mm]	COLOR	
SPOT FP FIX 7 W 3000 K IP65 WT	30000	IP65	IK06	90	72	White	20

PRODUCT FEATURES

- Fire-resistant (up to 90 minutes, tested in accordance with EN 1365-2:2014 ‚fire resistance tests for loadbearing elements - Part 2: Floors and roofs')
- Outdoor use and fire-resistant (up to 90 minutes, BS476-20:1987 and BS476-21:1987)
- Compatible with standard ceiling cutouts of 68 mm
- Initial color consistency: ≤ 4 SDCM
- Type of protection, front side: IP65

PRODUCT BENEFITS

- High luminous efficacy
- Design matches the LEDVANCE DOWNLIGHT luminaire family
- Energy savings of up to 90 % compared to halogen lamp spotlights
- Functional and minimalistic design
- Easy installation with fast connection
- External driver for extended flexibility (compatible with selected dim. drivers)
- Designed for extra IP protection

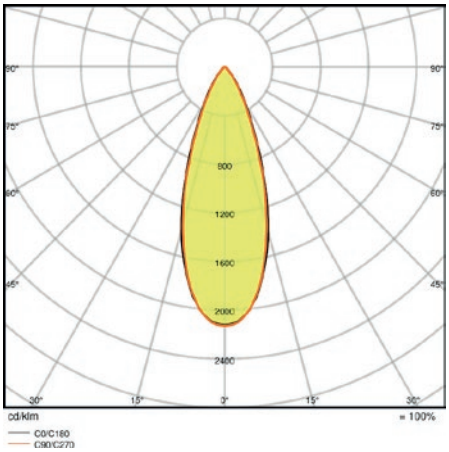

AREAS OF APPLICATION

- Replacement of halogen lamp spotlights
- Hotel rooms
- Bars, restaurants
- Bathrooms
- Accent lighting
- Galleries, museums
- General illumination
- Outdoor

REFERENCES / LINKS

For Guarantee see www.ledvance.com/guarantee

LEDVANCE

SPOT DIM

Recessed mounted spotlight, round shape, dimmable



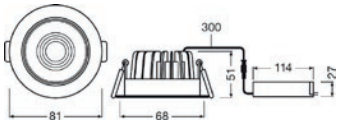

Product name	GTIN (EAN)	W	V	λ	lm	lm/W	K	Ra	∠°
SPOT FP FIX DIM 8 W 3000 K IP44 SI	4058075126923	8	220…240	>0.90	620	75	3000	>80	36
SPOT FP FIX DIM 8 W 3000 K IP44 WT	4058075127043	8	220…240	>0.90	620	75	3000	>80	36
SPOT FP FIX DIM 8 W 4000 K IP44 SI	4058075127067	8	220…240	>0.90	670	80	4000	>80	36
SPOT FP FIX DIM 8 W 4000 K IP44 WT	4058075127104	8	220…240	>0.90	670	80	4000	>80	36

Product name	t[h]	IP	PROTECTION CLASS	Ø d [mm]	h [mm]	COLOR	
SPOT FP FIX DIM 8 W 3000 K IP44 SI	30000	IP44	IK06	81	51	Silver	27
SPOT FP FIX DIM 8 W 3000 K IP44 WT	30000	IP44	IK06	81	51	White	27
SPOT FP FIX DIM 8 W 4000 K IP44 SI	30000	IP44	IK06	81	51	Silver	27
SPOT FP FIX DIM 8 W 4000 K IP44 WT	30000	IP44	IK06	81	51	White	27

PRODUCT FEATURES

- Initial color consistency: ≤ 4 SDCM
- Housing material: aluminum
- Lens material: PMMA

PRODUCT BENEFITS

- High luminous efficacy
- Design matches the LEDVANCE DOWNLIGHT luminaire family
- Energy savings of up to 90 % compared to halogen lamp spotlights
- Functional and minimalistic design
- Easy and quick installation
- External driver for extended flexibility (compatible with selected DALI drivers)
- 3 years guarantee

AREAS OF APPLICATION

- Replacement of halogen lamp spotlights
- General illumination
- Hotel rooms
- Bars, restaurants
- Accent lighting
- Galleries, museums
- Residential interiors

REFERENCES / LINKS

For Guarantee see www.ledvance.com/guarantee

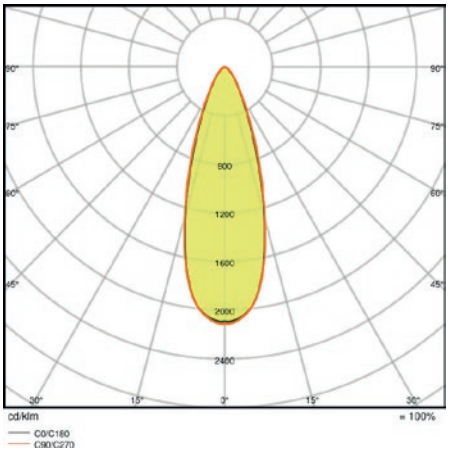

LEDVANCE

SPOT DARKLIGHT

Recessed mounted spotlight, round shape, Darklight with cut-off



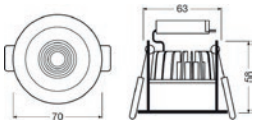

Product name	GTIN (EAN)	W	V	λ	lm	lm/W	K	Ra	
SPOT DK FIX 7 W 3000 K IP44 WT	4058075127166	7	220…240	>0.90	580	85	3000	>80	36

Product name	t[h]	IP	PROTECTION CLASS	Ø d [mm]	h [mm]	COLOR	
SPOT DK FIX 7 W 3000 K IP44 WT	30000	IP44	IK06	70	58	White	20

PRODUCT FEATURES

- Luminous efficacy: 85 lm/W
- Luminous flux: 580 lm
- Diameter of required ceiling cut-out: 63 mm
- Color temperature: 3,000 K
- Initial color consistency: ≤ 4 SDCM
- Beam angle: 36°
- Type of protection, front side: IP44

AREAS OF APPLICATION

- Replacement of conventional 50 W halogen spotlights
- Hotel rooms
- Bars, restaurants
- Bathrooms
- Shelf and undercabinet lighting
- Galleries, museums
- General illumination

PRODUCT BENEFITS

- Design matches the LEDVANCE DOWNLIGHT luminaire family
- Energy savings of up to 90 % compared to halogen lamp spotlights
- Functional and minimalistic design
- Easy installation with fast connection
- External driver for extended flexibility (compatible with selected dim. drivers)
- Designed for extra performance
- 70° cut off angle - perfect for shelf lighting
- 3 years guarantee

REFERENCES / LINKS

For Guarantee see www.ledvance.com/guarantee

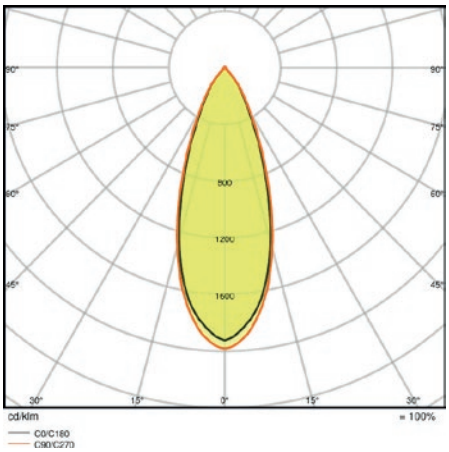

LEDVANCE

SPOT KIT
Recessed mounted spotlight, GU10 base



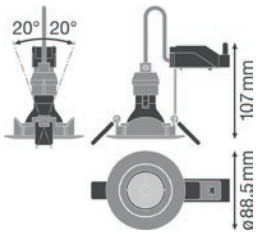

	Product name	GTIN (EAN)	W	V	λ	lm	K	Ra	∠	t[h]
NEW	SP KIT ADJ 7 W 4000 K IP20 WT	4058075156784	7	220…240	>0.80	500	4000	>80	36	25000

	Product name	IP	PROTECTION CLASS	⌀d [mm]	h [mm]	COLOR	
NEW	SP KIT ADJ 7 W 4000 K IP20 WT	IP20	IK03	88.5	107	White	6

PRODUCT FEATURES

- Luminaire efficacy: up to 84 lm/W
- Luminous flux: up to 420 lm
- Beam angle: 36°
- Spot can be swiveld 20° into all directions

PRODUCT BENEFITS

- Direct replacement for conventional 50 W halogen luminaires
- Energy savings of up to 90 % compared to conventional recessed luminaires
- Single spot optics
- White die-cast zinc alloy ring
- Replaceable LED lamp
- Dimmable and non dimmable versions available
- 3 years guarantee

AREAS OF APPLICATION

- Corridors
- Shop lighting
- Living rooms
- Foyers

REFERENCES / LINKS

For Guarantee see www.ledvance.com/guarantee

LEDVANCE SPOT LED
LED spotlight luminaires



1

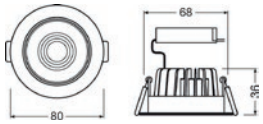

2

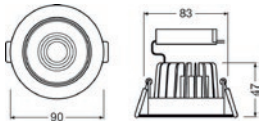

Product name	GTIN (EAN)	W	V	λ	lm	lm/W	K	Ra	
SPOT ADJUST 6 W 3000 K WT	4058075126909	6.5	220…240	>0.90	550	85	3000	>80	36
SPOT ADJUST 8 W 3000 K WT	4058075126848	8.0	220…240	>0.90	660	85	3000	>80	36
SPOT ADJUST 8 W 4000 K WT	4058075126862	8.0	220…240	>0.90	720	90	4000	>80	36

Product name	t[h]	IP	PROTECTION CLASS	Ø d [mm]	h [mm]	COLOR		No.
SPOT ADJUST 6 W 3000 K WT	30000	IP20	IK06	80	36	White	30	1
SPOT ADJUST 8 W 3000 K WT	30000	IP20	IK06	90	47	White	20	2
SPOT ADJUST 8 W 4000 K WT	30000	IP20	IK06	90	47	White	20	2

PRODUCT FEATURES

- Initial color consistency: ≤ 4 SDCM
- Housing material: aluminum
- Lens material: PMMA

PRODUCT BENEFITS

- High luminous efficacy
- Design matches the LEDVANCE DOWNLIGHT luminaire family
- Energy savings of up to 90 % compared to halogen lamp spotlights
- Functional and minimalistic design
- Easy and quick installation
- External driver for extended flexibility (compatible with selected DALI drivers)
- 3 years guarantee

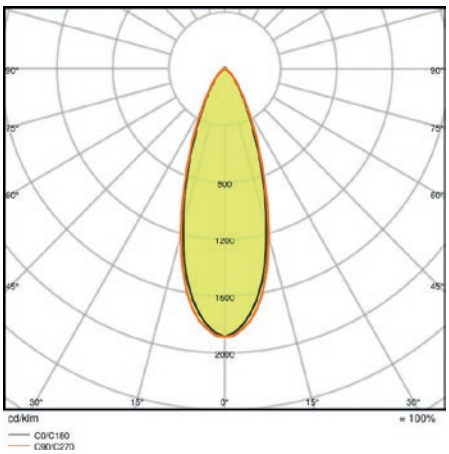

AREAS OF APPLICATION

- Replacement of halogen lamp spotlights
- General illumination
- Hotel rooms
- Bars, restaurants
- Accent lighting
- Galleries, museums
- Residential interiors

REFERENCES / LINKS

For Guarantee see www.ledvance.com/guarantee

LEDVANCE

LEDVANCE SPOT LED DALI
LED spotlight luminaires with DALI



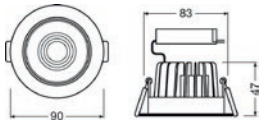

Product name	GTIN (EAN)	W	V	λ	lm	lm/W	K	Ra	
SPOT ADJUST DALI 8 W 3000 K WT	4058075042155	8	220…240	>0.90	660	85	3000	>80	36

Product name	t[h]	IP	PROTECTION CLASS	Ø d [mm]	h [mm]	COLOR	
SPOT ADJUST DALI 8 W 3000 K WT	50000	IP20	IK06	90	47	White	10

PRODUCT FEATURES

- Advanced applications with DALI light installations
- Initial color consistency: ≤ 4 SDCM
- Housing material: aluminum
- Lens material: PMMA

PRODUCT BENEFITS

- Advanced functionality due to already included DALI driver
- DALI driver with individual luminaire current set-up already installed
- High luminous efficacy
- Design matches the LEDVANCE DOWNLIGHT luminaire family
- Energy savings of up to 90 % compared to halogen lamp spotlights
- Functional and minimalistic design
- Easy and quick installation
- 5 years guarantee

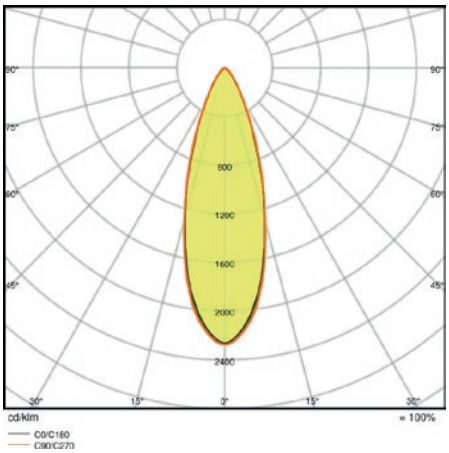

AREAS OF APPLICATION

- Replacement of halogen lamp spotlights
- General illumination
- Hotel rooms
- Bars, restaurants
- Accent lighting
- Galleries, museums
- Residential interiors

REFERENCES / LINKS

For Guarantee see www.ledvance.com/guarantee

LEDVANCE

LEDVANCE SPOT LED FIREPROOF
LED spotlight luminaires



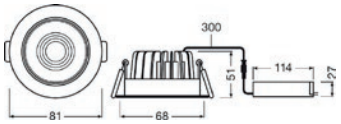

Product name	GTIN (EAN)	W	V	λ	lm	lm/W	K	Ra	∠°
SPOT FIX DIM 8 W 3000 K IP65 WT	4058075127432	8	220…240	>0.90	620	75	3000	>80	36
SPOT FIX DIM 8 W 4000 K IP65 WT	4058075127555	8	220…240	>0.90	670	80	4000	>80	36

Product name	t[h]	IP	PROTECTION CLASS	Ø d [mm]	h [mm]	COLOR	
SPOT FIX DIM 8 W 3000 K IP65 WT	30000	IP65	IK06	81	51	White	27
SPOT FIX DIM 8 W 4000 K IP65 WT	30000	IP65	IK06	81	51	White	27

PRODUCT FEATURES

- Fire-resistant (up to 90 minutes, tested in accordance with EN 1365-2:2014 ‚fire resistance tests for loadbearing elements - Part 2: Floors and roofs')
- Outdoor use and fire-resistant (up to 90 minutes, BS476-20:1987 and BS476-21:1987)
- Compatible with standard ceiling cutouts of 68 mm
- Initial color consistency: ≤ 4 SDCM
- Type of protection, front side: IP65

PRODUCT BENEFITS

- High luminous efficacy
- Design matches the LEDVANCE DOWNLIGHT luminaire family
- Energy savings of up to 90 % compared to halogen lamp spotlights
- Functional and minimalistic design
- Easy installation with fast connection
- External driver for extended flexibility (compatible with selected dim. drivers)
- Designed for extra IP protection

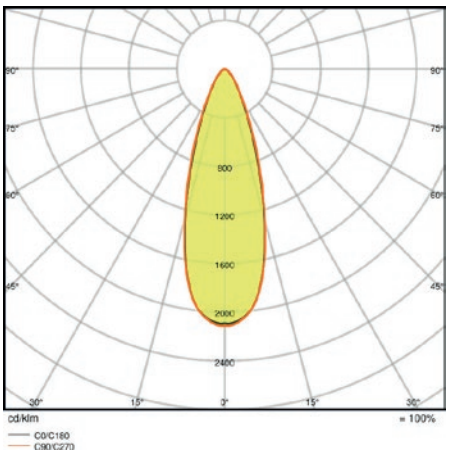

AREAS OF APPLICATION

- Replacement of halogen lamp spotlights
- Hotel rooms
- Bars, restaurants
- Bathrooms
- Accent lighting
- Galleries, museums
- General illumination
- Outdoor

REFERENCES / LINKS

For Guarantee see www.ledvance.com/guarantee

LEDVANCE

TRACKLIGHT SPOT D75 25W

3-phase tracklight spot with integrated control gear, low wattage



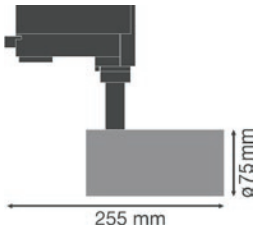

	Product name	GTIN (EAN)	W	V	λ	lm	lm/W	K	Ra	
NEW	TRACK SP D75 25 W 3000 K 90RA NFL WT	4058075113442	25	220…240	≥0.90	1750	70	3000	>90	24
NEW	TRACK SP D75 25 W 3000 K 90RA NFL BK	4058075113565	25	220…240	≥0.90	1750	75	3000	>90	24
NEW	TRACK SP D75 25 W 3000 K 90RA NFL GY	4058075113688	25	220…240	≥0.90	1750	75	3000	>90	24
NEW	TRACK SP D75 25 W 4000 K 90RA NFL WT	4058075113466	25	220…240	≥0.90	1900	75	4000	>90	24
NEW	TRACK SP D75 25 W 4000 K 90RA NFL BK	4058075113589	25	220…240	≥0.90	1900	80	4000	>90	24
NEW	TRACK SP D75 25 W 4000 K 90RA NFL GY	4058075113701	25	220…240	≥0.90	1900	75	4000	>90	24

	Product name	t[h]	IP	PROTECTION CLASS	Ø d [mm]	h [mm]	COLOR	
NEW	TRACK SP D75 25 W 3000 K 90RA NFL WT	50000	IP20	IK03	75	255	White	4
NEW	TRACK SP D75 25 W 3000 K 90RA NFL BK	50000	IP20	IK03	75	255	Black	4
NEW	TRACK SP D75 25 W 3000 K 90RA NFL GY	50000	IP20	IK03	75	255	Gray	4
NEW	TRACK SP D75 25 W 4000 K 90RA NFL WT	50000	IP20	IK03	75	255	White	4
NEW	TRACK SP D75 25 W 4000 K 90RA NFL BK	50000	IP20	IK03	75	255	Black	4
NEW	TRACK SP D75 25 W 4000 K 90RA NFL GY	50000	IP20	IK03	75	255	Gray	4

PRODUCT FEATURES

- Compact tracklight spot with integrated control gear
- Rotation angle: 350°, tilt angle: 90°
- Luminaire efficacy: up to 80 lm/W
- Available with color temperature 3000 K or 4000 K
- Very good color rendering index R_a: > 90
- Color rendering index R_a9: > 50
- Initial color consistency: ≤ 3 SDCM
- Equipped with reflectors with 24° beam angle
- Follows the unified LEDVANCE design language (SCALE design)
- Robust die-cast aluminum housing
- Available in matt white (like RAL9016), matt black (like RAL9004) and concrete grey (like RAL7042)

PRODUCT BENEFITS

- Included 3-phase adapter compatible with common tracks (STAFF, NORLUX, GLOBAL, NUCO, NORDIC)
- Deep reflector and black antiglare ring for minimized glare (UGR
- Reflector easily replaceable thanks to bayonet catch and rubber suction pad
- No distraction of attention from the illuminated objects thanks to reduced design
- Low flicker light thanks to special electronic control gear
- 5 years guarantee

AREAS OF APPLICATION

- Direct replacement for luminaires using HID lamps
- Accent lighting
- Fashion shops, accessories shops
- Retail
- Hotels, restaurants, shops

EQUIPMENT / ACCESSORIES

- Accessory reflectors with 15° or 38° beam angle available

REFERENCES / LINKS

For Guarantee see www.ledvance.com/guarantee

LEDVANCE

TRACKLIGHT SPOT D75 25W

3-phase tracklight spot with integrated control gear, low wattage

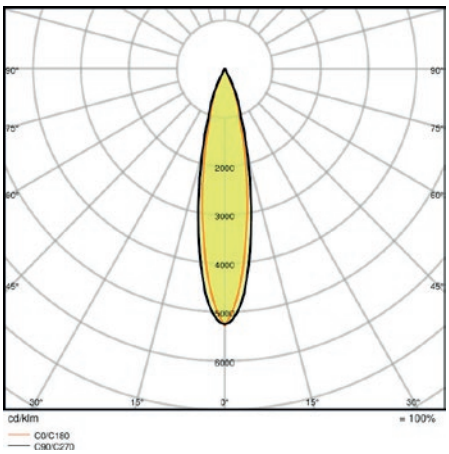

LEDVANCE

TRACKLIGHT SPOT D85 35W

3-phase tracklight spot with integrated control gear, medium wattage



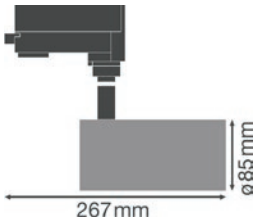

	Product name	GTIN (EAN)	W	V	λ	lm	lm/W	K	Ra	
NEW	TRACK SP D85 35 W 3000 K 90RA NFL WT	4058075113480	35	220…240	≥0.90	2660	70	3000	>90	24
NEW	TRACK SP D85 35 W 3000 K 90RA NFL BK	4058075113602	35	220…240	≥0.90	2660	75	3000	>90	24
NEW	TRACK SP D85 35 W 3000 K 90RA NFL GY	4058075113725	35	220…240	≥0.90	2660	75	3000	>90	24
NEW	TRACK SP D85 35 W 4000 K 90RA NFL WT	4058075113503	35	220…240	≥0.90	2800	75	4000	>90	24
NEW	TRACK SP D85 35 W 4000 K 90RA NFL BK	4058075113626	35	220…240	≥0.90	2800	80	4000	>90	24
NEW	TRACK SP D85 35 W 4000 K 90RA NFL GY	4058075113749	35	220…240	≥0.90	2800	75	4000	>90	24

	Product name	t[h]	IP	PROTECTION CLASS	ø d [mm]	h [mm]	COLOR	
NEW	TRACK SP D85 35 W 3000 K 90RA NFL WT	50000	IP20	IK03	85	267	White	4
NEW	TRACK SP D85 35 W 3000 K 90RA NFL BK	50000	IP20	IK03	85	267	Black	4
NEW	TRACK SP D85 35 W 3000 K 90RA NFL GY		IP20	IK03	85	267	Gray	4
NEW	TRACK SP D85 35 W 4000 K 90RA NFL WT	50000	IP20	IK03	85	267	White	4
NEW	TRACK SP D85 35 W 4000 K 90RA NFL BK	50000	IP20	IK03	85	267	Black	4
NEW	TRACK SP D85 35 W 4000 K 90RA NFL GY	50000	IP20	IK03	85	267	Gray	4

PRODUCT FEATURES

- Compact tracklight spot with integrated control gear
- Rotation angle: 350°, tilt angle: 90°
- Luminaire efficacy: up to 80 lm/W
- Available with color temperature 3000 K or 4000 K
- Very good color rendering index R_a: > 90
- Color rendering index R_a9: > 50
- Initial color consistency: ≤ 3 SDCM
- Equipped with reflectors with 24° beam angle
- Follows the unified LEDVANCE design language (SCALE design)
- Robust die-cast aluminum housing
- Available in matt white (like RAL9016), matt black (like RAL9004) and concrete grey (like RAL7042)

PRODUCT BENEFITS

- Included 3-phase adapter compatible with common tracks (STAFF, NORLUX, GLOBAL, NUCO, NORDIC)
- Deep reflector and black antiglare ring for minimized glare (UGR
- Reflector easily replaceable thanks to bayonet catch and rubber suction pad
- No distraction of attention from the illuminated objects thanks to reduced design
- Low flicker light thanks to special electronic control gear
- 5 years guarantee

AREAS OF APPLICATION

- Direct replacement for luminaires using HID lamps
- Accent lighting
- Fashion shops, accessories shops
- Retail
- Hotels, restaurants, shops

EQUIPMENT / ACCESSORIES

- Accessory reflectors with 15° or 38° beam angle available

REFERENCES / LINKS

For Guarantee see www.ledvance.com/guarantee

LEDVANCE

TRACKLIGHT SPOT D85 35W

3-phase tracklight spot with integrated control gear, medium wattage

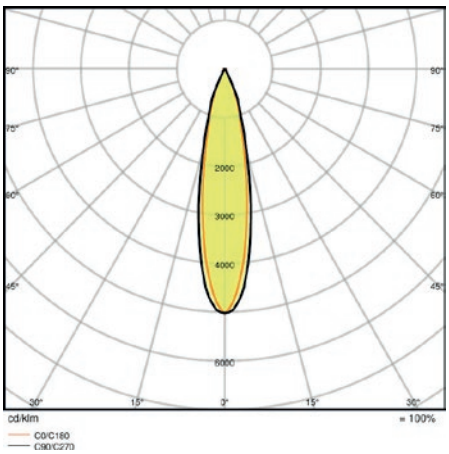

LEDVANCE

TRACKLIGHT SPOT D95 55W

3-phase tracklight spot with integrated control gear, high wattage



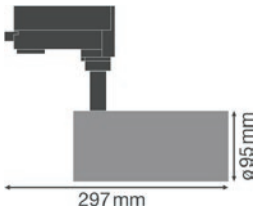

	Product name	GTIN (EAN)	W	V	λ	lm	lm/W	K	Ra	
NEW	TRACK SP D95 55 W 3000 K 90RA NFL WT	4058075113527	55	220…240	≥0.90	4000	70	3000	>90	24
NEW	TRACK SP D95 55 W 3000 K 90RA NFL BK	4058075113640	55	220…240	≥0.90	4000	75	3000	>90	24
NEW	TRACK SP D95 55 W 3000 K 90RA NFL GY	4058075113763	55	220…240	≥0.90	4000	75	3000	>90	24
NEW	TRACK SP D95 55 W 4000 K 90RA NFL WT	4058075113541	55	220…240	≥0.90	4200	75	4000	>90	24
NEW	TRACK SP D95 55 W 4000 K 90RA NFL BK	4058075113664	55	220…240	≥0.90	4200	80	4000	>90	24
NEW	TRACK SP D95 55 W 4000 K 90RA NFL GY	4058075113787	55	220…240	≥0.90	4200	75	4000	>90	24

	Product name	t[h]	IP	PROTECTION CLASS	ø d [mm]	h [mm]	COLOR	
NEW	TRACK SP D95 55 W 3000 K 90RA NFL WT	50000	IP20	IK03	95	297	White	4
NEW	TRACK SP D95 55 W 3000 K 90RA NFL BK	50000	IP20	IK03	95	297	Black	4
NEW	TRACK SP D95 55 W 3000 K 90RA NFL GY	50000	IP20	IK03	95	297	Gray	4
NEW	TRACK SP D95 55 W 4000 K 90RA NFL WT	50000	IP20	IK03	95	297	White	4
NEW	TRACK SP D95 55 W 4000 K 90RA NFL BK	50000	IP20	IK03	95	297	Black	4
NEW	TRACK SP D95 55 W 4000 K 90RA NFL GY	50000	IP20	IK03	95	297	Gray	4

PRODUCT FEATURES

- Compact tracklight spot with integrated control gear
- Rotation angle: 350°, tilt angle: 90°
- Luminaire efficacy: up to 80 lm/W
- Available with color temperature 3000 K or 4000 K
- Very good color rendering index R_a: > 90
- Color rendering index R_a9: > 50
- Initial color consistency: ≤ 3 SDCM
- Equipped with reflectors with 24° beam angle
- Follows the unified LEDVANCE design language (SCALE design)
- Robust die-cast aluminum housing
- Available in matt white (like RAL9016), matt black (like RAL9004) and concrete grey (like RAL7042)

PRODUCT BENEFITS

- Included 3-phase adapter compatible with common tracks (STAFF, NORLUX, GLOBAL, NUCO, NORDIC)
- Deep reflector and black antiglare ring for minimized glare (UGR
- Reflector easily replaceable thanks to bayonet catch and rubber suction pad
- No distraction of attention from the illuminated objects thanks to reduced design
- Low flicker light thanks to special electronic control gear
- 5 years guarantee

AREAS OF APPLICATION

- Direct replacement for luminaires using HID lamps
- Accent lighting
- Fashion shops, accessories shops
- Retail
- Hotels, restaurants, shops

EQUIPMENT / ACCESSORIES

- Accessory reflectors with 15° or 38° beam angle available

REFERENCES / LINKS

For Guarantee see www.ledvance.com/guarantee

LEDVANCE

TRACKLIGHT SPOT D95 55W

3-phase tracklight spot with integrated control gear, high wattage

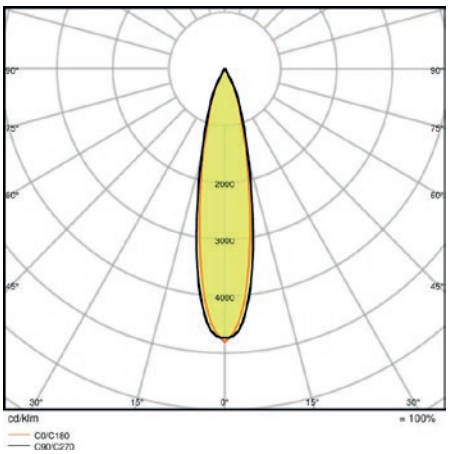

LEDVANCE

TRACKLIGHT SPOT REFLECTOR
Interchangeable reflector



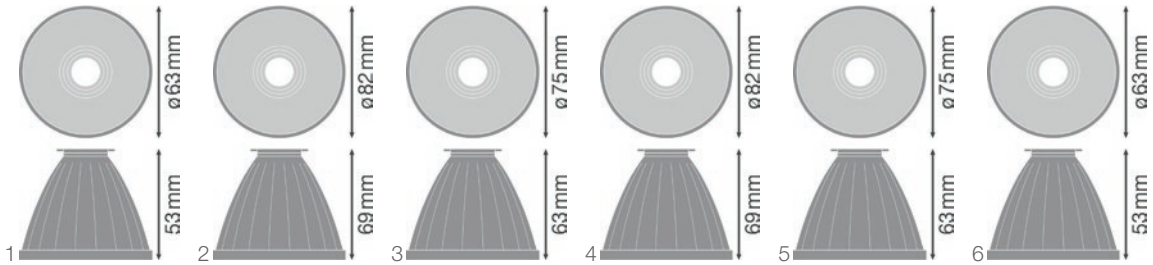

	Product name	GTIN (EAN)		COLOR		No.
NEW	TRACK SP REFLECTOR D75 SP	4058075113800	15	Silver	4	1
NEW	TRACK SP REFLECTOR D75 FL	4058075113824	38	Silver	4	6
NEW	TRACK SP REFLECTOR D85 SP	4058075113848	15	Silver	4	3
NEW	TRACK SP REFLECTOR D85 FL	4058075113862	38	Silver	4	5
NEW	TRACK SP REFLECTOR D95 SP	4058075113886	15	Silver	4	2
NEW	TRACK SP REFLECTOR D95 FL	4058075113909	38	Silver	4	4

PRODUCT FEATURES

- Accessory reflectors available in different beam angles

PRODUCT BENEFITS

- Reflector easily replaceable thanks to bayonet catch and rubber suction pad
- Clear cover protects the reflector against dust and contact
- High optical efficacy

LEDVANCE PANEL LED 600
LED panel luminaires

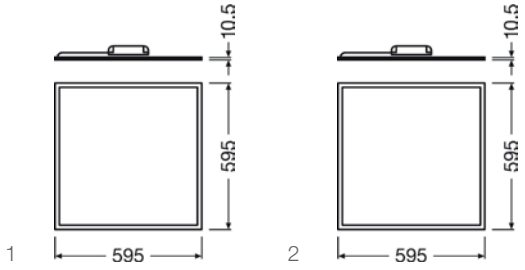

Product name	GTIN (EAN)	W	V	λ	lm	lm/W	K	Ra	
PANEL 600 600 30 W 3000 K	4058075000483	30	220…240	>0.90	3000	100	3000	>80	120
PANEL 600 600 30 W 4000 K	4058075000506	30	220…240	>0.90	3000	100	4000	>80	120
PANEL 600 600 33 W 3000 K UGR	4058075000605	33	220…240	>0.90	3100	95	3000	>80	90
PANEL 600 600 33 W 4000 K UGR	4058075000629	33	220…240	>0.90	3600	110	4000	>80	90
PANEL LED 600 40 W 3000 K	4058075000544	40	220…240	>0.90	4000	100	3000	>80	120
PANEL LED 600 40 W 4000 K	4058075000568	40	220…240	>0.90	4000	100	4000	>80	120

Product name	t[h]	IP	PROTECTION CLASS	l [mm]	b [mm]	h [mm]	COLOR		No.
PANEL 600 600 30 W 3000 K	50000	IP20	IK06	595	595	10.5	White	4	2
PANEL 600 600 30 W 4000 K	50000	IP20	IK06	595	595	10.5	White	4	2
PANEL 600 600 33 W 3000 K UGR	50000	IP20	IK06	595	595	10.5	White	4	1
PANEL 600 600 33 W 4000 K UGR	50000	IP20	IK06	595	595	10.5	White	4	1
PANEL LED 600 40 W 3000 K	50000	IP20	IK06	595	595	10.5	White	4	2
PANEL LED 600 40 W 4000 K	50000	IP20	IK06	595	595	10.5	White	4	2

PRODUCT FEATURES

- Type of protection: IP20
- Aluminum housing, polystyrene diffuser
- Ambient temperature in operation: -10…+45 °C

PRODUCT BENEFITS

- High luminous efficacy
- Energy savings of up to 50 % compared to conventional luminaires
- Easy and quick installation
- Very homogenous light
- 5 years guarantee
- External driver for extended flexibility (compatible with selected DALI drivers)
- Very slim aluminum housing (only 10.5 mm) and matt white frame

AREAS OF APPLICATION

- Direct replacement for luminaires with fluorescent lamps
- Corridors
- Offices
- Conference rooms
- Reception areas
- Foyers
- Elevators
- Suitable for recessed ceiling systems with grid size of 600 x 600 mm

EQUIPMENT / ACCESSORIES

- Accessories for several mounting options available

REFERENCES / LINKS

For Guarantee see www.ledvance.com/guarantee

LEDVANCE

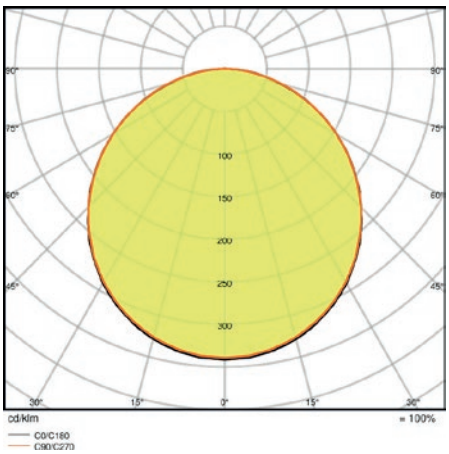
90°
75°
60°
45°
100
150
200
250
300
30°
15°
0°
15°
30°
cd/klm
= 100%
C0/C180
C90/C270

LEDVANCE PANEL LED 625
LED panel luminaires

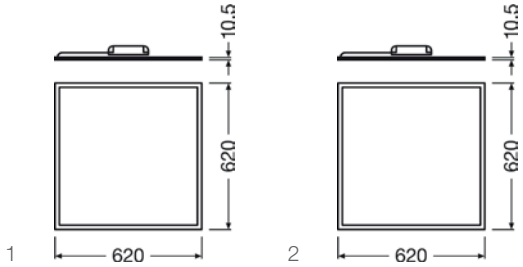

Product name	GTIN (EAN)	W	V	λ	lm	lm/W	K	Ra	
PANEL LED 625 30 W 3000 K	4058075000643	30	220…240	>0.90	3000	100	3000	>80	120
PANEL LED 625 30 W 4000 K	4058075000667	30	220…240	>0.90	3000	100	4000	>80	120
PANEL LED 625 33 W 3000 K UGR	4058075811065	33	220…240	>0.90	3100	95	3000	>80	90
PANEL LED 625 33 W 4000 K UGR	4058075000728	33	220…240	>0.90	3600	110	4000	>80	90
PANEL LED 625 40 W 3000 K	4058075000681	40	220…240	>0.90	4000	100	3000	>80	120
PANEL LED 625 40 W 4000 K	4058075000704	40	220…240	>0.90	4000	100	4000	>80	120

Product name	t[h]	IP	PROTECTION CLASS	l [mm]	b [mm]	h [mm]	COLOR		No.
PANEL LED 625 30 W 3000 K	50000	IP20	IK06	620	620	10.5	White	4	1
PANEL LED 625 30 W 4000 K	50000	IP20	IK06	620	620	10.5	White	4	1
PANEL LED 625 33 W 3000 K UGR	50000	IP20	IK06	620	620	10.5	White	4	2
PANEL LED 625 33 W 4000 K UGR	50000	IP20	IK06	620	620	10.5	White	4	2
PANEL LED 625 40 W 3000 K	50000	IP20	IK06	620	620	10.5	White	4	1
PANEL LED 625 40 W 4000 K	50000	IP20	IK06	620	620	10.5	White	4	1

PRODUCT FEATURES

- Type of protection: IP20
- Aluminum housing, polystyrene diffuser
- Ambient temperature in operation: -10…+45 °C

PRODUCT BENEFITS

- High luminous efficacy
- Energy savings of up to 50 % compared to conventional luminaires
- Easy and quick installation
- Very homogenous light
- 5 years guarantee
- External driver for extended flexibility (compatible with selected DALI drivers)
- Very slim aluminum housing (only 10.5 mm) and matt white frame

AREAS OF APPLICATION

- Direct replacement for luminaires with fluorescent lamps
- Corridors
- Offices
- Conference rooms
- Reception areas
- Foyers
- Elevators
- Suitable for recessed ceiling systems with grid size of 625 x 625 mm

EQUIPMENT / ACCESSORIES

- Accessories for several mounting options available

REFERENCES / LINKS

For Guarantee see www.ledvance.com/guarantee

LEDVANCE

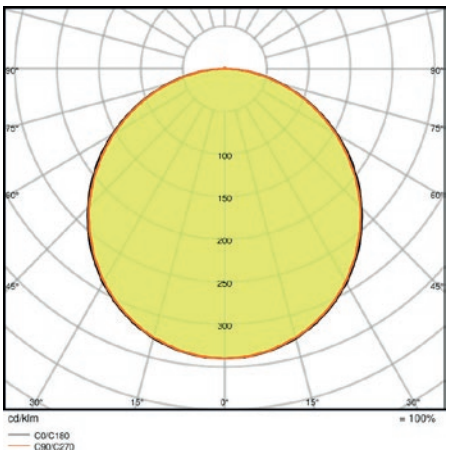
90°
75°
60°
45°
100
150
200
250
300
30°
15°
0°
cd/klm
= 100%
C0/C180
C90/C270

PANEL 600 DALI
Edge-lit Panel luminaires

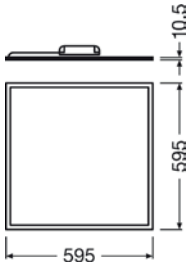

Product name	GTIN (EAN)	W	V	λ	lm	lm/W	K	Ra	
PANEL LED DALI 600 33 W 3000 K UGR	4058075041837	33	220…240	>0.90	3100	95	3000	>80	90
PANEL LED DALI 600 33 W 4000 K UGR	4058075041851	33	220…240	>0.90	3600	110	4000	>80	90
PANEL LED DALI 600 40 W 3000 K	4058075041776	40	220…240	>0.90	4000	100	3000	>80	120
PANEL LED DALI 600 40 W 4000 K	4058075041790	40	220…240	>0.90	4000	100	4000	>80	120
PANEL LED DALI 600 40 W 6500 K	4058075041813	40	220…240	>0.90	4000	100	6500	>80	120

Product name	t[h]	IP	PROTECTION CLASS	l [mm]	b [mm]	h [mm]	COLOR	
PANEL LED DALI 600 33 W 3000 K UGR	50000	IP20	IK06	595	595	10.5	White	4
PANEL LED DALI 600 33 W 4000 K UGR	50000	IP20	IK06	595	595	10.5	White	4
PANEL LED DALI 600 40 W 3000 K	50000	IP20	IK06	595	595	10.5	White	4
PANEL LED DALI 600 40 W 4000 K	50000	IP20	IK06	595	595	10.5	White	4
PANEL LED DALI 600 40 W 6500 K	50000	IP20	IK06	595	595	10.5	White	4

PRODUCT FEATURES

- Advanced applications with DALI light installations
- Type of protection: IP20
- Aluminum housing, polystyrene diffuser
- Ambient temperature in operation: -10…+45 °C

PRODUCT BENEFITS

- Advanced functionality due to already included DALI driver
- DALI driver with individual luminaire current set-up already installed
- High luminous efficacy
- Energy savings of up to 50 % compared to conventional luminaires
- Easy and quick installation
- Very homogenous light
- 5 years guarantee
- Very slim aluminum housing (only 10.5 mm) and matt white frame

AREAS OF APPLICATION

- Direct replacement for luminaires with fluorescent lamps
- Corridors
- Offices
- Conference rooms
- Reception areas
- Foyers
- Suitable for recessed ceiling systems with grid size of 600 x 600 mm

EQUIPMENT / ACCESSORIES

- Accessories for several mounting options available

REFERENCES / LINKS

For Guarantee see www.ledvance.com/guarantee

LEDVANCE

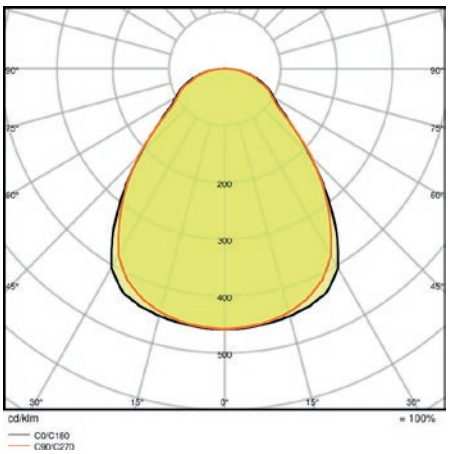
90°
75°
60°
45°
200
300
400
500
30°
15°
0°
15°
30°
cd/klm
= 100%
C0/C180
C90/C270

PANEL 625 DALI
Edge-lit Panel luminaires

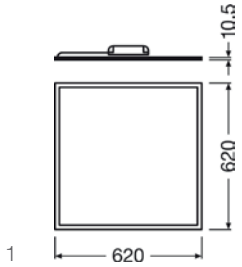

Product name	GTIN (EAN)	W	V	λ	lm	lm/W	K	Ra	
PANEL LED DALI 625 33 W 3000 K UGR	4058075041912	33	220…240	>0.90	3100	95	3000	>80	90
PANEL LED DALI 625 33 W 4000 K UGR	4058075041936	33	220…240	>0.90	3600	110	4000	>80	90
PANEL LED DALI 625 40 W 3000 K	4058075041875	40	220…240	>0.90	4000	100	3000	>80	120
PANEL LED DALI 625 40 W 4000 K	4058075041899	40	220…240	>0.90	4000	100	4000	>80	120

Product name	t[h]	IP	PROTECTION CLASS	l [mm]	b [mm]	h [mm]	COLOR		No.
PANEL LED DALI 625 33 W 3000 K UGR	50000	IP20	IK06	620	620	10.5	White	4	2
PANEL LED DALI 625 33 W 4000 K UGR	50000	IP20	IK06	620	620	10.5	White	4	1
PANEL LED DALI 625 40 W 3000 K	50000	IP20	IK06	620	620	10.5	White	4	1
PANEL LED DALI 625 40 W 4000 K	50000	IP20	IK06	620	620	10.5	White	4	1

PRODUCT FEATURES

- Advanced applications with DALI light installations
- Type of protection: IP20
- Aluminum housing, polystyrene diffuser
- Ambient temperature in operation: -10…+45 °C

PRODUCT BENEFITS

- Advanced functionality due to already included DALI driver
- DALI driver with individual luminaire current set-up already installed
- High luminous efficacy
- Energy savings of up to 50 % compared to conventional luminaires
- Easy and quick installation
- Very homogenous light
- 5 years guarantee
- Very slim aluminum housing (only 10.5 mm) and matt white frame

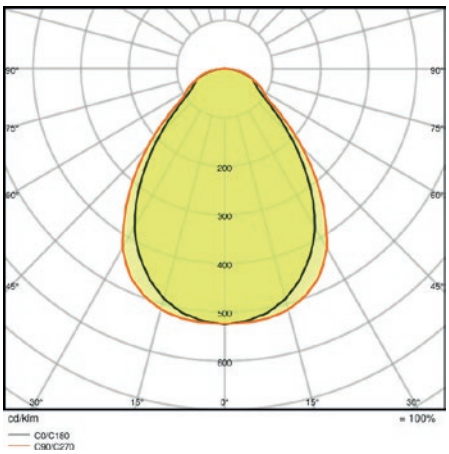

AREAS OF APPLICATION

- Direct replacement for luminaires with fluorescent lamps
- Corridors
- Offices
- Conference rooms
- Reception areas
- Foyers
- Suitable for recessed ceiling systems with grid size of 625 x 625 mm

EQUIPMENT / ACCESSORIES

- Accessories for several mounting options available

REFERENCES / LINKS

For Guarantee see www.ledvance.com/guarantee

LEDVANCE

PANEL 1200
Edge-lit Panel luminaires



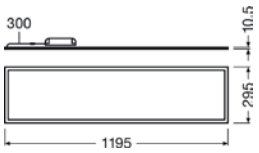

Product name	GTIN (EAN)	W	V	λ	lm	lm/W	K	Ra	
PANEL 1200 UGR	4058075807280	33	220…240	>0.95	3300	100	4000	>80	90
PANEL 1200 40 W 3000 K WT	4058075807327	40	220…240	>0.95	4000	100	3000	>80	120
PANEL 1200 40 W 4000 K WT	4058075807303	40	220…240	>0.95	4000	100	4000	>80	120

Product name	t [h]	IP	PROTECTION CLASS	l [mm]	b [mm]	h [mm]	COLOR	
PANEL 1200 UGR	50000	IP20	IK06	1195	295	10.5	White	4
PANEL 1200 40 W 3000 K WT	50000	IP20	IK06	1195	295	10.5	White	4
PANEL 1200 40 W 4000 K WT	50000	IP20	IK06	1195	295	10.5	White	4

PRODUCT FEATURES

- Type of protection: IP20
- Aluminum housing, polystyrene diffuser
- Ambient temperature in operation: -10…+45 °C

PRODUCT BENEFITS

- High luminous efficacy
- Energy savings of up to 50 % compared to conventional luminaires
- Easy and quick installation
- Very homogenous light
- 5 years guarantee
- External driver for extended flexibility (compatible with selected DALI drivers)
- Very slim aluminum housing (only 10.5 mm) and matt white frame

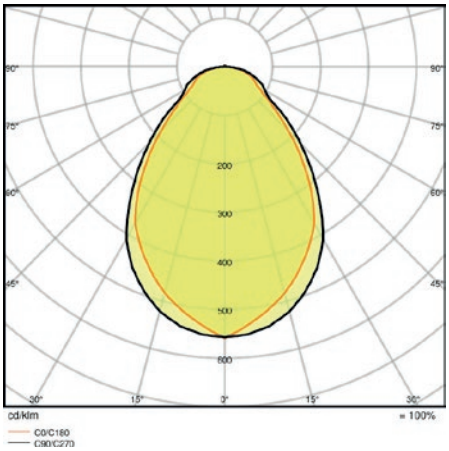

AREAS OF APPLICATION

- Direct replacement for luminaires with fluorescent lamps
- Corridors
- Offices
- Conference rooms
- Reception areas
- Foyers

EQUIPMENT / ACCESSORIES

- Accessories for several mounting options available

REFERENCES / LINKS

For Guarantee see www.ledvance.com/guarantee

PANEL DALI 1200
Edge-lit Panel luminaires with DALI driver



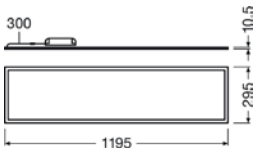

Product name	GTIN (EAN)	W	V	λ	lm	lm/W	K	Ra	
PANEL 1200 DALI UGR	4058075041950	33	220…240	>0.90	3100	95	3000	>80	90
PANEL 1200 DALI UGR	4058075041974	33	220…240	>0.90	3300	100	4000	>80	90
PANEL 1200 DALI 40 W 3000 K WT	4058075042018	40	220…240	>0.90	4000	100	3000	>80	120
PANEL 1200 DALI 40 W 4000 K WT	4058075041998	40	220…240	>0.90	4000	100	4000	>80	120

Product name	t [h]	IP	PROTECTION CLASS	l [mm]	b [mm]	h [mm]	COLOR	
PANEL 1200 DALI UGR	50000	IP20	IK06	1195	295	10.5	White	4
PANEL 1200 DALI UGR	50000	IP20	IK06	1195	295	10.5	White	4
PANEL 1200 DALI 40 W 3000 K WT	50000	IP20	IK06	1195	295	10.5	White	4
PANEL 1200 DALI 40 W 4000 K WT	50000	IP20	IK06	1195	295	10.5	White	4

PRODUCT FEATURES

- Advanced applications with DALI light installations
- Type of protection: IP20
- Aluminum housing, polystyrene diffuser
- Ambient temperature in operation: -10…+45 °C

PRODUCT BENEFITS

- Advanced functionality due to already included DALI driver
- DALI driver with individual luminaire current set-up already installed
- High luminous efficacy
- Energy savings of up to 50 % compared to conventional luminaires
- Easy and quick installation
- Very homogenous light
- 5 years guarantee
- Very slim aluminum housing (only 10.5 mm) and matt white frame

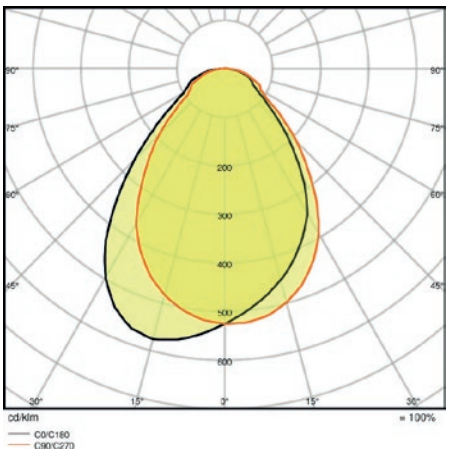

AREAS OF APPLICATION

- Direct replacement for luminaires with fluorescent lamps
- Corridors
- Offices
- Conference rooms
- Reception areas
- Foyers

EQUIPMENT / ACCESSORIES

- Accessories for several mounting options available

REFERENCES / LINKS

For Guarantee see www.ledvance.com/guarantee

LEDVANCE

PANEL 600
Square edge-lit panel luminaires, 600 mm

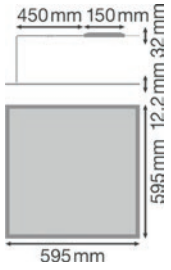

	Product name	GTIN (EAN)	W	V	λ	lm	lm/W	K	Ra	
NEW	PANEL 600 36 W 3000 K OP WT	4058075113060	36	220…240	> 0.95	4320	120	3000	>80	120
NEW	PANEL 600 36 W 4000 K OP WT	4058075113084	36	220…240	> 0.95	4320	120	4000	>80	120

	Product name	t[h]	IP	PROTECTION CLASS	l [mm]	b [mm]	h [mm]	COLOR	
NEW	PANEL 600 36 W 3000 K OP WT	70000	IP20	IK03	595	595	12.2	White	4
NEW	PANEL 600 36 W 4000 K OP WT	70000	IP20	IK03	595	595	12.2	White	4

PRODUCT FEATURES

- Lifetime (L80/B50): up to 60,000 h (at 25 °C)
- Aluminum housing, polystyrene diffuser
- High luminous efficacy: up to 120 lm/W
- Initial color consistency:
- Ambient temperature in operation: -10…+40 °C
- Type of protection: IP20

PRODUCT BENEFITS

- Energy savings of up to 50 % (compared to luminaires that use fluorescent lamps)
- External driver for extended flexibility
- Light guide plate with micro structure made of non-yellowing material for long lifetime
- Easy and quick installation
- Low flicker light thanks to special electronic control gear
- 5 years guarantee

AREAS OF APPLICATION

- Direct replacement for luminaires with fluorescent lamps
- Corridors
- Offices
- Conference rooms
- Reception areas
- Foyers
- Elevators
- Suitable for recessed ceiling systems with grid size of 600 x 600 mm

EQUIPMENT / ACCESSORIES

- Accessories for several mounting options available
- Security rope for luminaire included
- External control gear included

REFERENCES / LINKS

For Guarantee see www.ledvance.com/guarantee

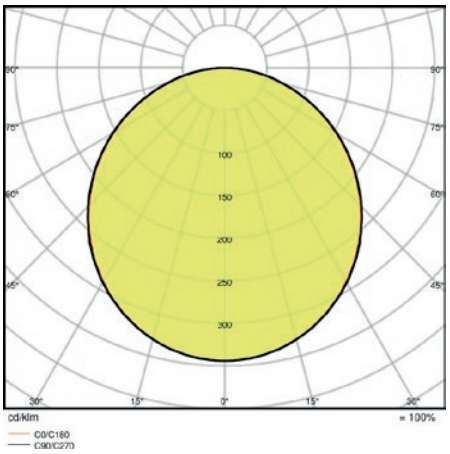

LEDVANCE

PANEL 625
Square edge-lit panel luminaires, 625 mm

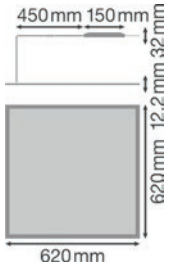

	Product name	GTIN (EAN)	W	V	λ	lm	lm/W	K	Ra	
NEW	PANEL 625 36 W 3000 K OP WT	4058075113145	36	220…240	>0.95	4320	120	3000	>80	120
NEW	PANEL 625 36 W 4000 K OP WT	4058075113183	36	220…240	>0.95	4320	120	4000	>80	120

	Product name	t[h]	IP	PROTECTION CLASS	l [mm]	b [mm]	h [mm]	COLOR	
NEW	PANEL 625 36 W 3000 K OP WT	70000	IP20	IK03	620	620	12.2	White	4
NEW	PANEL 625 36 W 4000 K OP WT	70000	IP20	IK03	620	620	12.2	White	4

PRODUCT FEATURES

- Lifetime (L80/B50): up to 60,000 h (at 25 °C)
- Aluminum housing, polystyrene diffuser
- High luminous efficacy: up to 120 lm/W
- Initial color consistency:
- Ambient temperature in operation: -10…+40 °C
- Type of protection: IP20

PRODUCT BENEFITS

- Energy savings of up to 50 % (compared to luminaires that use fluorescent lamps)
- External driver for extended flexibility
- Light guide plate with micro structure made of non-yellowing material for long lifetime
- Easy and quick installation
- Low flicker light thanks to special electronic control gear
- 5 years guarantee

AREAS OF APPLICATION

- Direct replacement for luminaires with fluorescent lamps
- Corridors
- Offices
- Conference rooms
- Reception areas
- Foyers
- Elevators
- Suitable for recessed ceiling systems with grid size of 625 x 625 mm

EQUIPMENT / ACCESSORIES

- Accessories for several mounting options available
- Security rope for luminaire included
- External control gear included

REFERENCES / LINKS

For Guarantee see www.ledvance.com/guarantee

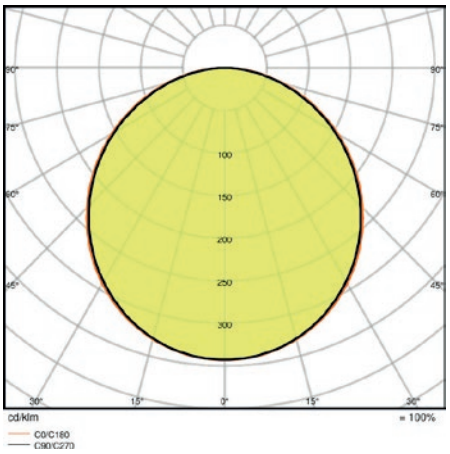

LEDVANCE

PANEL 600 UGR < 19

Square edge-lit panel luminaires, low glare, 600 mm

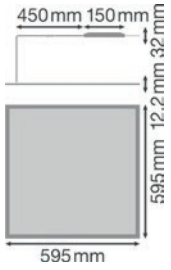

	Product name	GTIN (EAN)	W	V	λ	lm	lm/W	K	Ra	
NEW	PANEL 600 UGR	4058075113107	36	220…240	> 0.95	4320	120	3000	>80	90
NEW	PANEL 600 UGR	4058075113121	36	220…240	> 0.95	4320	120	4000	>80	90

	Product name	t[h]	IP	PROTECTION CLASS	l [mm]	b [mm]	h [mm]	COLOR	
NEW	PANEL 600 UGR	70000	IP20	IK03	595	595	12.2	White	4
NEW	PANEL 600 UGR	70000	IP20	IK03	595	595	12.2	White	4

PRODUCT FEATURES

- Lifetime (L80/B50): up to 60,000 h (at 25 °C)
- Aluminum housing, polystyrene diffuser
- High luminous efficacy: up to 120 lm/W
- Initial color consistency:
- Ambient temperature in operation: -10…+40 °C
- Type of protection: IP20

PRODUCT BENEFITS

- Good glare reduction (UGR
- Energy savings of up to 50 % (compared to luminaires that use fluorescent lamps)
- External driver for extended flexibility
- Light guide plate with micro structure made of non-yellowing material for long lifetime
- Easy and quick installation
- Low flicker light thanks to special electronic control gear
- 5 years guarantee

AREAS OF APPLICATION

- Direct replacement for luminaires with fluorescent lamps
- Corridors
- Offices
- Conference rooms
- Reception areas
- Foyers
- Elevators
- Suitable for recessed ceiling systems with grid size of 600 x 600 mm

EQUIPMENT / ACCESSORIES

- Accessories for several mounting options available
- Security rope for luminaire included
- External control gear included

REFERENCES / LINKS

For Guarantee see www.ledvance.com/guarantee

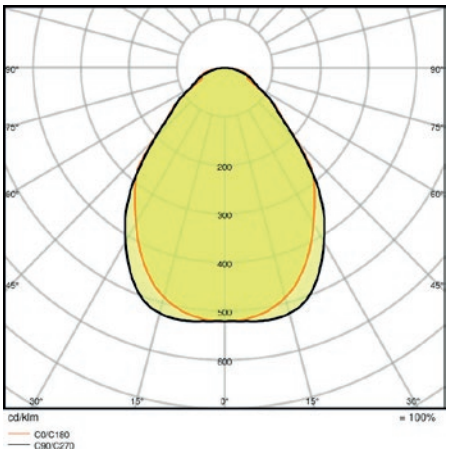

LEDVANCE

PANEL 625 UGR < 19

Square edge-lit panel luminaires, low glare, 625 mm

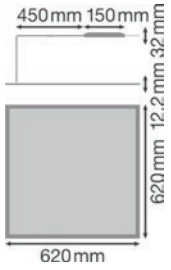

	Product name	GTIN (EAN)	W	V	λ	lm	lm/W	K	Ra	
NEW	PANEL 625 UGR	4058075113206	36	220…240	>0.95	4320	120	3000	>80	90
NEW	PANEL 625 UGR	4058075113220	36	220…240	>0.95	4320	120	4000	>80	90

	Product name	t[h]	IP	PROTECTION CLASS	l [mm]	b [mm]	h [mm]	COLOR	
NEW	PANEL 625 UGR	70000	IP20	IK03	620	620	12.2	White	4
NEW	PANEL 625 UGR	70000	IP20	IK03	620	620	12.2	White	4

PRODUCT FEATURES

- Lifetime (L80/B50): up to 60,000 h (at 25 °C)
- Aluminum housing, polystyrene diffuser
- High luminous efficacy: up to 120 lm/W
- Initial color consistency:
- Ambient temperature in operation: -10…+40 °C
- Type of protection: IP20

PRODUCT BENEFITS

- Good glare reduction (UGR
- Energy savings of up to 50 % (compared to luminaires that use fluorescent lamps)
- External driver for extended flexibility
- Light guide plate with micro structure made of non-yellowing material for long lifetime
- Easy and quick installation
- Low flicker light thanks to special electronic control gear
- 5 years guarantee

AREAS OF APPLICATION

- Direct replacement for luminaires with fluorescent lamps
- Corridors
- Offices
- Conference rooms
- Reception areas
- Foyers
- Elevators
- Suitable for recessed ceiling systems with grid size of 625 x 625 mm

EQUIPMENT / ACCESSORIES

- Accessories for several mounting options available
- Security rope for luminaire included
- External control gear included

REFERENCES / LINKS

For Guarantee see www.ledvance.com/guarantee

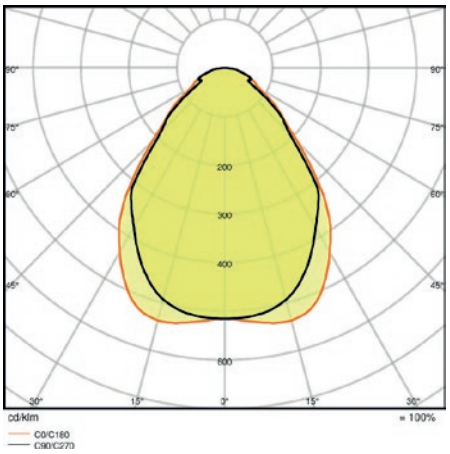

LEDVANCE

PANEL 600 IP54

Square edge-lit panel luminaires and high IP rating, 600 mm

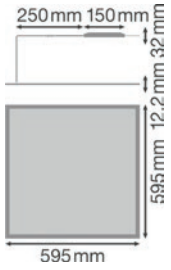

	Product name	GTIN (EAN)	W	V	λ	lm	lm/W	K	Ra	°
NEW	PANEL 600 36 W 3000 K OP IP54 WT	4058075149489	36	220…240	>0.90	4320	120	3000	>80	120
NEW	PANEL 600 36 W 4000 K OP IP54 WT	4058075149502	36	220…240	>0.90	4320	120	4000	>80	120

	Product name	t[h]	IP	PROTECTION CLASS	l [mm]	b [mm]	h [mm]	COLOR	
NEW	PANEL 600 36 W 3000 K OP IP54 WT	70000	IP54	IK04	595	595	12.6	White	4
NEW	PANEL 600 36 W 4000 K OP IP54 WT	70000	IP54	IK04	595	595	12.6	White	4

PRODUCT FEATURES

- Lifetime (L80/B50): up to 60,000 h (at 25 °C)
- Aluminum housing, PMMA diffuser
- High luminous efficacy: up to 120 lm/W
- Initial color consistency:
- Ambient temperature in operation: -10…+40 °C
- Type of protection: IP54

PRODUCT BENEFITS

- Energy savings of up to 50 % (compared to luminaires that use fluorescent lamps)
- External driver for extended flexibility
- Light guide plate with micro structure made of non-yellowing material for long lifetime
- Easy and quick installation
- Low flicker light thanks to special electronic control gear
- 5 years guarantee

AREAS OF APPLICATION

- Direct replacement for luminaires with fluorescent lamps
- Corridors
- Offices
- Conference rooms
- Reception areas
- Hospitals
- Laboratories
- Suitable for recessed ceiling systems with grid size of 600 x 600 mm

EQUIPMENT / ACCESSORIES

- Accessories for several mounting options available
- Security rope for luminaire included
- External control gear included

REFERENCES / LINKS

For Guarantee see www.ledvance.com/guarantee

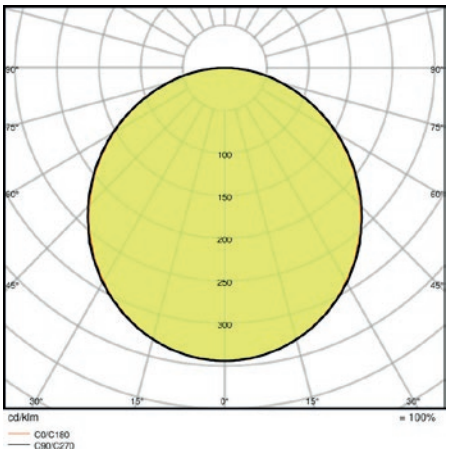

LEDVANCE

PANEL 625 IP54

Square edge-lit panel luminaires and high IP rating, 600 mm

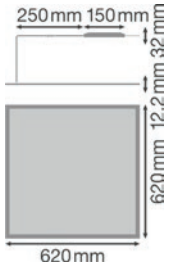

	Product name	GTIN (EAN)	W	V	λ	lm	lm/W	K	Ra	
NEW	PANEL 625 36 W 3000 K OP IP54 WT	4058075149526	36	220…240	>0.90	4320	120	3000	>80	120
NEW	PANEL 625 36 W 4000 K OP IP54 WT	4058075149540	36	220…240	>0.90	4320	120	4000	>80	120

	Product name	t[h]	IP	PROTECTION CLASS	l [mm]	b [mm]	h [mm]	COLOR	
NEW	PANEL 625 36 W 3000 K OP IP54 WT	70000	IP54	IK04	620	620	12.6	White	4
NEW	PANEL 625 36 W 4000 K OP IP54 WT	70000	IP54	IK04	620	620	12.6	White	4

PRODUCT FEATURES

- Lifetime (L80/B50): up to 60,000 h (at 25 °C)
- Aluminum housing, PMMA diffuser
- High luminous efficacy: up to 120 lm/W
- Initial color consistency:
- Ambient temperature in operation: -10…+40 °C
- Type of protection: IP54

PRODUCT BENEFITS

- Energy savings of up to 50 % (compared to luminaires that use fluorescent lamps)
- External driver for extended flexibility
- Light guide plate with micro structure made of non-yellowing material for long lifetime
- Easy and quick installation
- Low flicker light thanks to special electronic control gear
- 5 years guarantee

AREAS OF APPLICATION

- Direct replacement for luminaires with fluorescent lamps
- Corridors
- Offices
- Conference rooms
- Reception areas
- Hospitals
- Laboratories
- Suitable for recessed ceiling systems with grid size of 625 x 625 mm

EQUIPMENT / ACCESSORIES

- Accessories for several mounting options available
- Security rope for luminaire included
- External control gear included

REFERENCES / LINKS

For Guarantee see www.ledvance.com/guarantee

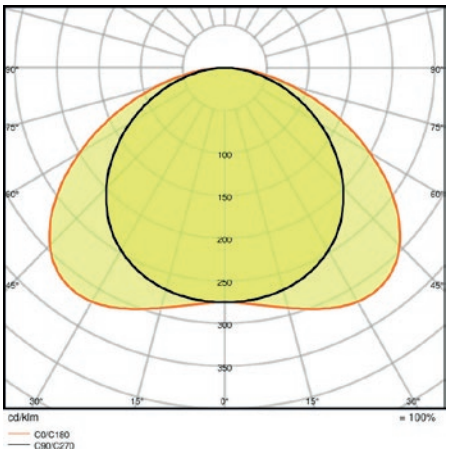

LEDVANCE

PANEL 600 DALI

Square edge-lit panel luminaires with DALI driver, 600 mm

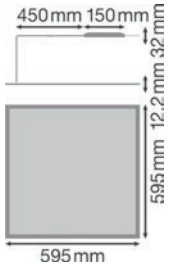

	Product name	GTIN (EAN)	W	V	λ	lm	lm/W	K	Ra	
NEW	PANEL 600 DALI 36 W 3000 K OP WT	4058075113244	36	220…240	>0.90	4320	120	3000	>80	120
NEW	PANEL 600 DALI 36 W 4000 K OP WT	4058075113268	36	220…240	>0.90	4320	120	4000	>80	120

	Product name	t[h]	IP	PROTECTION CLASS	l [mm]	b [mm]	h [mm]	COLOR	
NEW	PANEL 600 DALI 36 W 3000 K OP WT	70000	IP20	IK03	595	595	12.2	White	4
NEW	PANEL 600 DALI 36 W 4000 K OP WT	70000	IP20	IK03	595	595	12.2	White	4

PRODUCT FEATURES

- Lifetime (L80/B50): up to 60,000 h (at 25 °C)
- Aluminum housing, polystyrene diffuser
- High luminous efficacy: up to 120 lm/W
- Initial color consistency:
- Ambient temperature in operation: -10…+40 °C
- Type of protection: IP20

PRODUCT BENEFITS

- Energy savings of up to 50 % (compared to luminaires that use fluorescent lamps)
- Advanced functionality due to already included DALI driver
- DALI driver with individual luminaire current set-up already installed
- Light guide plate with micro structure made of non-yellowing material for long lifetime
- Easy and quick installation
- Low flicker light thanks to special electronic control gear
- 5 years guarantee

AREAS OF APPLICATION

- Direct replacement for luminaires with fluorescent lamps
- Corridors
- Offices
- Conference rooms
- Reception areas
- Foyers
- Suitable for recessed ceiling systems with grid size of 600 x 600 mm

EQUIPMENT / ACCESSORIES

- Accessories for several mounting options available
- Security rope for luminaire included
- External control gear included

REFERENCES / LINKS

For Guarantee see www.ledvance.com/guarantee

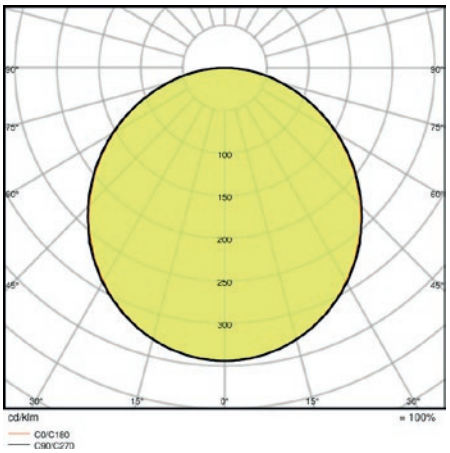

LEDVANCE

PANEL 625 DALI

Square edge-lit panel luminaires with DALI driver, 625 mm

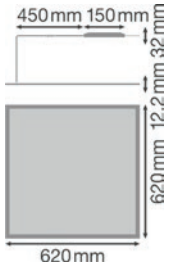

	Product name	GTIN (EAN)	W	V	λ	lm	lm/W	K	Ra	
NEW	PANEL 625 DALI 36 W 3000 K OP WT	4058075113329	36	220…240	>0.90	4320	120	3000	>80	120
NEW	PANEL 625 DALI 36 W 4000 K OP WT	4058075113343	36	220…240	>0.90	4320	120	4000	>80	120

	Product name	t[h]	IP	PROTECTION CLASS	l [mm]	b [mm]	h [mm]	COLOR	
NEW	PANEL 625 DALI 36 W 3000 K OP WT	70000	IP20	IK03	620	620	12.2	White	4
NEW	PANEL 625 DALI 36 W 4000 K OP WT	70000	IP20	IK03	620	620	12.2	White	4

PRODUCT FEATURES

- Lifetime (L80/B50): up to 60,000 h (at 25 °C)
- Aluminum housing, polystyrene diffuser
- High luminous efficacy: up to 120 lm/W
- Initial color consistency:
- Ambient temperature in operation: -10…+40 °C
- Type of protection: IP20

PRODUCT BENEFITS

- Energy savings of up to 50 % (compared to luminaires that use fluorescent lamps)
- Advanced functionality due to already included DALI driver
- DALI driver with individual luminaire current set-up already installed
- Light guide plate with micro structure made of non-yellowing material for long lifetime
- Easy and quick installation
- Low flicker light thanks to special electronic control gear
- 5 years guarantee

AREAS OF APPLICATION

- Direct replacement for luminaires with fluorescent lamps
- Corridors
- Offices
- Conference rooms
- Reception areas
- Foyers
- Suitable for recessed ceiling systems with grid size of 625 x 625 mm

EQUIPMENT / ACCESSORIES

- Accessories for several mounting options available
- Security rope for luminaire included
- External control gear included

REFERENCES / LINKS

For Guarantee see www.ledvance.com/guarantee

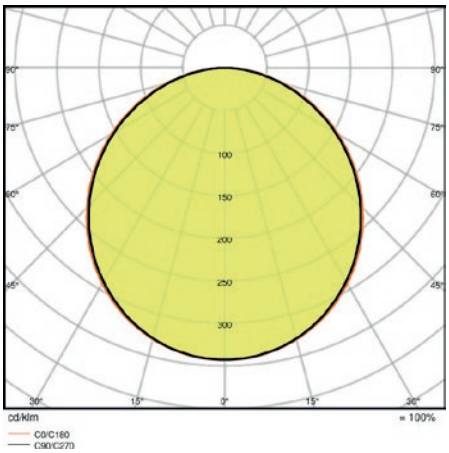

LEDVANCE

PANEL 600 DALI UGR < 19

Square edge-lit panel luminaires with DALI driver, low glare, 600 mm

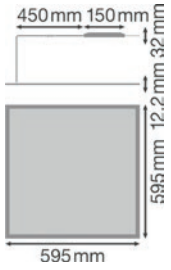

	Product name	GTIN (EAN)	W	V	λ	lm	lm/W	K	Ra	°
NEW	PANEL 600 DALI UGR	4058075113282	36	220…240	>0.90	4320	120	3000	>80	90
NEW	PANEL 600 DALI UGR	4058075113305	36	220…240	>0.90	4320	120	4000	>80	90

	Product name	t[h]	IP	PROTECTION CLASS	l [mm]	b [mm]	h [mm]	COLOR	
NEW	PANEL 600 DALI UGR	70000	IP20	IK03	595	595	12.2	White	4
NEW	PANEL 600 DALI UGR	70000	IP20	IK03	595	595	12.2	White	4

PRODUCT FEATURES

- Lifetime (L80/B50): up to 60,000 h (at 25 °C)
- Aluminum housing, polystyrene diffuser
- High luminous efficacy: up to 120 lm/W
- Initial color consistency:
- Ambient temperature in operation: -10…+40 °C
- Type of protection: IP20

PRODUCT BENEFITS

- Good glare reduction (UGR
- Energy savings of up to 50 % (compared to luminaires that use fluorescent lamps)
- Advanced functionality due to already included DALI driver
- DALI driver with individual luminaire current set-up already installed
- Light guide plate with micro structure made of non-yellowing material for long lifetime
- Easy and quick installation
- 5 years guarantee

AREAS OF APPLICATION

- Direct replacement for luminaires with fluorescent lamps
- Corridors
- Offices
- Conference rooms
- Reception areas
- Foyers
- Suitable for recessed ceiling systems with grid size of 600 x 600 mm

EQUIPMENT / ACCESSORIES

- Accessories for several mounting options available
- Security rope for luminaire included
- External control gear included

REFERENCES / LINKS

For Guarantee see www.ledvance.com/guarantee

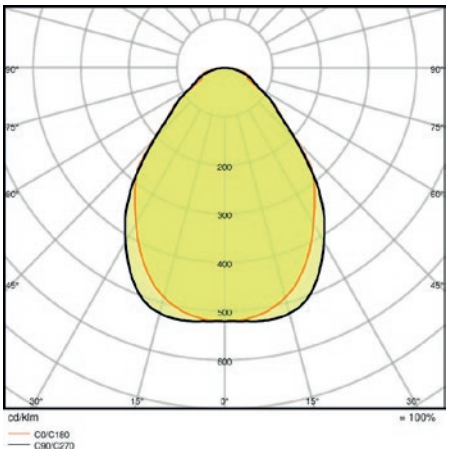

LEDVANCE

PANEL 625 DALI UGR < 19

Square edge-lit panel luminaires with DALI driver, low glare, 625 mm

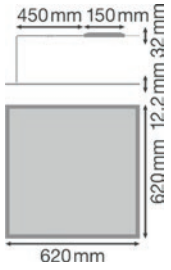

	Product name	GTIN (EAN)	W	V	λ	lm	lm/W	K	Ra	°
NEW	PANEL 625 DALI UGR	4058075113381	36	220…240	>0.90	4320	120	3000	>80	90
NEW	PANEL 625 DALI UGR	4058075113404	36	220…240	>0.90	4320	120	4000	>80	90

	Product name	t[h]	IP	PROTECTION CLASS	l [mm]	b [mm]	h [mm]	COLOR	
NEW	PANEL 625 DALI UGR	70000	IP20	IK03	620	620	12.2	White	4
NEW	PANEL 625 DALI UGR	70000	IP20	IK03	620	620	12.2	White	4

PRODUCT FEATURES

- Lifetime (L80/B50): up to 60,000 h (at 25 °C)
- Aluminum housing, polystyrene diffuser
- High luminous efficacy: up to 120 lm/W
- Initial color consistency:
- Ambient temperature in operation: -10…+40 °C
- Type of protection: IP20

PRODUCT BENEFITS

- Good glare reduction (UGR
- Energy savings of up to 50 % (compared to luminaires that use fluorescent lamps)
- Advanced functionality due to already included DALI driver
- DALI driver with individual luminaire current set-up already installed
- Light guide plate with micro structure made of non-yellowing material for long lifetime
- Easy and quick installation
- 5 years guarantee

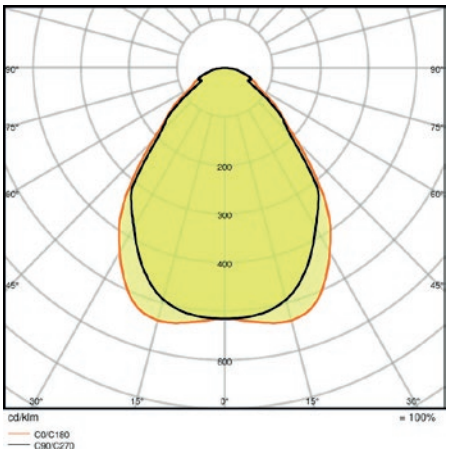

AREAS OF APPLICATION

- Direct replacement for luminaires with fluorescent lamps
- Corridors
- Offices
- Conference rooms
- Reception areas
- Foyers
- Suitable for recessed ceiling systems with grid size of 625 x 625 mm

EQUIPMENT / ACCESSORIES

- Accessories for several mounting options available
- Security rope for luminaire included
- External control gear included

REFERENCES / LINKS

For Guarantee see www.ledvance.com/guarantee

LEDVANCE

PANEL VALUE 600

Square edge-lit panel luminaires, 600 mm

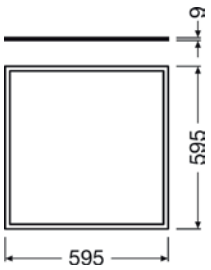

Product name	GTIN (EAN)	W	V	λ	lm	lm/W	K	Ra	
PANEL VALUE 600 40 W 3000 K WT	4058075066588	40	220…240	>0.90	3300	85	3000	>80	120
PANEL VALUE 600 40 W 4000 K WT	4058075066601	40	220…240	>0.90	3600	90	4000	>80	120
PANEL VALUE 600 40 W 6500 K WT	4058075066625	40	220…240	>0.90	3600	90	6500	>80	120

Product name	t[h]	IP	PROTECTION CLASS	l [mm]	b [mm]	h [mm]	COLOR	
PANEL VALUE 600 40 W 3000 K WT	30000	IP20	IK03	595	595	9	White	4
PANEL VALUE 600 40 W 4000 K WT	30000	IP20	IK03	595	595	9	White	4
PANEL VALUE 600 40 W 6500 K WT	30000	IP20	IK03	595	595	9	White	4

PRODUCT FEATURES

- Lifetime (L70/B50): up to 50,000 h (at 25 °C)
- Polystyrene diffuser (TP(B) rated)
- Die-cast aluminum housing
- Ambient temperature in operation: -10…+40 °C
- Type of protection: IP20

PRODUCT BENEFITS

- Energy savings of up to 50 % (compared to luminaires that use fluorescent lamps)
- High luminous efficacy
- Very homogenous light
- Light guide plate with micro structure made of non-yellowing material for long lifetime
- External driver for extended flexibility
- Easy and quick installation
- Very slim aluminum housing (only 9 mm) and matt white frame
- 3 years guarantee

AREAS OF APPLICATION

- Direct replacement for luminaires with fluorescent lamps
- Corridors
- Offices
- Conference rooms
- Reception areas
- Foyers
- Elevators
- Suitable for recessed ceiling systems with grid size of 600 x 600 mm

EQUIPMENT / ACCESSORIES

- Accessories for several mounting options available
- External control gear included

REFERENCES / LINKS

For Guarantee see www.ledvance.com/guarantee

LEDVANCE

PANEL VALUE 600
Square edge-lit panel luminaires, 600 mm

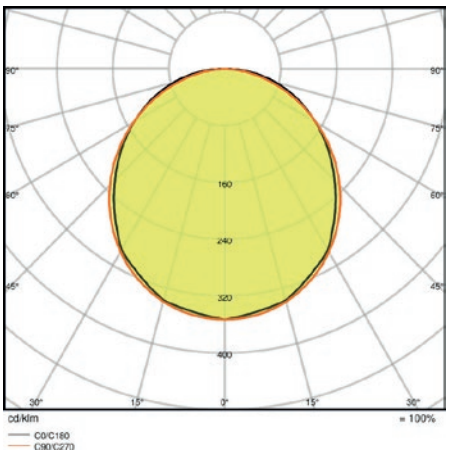

PANEL VALUE 600 UGR < 19

Square edge-lit panel luminaires, low glare, 600 mm

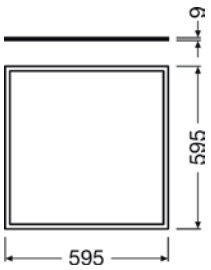

Product name	GTIN (EAN)	W	V	λ	lm	lm/W	K	Ra	
PANEL VALUE 600 UGR	4058075066649	40	220…240	>0.90	3300	85	3000	>80	90
PANEL VALUE 600 UGR	4058075066663	40	220…240	>0.90	3600	90	4000	>80	90

Product name	t[h]	IP	PROTECTION CLASS	l [mm]	b [mm]	h [mm]	COLOR	
PANEL VALUE 600 UGR	30000	IP20	IK03	595	595	9	White	4
PANEL VALUE 600 UGR	30000	IP20	IK03	595	595	9	White	4

PRODUCT FEATURES

- Lifetime (L70/B50): up to 50,000 h (at 25 °C)
- Aluminum housing, polystyrene diffuser
- Ambient temperature in operation: -10…+40 °C
- Type of protection: IP20

PRODUCT BENEFITS

- Good glare reduction (UGR
- Energy savings of up to 50 % (compared to luminaires that use fluorescent lamps)
- High luminous efficacy
- Very homogenous light
- Light guide plate with micro structure made of non-yellowing material for long lifetime
- External driver for extended flexibility
- Easy and quick installation
- Very slim aluminum housing (only 9 mm) and matt white frame
- 3 years guarantee

AREAS OF APPLICATION

- Direct replacement for luminaires with fluorescent lamps
- Corridors
- Offices
- Conference rooms
- Reception areas
- Foyers
- Elevators
- Suitable for recessed ceiling systems with grid size of 600 x 600 mm

EQUIPMENT / ACCESSORIES

- Accessories for several mounting options available
- External control gear included

REFERENCES / LINKS

For Guarantee see www.ledvance.com/guarantee

PANEL 600 625 SUSPENSION KIT

Suspension kit for PANEL 600/625 luminaires



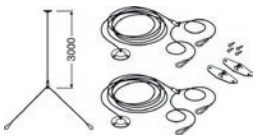

Product name	GTIN (EAN)	l [mm]	b [mm]	h [mm]	COLOR	
PANEL 600 / 625 Suspension Kit	4058075108868	not relevant	not relevant	not relevant	Silver	60

PRODUCT BENEFITS

- Pendant length for different applications adjustable by screws

SURFACE MOUNT KIT

Surface mount kit for PANEL 600/625



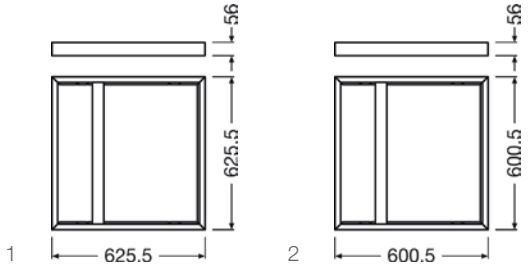

Product name	GTIN (EAN)	l [mm]	b [mm]	h [mm]	COLOR		No.
PANEL 600 Surface Mount Kit	4058075108769	600.5	600.5	56	White	4	2
PANEL 625 Surface Mount Kit	4058075108783	625.5	625.5	56	White	4	1

PRODUCT BENEFITS

- Ready-to-mount thanks pre-assembled magnetic corners
- Crossbar for advanced stability

SURFACE MOUNT KIT VALUE

Surface mount kit for PANEL 600/625 and PANEL VALUE 600



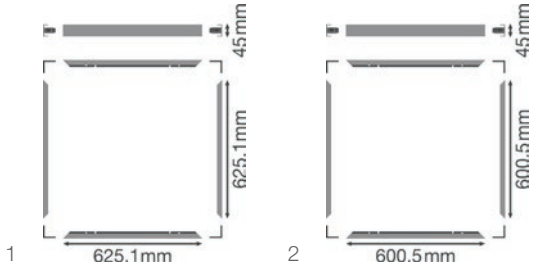

Product name	GTIN (EAN)	l [mm]	b [mm]	h [mm]	COLOR		No.
PANEL 600 Surface Mount Kit Value	4058075075795	600.5	600.5	45	White	4	2
PANEL 625 Surface Mount Kit Value	4058075091412	625.5	625.5	45	White	4	1

PRODUCT BENEFITS

- Easy mounting thanks to included polycarbonate corner-clips

PANEL MOUNTING CLIPS 1x4

Mounting clips for PANEL 600/625 and PANEL VALUE 600



Product name	GTIN (EAN)	COLOR	
PANEL LED Mounting Clips 1x4	4058075109421	Silver	40

PRODUCT FEATURES

- Ceiling thickness: 10 to 20 mm

PRODUCT BENEFITS

- Fits for installation into plasterboard, wood and metal ceiling from 10 to 20 mm thickness

PANEL 1200 Accessories

Mounting accessories for PANEL luminaires



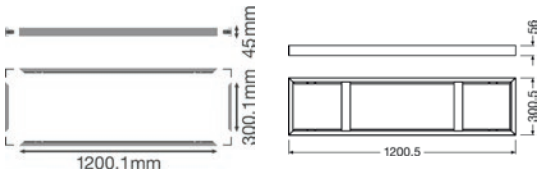

1 2

Product name	GTIN (EAN)	l [mm]	b [mm]	h [mm]	COLOR	
PANEL LED 1200 Surface Mount Kit Value	4058075091429	1201	300.5	45.0		4
Panel Accessory 1200 Surface Mount Kit	4058075108820	1201	300.5	56.0	White	4
Panel Accessory 1200 Suspension Kit	4058075108844	not relevant	not relevant	not relevant	Silver	8
Panel Accessory 1200 Security Bracket	4058075108882	25.0	20.0	20.0	Silver	80

Product name	No.
PANEL LED 1200 Surface Mount Kit Value	1
Panel Accessory 1200 Surface Mount Kit	2
Panel Accessory 1200 Suspension Kit	
Panel Accessory 1200 Security Bracket	

PRODUCT FEATURES

- Accesories for various types of mounting of PANEL luminaires

SURFACE COMPACT IK10

Wall and ceiling luminaire with high impact resistance

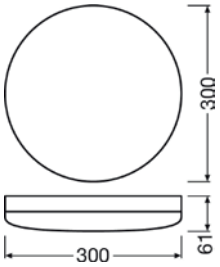

Product name	GTIN (EAN)	W	V	λ	lm	lm/W	K	Ra	
SF COMPACT IK10 300 24 W 3000 K WT	4058075062207	24	220…240	≥0.90	1800	75	3000	>80	120
SF COMPACT IK10 300 24 W 4000 K WT	4058075062221	24	220…240	≥0.90	1920	80	4000	>80	120

Product name	t [h]	IP	PROTECTION CLASS	Ø d [mm]	h [mm]	COLOR	
SF COMPACT IK10 300 24 W 3000 K WT	50000	IP65	IK10	300	61	White	8
SF COMPACT IK10 300 24 W 4000 K WT	50000	IP65	IK10	300	61	White	8

PRODUCT FEATURES

- Beam angle: 120°
- Type of protection: IP65
- Impact resistance: IK10
- Housing and cover made from polycarbonate
- Glow Wire Test according to IEC 60695-2-12: 850 °C
- Through-wiring possible

PRODUCT BENEFITS

- Slim profile
- Resistance against vandalism
- High luminous efficacy
- Very homogenous light
- LED protected for safe installation
- 5 years guarantee

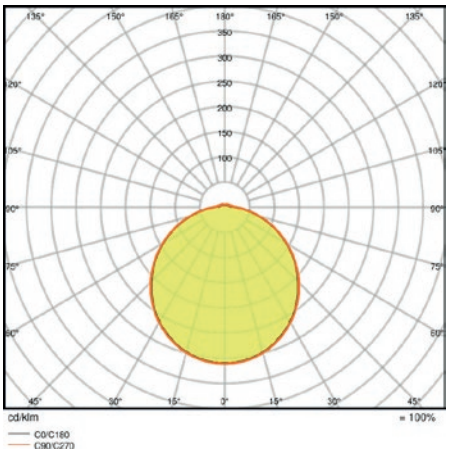

AREAS OF APPLICATION

- Corridors
- Stairways
- Bathrooms
- Foyers
- Public areas

REFERENCES / LINKS

For Guarantee see www.ledvance.com/guarantee

LEDVANCE

SURFACE CIRCULAR 250 SENSOR

Wall and ceiling luminaire with IP44 and high frenquency sensor





	Product name	GTIN (EAN)	W	V	λ	lm	lm/W	K	Ra	
NEW	SF CIRCULAR 250 S 13 W 3000 K IP44 WT	4058075110168	13	220…240	≥0.5	920	70	3000	>80	120
NEW	SF CIRCULAR 250 S 13 W 4000 K IP44 WT	4058075110182	13	220…240	≥0.5	960	75	4000	>80	120

	Product name	t[h]	IP	PROTECTION CLASS	⌀ d [mm]	h [mm]	COLOR	
NEW	SF CIRCULAR 250 S 13 W 3000 K IP44 WT	30000	IP44	IK03	250	91	White	5
NEW	SF CIRCULAR 250 S 13 W 4000 K IP44 WT	30000	IP44	IK03	250	91	White	5

PRODUCT FEATURES

- High frequency sensor for daylight and motion detection
- Beam angle: 120°
- Type of protection: IP44
- Impact resistance: IK03
- Metal housing, PMMA cover
- Ambient temperature in operation: -20…+40 °C

PRODUCT BENEFITS

- Easy adjustment of sensor range, daylight detection and hold time
- High luminous efficacy
- Energy savings of up to 55 % compared to luminaires that use CFL
- Easy and quick installation
- Very homogenous light
- Clear cover protects the reflector against dust and contact
- 3 years guarantee

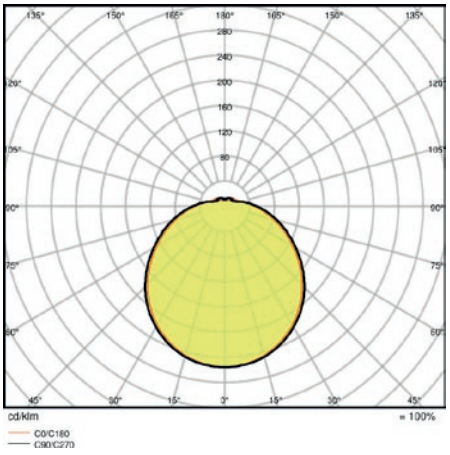

AREAS OF APPLICATION

- Corridors
- Stairways
- Bathrooms
- Foyers

EQUIPMENT / ACCESSORIES

- Replacement cover optional available

REFERENCES / LINKS

For Guarantee see www.ledvance.com/guarantee

LEDVANCE

SURFACE CIRCULAR 350 SENSOR

Wall and ceiling luminaire with IP44 and high frenquency sensor





	Product name	GTIN (EAN)	W	V	λ	lm	lm/W	K	Ra	
NEW	SF CIRCULAR 350 S 18 W 3000 K IP44 WT	4058075110205	18	220…240	≥0.5	1440	80	3000	>80	120
NEW	SF CIRCULAR 350 S 18 W 4000 K IP44 WT	4058075110229	18	220…240	≥0.5	1440	80	4000	>80	120

	Product name	t[h]	IP	PROTECTION CLASS	Ø d [mm]	h [mm]	COLOR	
NEW	SF CIRCULAR 350 S 18 W 3000 K IP44 WT	30000	IP44	IK03	350	115	White	5
NEW	SF CIRCULAR 350 S 18 W 4000 K IP44 WT	30000	IP44	IK03	350	115	White	5

PRODUCT FEATURES

- High frequency sensor for daylight and motion detection
- Beam angle: 120°
- Type of protection: IP44
- Impact resistance: IK03
- Metal housing, PMMA cover
- Ambient temperature in operation: -20…+40 °C

PRODUCT BENEFITS

- Easy adjustment of sensor range, daylight detection and hold time
- High luminous efficacy
- Energy savings of up to 55 % compared to luminaires that use CFL
- Easy and quick installation
- Very homogenous light
- Clear cover protects the reflector against dust and contact
- 3 years guarantee

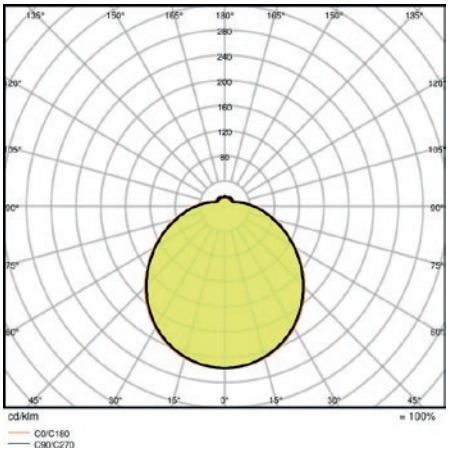

AREAS OF APPLICATION

- Corridors
- Stairways
- Bathrooms
- Foyers

EQUIPMENT / ACCESSORIES

- Replacement cover optional available

REFERENCES / LINKS

For Guarantee see www.ledvance.com/guarantee

LEDVANCE

SURFACE CIRCULAR 400 SENSOR

Wall and ceiling luminaire with IP44 and high frenquency sensor



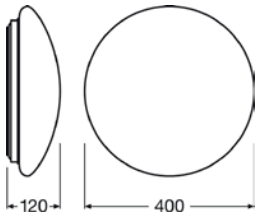

Product name	GTIN (EAN)	W	V	λ	lm	lm/W	K	Ra	
SF CIRCULAR 400 S 24 W 3000 K WT	4058075080096	24	220…240	>0.5	1920	80	3000	>80	120
SF CIRCULAR 400 S 24 W 4000 K WT	4058075080119	24	220…240	>0.5	1920	80	4000	>80	120

Product name	t[h]	IP	PRO-TECTION CLASS	Ø d [mm]	h [mm]	COLOR	
SF CIRCULAR 400 S 24 W 3000 K WT	30000	IP44	IK03	400	120	White	5
SF CIRCULAR 400 S 24 W 4000 K WT	30000	IP44	IK03	400	120	White	5

PRODUCT FEATURES

- High frequency sensor for daylight and motion detection
- Beam angle: 120°
- Type of protection: IP44
- Impact resistance: IK03
- Metal housing, PMMA cover
- Ambient temperature in operation: -20…+40 °C

PRODUCT BENEFITS

- Easy adjustment of sensor range, daylight detection and hold time
- High luminous efficacy
- Energy savings of up to 55 % compared to luminaires that use CFL
- Easy and quick installation
- Very homogenous light
- Clear cover protects the reflector against dust and contact
- 3 years guarantee

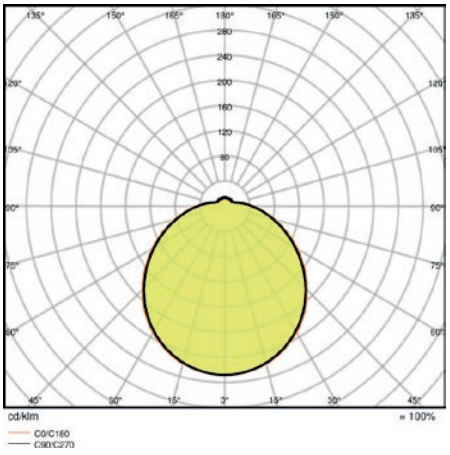

AREAS OF APPLICATION

- Corridors
- Stairways
- Bathrooms
- Foyers

EQUIPMENT / ACCESSORIES

- Replacement cover optional available

REFERENCES / LINKS

For Guarantee see www.ledvance.com/guarantee

LEDVANCE

SURFACE CIRCULAR 250
Wall and ceiling luminaire with IP44





	Product name	GTIN (EAN)	W	V	λ	lm	lm/W	K	Ra	∠°
NEW	SF CIRCULAR 250 13 W 3000 K IP44 WT	4058075110120	13	220…240	≥0.5	920	70	3000	>80	120
NEW	SF CIRCULAR 250 13 W 4000 K IP44 WT	4058075110144	13	220…240	≥0.5	960	75	4000	>80	120

	Product name	t[h]	IP	PROTECTION CLASS	Ø d [mm]	h [mm]	COLOR	
NEW	SF CIRCULAR 250 13 W 3000 K IP44 WT	30000	IP44	IK03	250	91	White	5
NEW	SF CIRCULAR 250 13 W 4000 K IP44 WT	30000	IP44	IK03	250	91	White	5

PRODUCT FEATURES

- Beam angle: 120°
- Type of protection: IP44
- Impact resistance: IK03
- Metal housing, PMMA cover
- Ambient temperature in operation: -20…+40 °C

PRODUCT BENEFITS

- High luminous efficacy
- Energy savings of up to 55 % compared to luminaires that use CFL
- Easy and quick installation
- Very homogenous light
- Clear cover protects the reflector against dust and contact
- 3 years guarantee

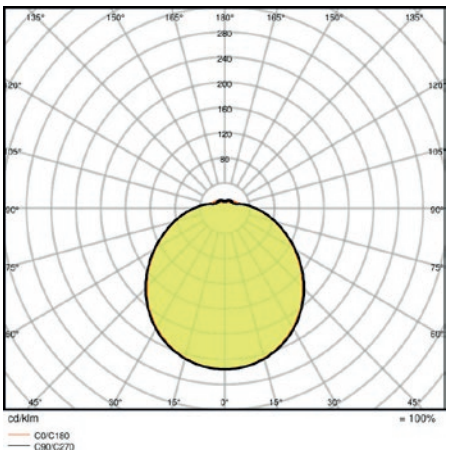

AREAS OF APPLICATION

- Corridors
- Stairways
- Bathrooms
- Foyers

EQUIPMENT / ACCESSORIES

- Replacement cover optional available

REFERENCES / LINKS

For Guarantee see www.ledvance.com/guarantee

LEDVANCE

SURFACE CIRCULAR 350
Wall and ceiling luminaire with IP44



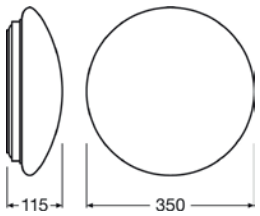

Product name	GTIN (EAN)	W	V	λ	lm	lm/W	K	Ra	
SF CIRCULAR 350 18 W 3000 K WT	4058075080010	18	220…240	>0.5	1440	80	3000	>80	120
SF CIRCULAR 350 18 W 4000 K WT	4058075080034	18	220…240	>0.5	1440	80	4000	>80	120

Product name	t[h]	IP	PROTECTION CLASS	Ø d [mm]	h [mm]	COLOR	
SF CIRCULAR 350 18 W 3000 K WT	30000	IP44	IK03	350	115	White	5
SF CIRCULAR 350 18 W 4000 K WT	30000	IP44	IK03	350	115	White	5

PRODUCT FEATURES

- Beam angle: 120°
- Type of protection: IP44
- Impact resistance: IK03
- Metal housing, PMMA cover
- Ambient temperature in operation: -20…+40 °C

PRODUCT BENEFITS

- High luminous efficacy
- Energy savings of up to 55 % compared to luminaires that use CFL
- Easy and quick installation
- Very homogenous light
- Clear cover protects the reflector against dust and contact
- 3 years guarantee

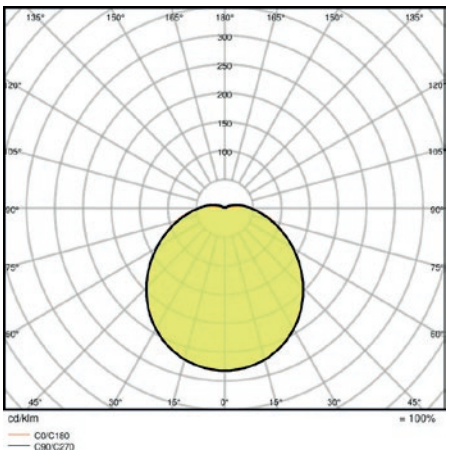

AREAS OF APPLICATION

- Corridors
- Stairways
- Bathrooms
- Foyers

EQUIPMENT / ACCESSORIES

- Replacement cover optional available

REFERENCES / LINKS

For Guarantee see www.ledvance.com/guarantee

LEDVANCE

SURFACE CIRCULAR 400
Wall and ceiling luminaire with IP44



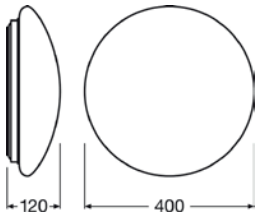

Product name	GTIN (EAN)	W	V	λ	lm	lm/W	K	Ra	
SF CIRCULAR 400 24 W 3000 K WT	4058075080058	24	220…240	>0.5	1920	80	3000	>80	120
SF CIRCULAR 400 24 W 4000 K WT	4058075080072	24	220…240	>0.5	1920	80	4000	>80	120

Product name	t[h]	IP	PROTECTION CLASS	Ø d [mm]	h [mm]	COLOR	
SF CIRCULAR 400 24 W 3000 K WT	30000	IP44	IK03	400	120	White	5
SF CIRCULAR 400 24 W 4000 K WT	30000	IP44	IK03	400	120	White	5

PRODUCT FEATURES

- Beam angle: 120°
- Type of protection: IP44
- Impact resistance: IK03
- Metal housing, PMMA cover
- Ambient temperature in operation: -20…+40 °C

PRODUCT BENEFITS

- High luminous efficacy
- Energy savings of up to 55 % compared to luminaires that use CFL
- Easy and quick installation
- Very homogenous light
- Clear cover protects the reflector against dust and contact
- 3 years guarantee

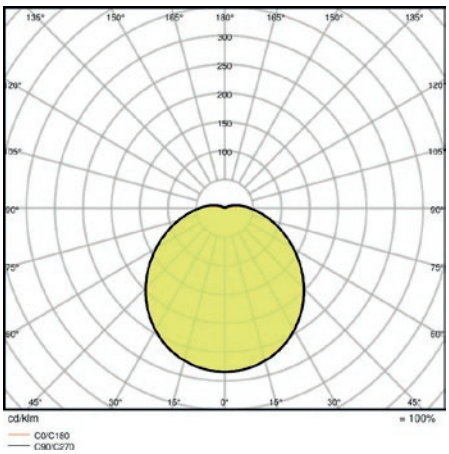

AREAS OF APPLICATION

- Corridors
- Stairways
- Bathrooms
- Foyers

EQUIPMENT / ACCESSORIES

- Replacement cover optional available

REFERENCES / LINKS

For Guarantee see www.ledvance.com/guarantee

LEDVANCE

SURFACE CIRCULAR COVER
Replacement cover

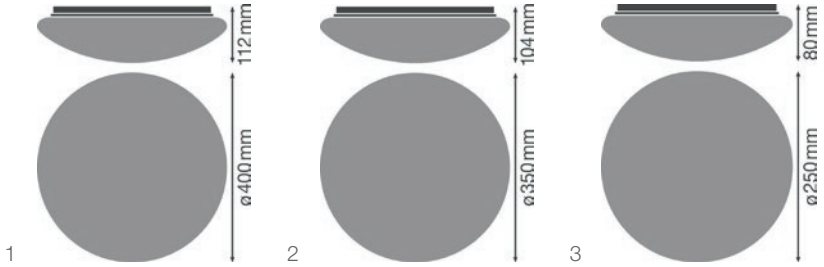

	Product name	GTIN (EAN)	⌀ d [mm]	h [mm]	COLOR		No.
NEW	SF CIRCULAR 250 COVER	4058075156722	250	80	White	5	3
NEW	SF CIRCULAR 350 COVER	4058075156807	350	104	White	5	2
NEW	SF CIRCULAR 400 COVER	4058075156821	400	112	White	5	1

PRODUCT FEATURES

- Opal cover made of PMMA
- Impact resistance: IK03

AREAS OF APPLICATION

- Replacement for Surface Circular covers

PRODUCT BENEFITS

- Easy replacement of the cover without changing the luminaire

LINEAR IndiviLED DIRECT

Surface mounted luminaire for single luminaire or light line application



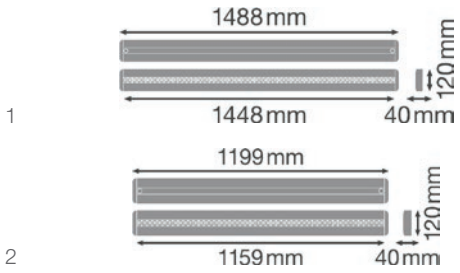

	Product name	GTIN (EAN)	W	V	λ	lm	lm/W	K	Ra	
NEW	LN INDV D 1500 25 W 3000 K	4058075109643	25	220…240	>0.90	3100	125	3000	≥80	70
NEW	LN INDV D 1500 25 W 4000 K	4058075109667	25	220…240	>0.90	3300	130	4000	≥80	70
NEW	LN INDV D 1200 34 W 3000 K	4058075109605	34	220…240	>0.90	3800	110	3000	≥80	70
NEW	LN INDV D 1200 34 W 4000 K	4058075109629	34	220…240	>0.90	4200	125	4000	≥80	70
NEW	LN INDV D 1500 48 W 3000 K	4058075109681	48	220…240	>0.90	5300	110	3000	≥80	70
NEW	LN INDV D 1500 48 W 4000 K	4058075109704	48	220…240	>0.90	5700	120	4000	≥80	70

	Product name	IP	PROTECTION CLASS	l [mm]	b [mm]	h [mm]	COLOR		No.
NEW	LN INDV D 1500 25 W 3000 K	IP20	IK06	1488	120	40	White	4	1
NEW	LN INDV D 1500 25 W 4000 K	IP20	IK06	1488	120	40	White	4	1
NEW	LN INDV D 1200 34 W 3000 K	IP20	IK06	1199	120	40	White	4	2
NEW	LN INDV D 1200 34 W 4000 K	IP20	IK06	1199	120	40	White	4	2
NEW	LN INDV D 1500 48 W 3000 K	IP20	IK06	1488	120	40	White	4	1
NEW	LN INDV D 1500 48 W 4000 K	IP20	IK06	1488	120	40	White	4	1

PRODUCT FEATURES

- Each LED with individual lens and reflector for UGR
- Pendant mounting with suspension kit
- Linkable to an esthetic seamless light line with line connection adapter (surface or pendant mounting)
- Available with length of 1200 or 1500 mm
- Luminous flux up to 5700 lm
- Luminous efficacy: up to 125 lm/W
- Initial color consistency:
- Glow Wire Test according to IEC 60695-2-12: 850 °C

PRODUCT BENEFITS

- Homogenous light distribution and reduced glare thanks to the IndiviLED optics
- Multiple mounting options
- The product family offers full lighting solution for different applications
- Energy savings of up to 50 % compared to T5 batten luminaires
- Further variants with DALI ECG, sensor, emergency lighting function according to IEC 60598-2-22 or through wiring additionally available
- Robust structure with IK06
- Low flicker light thanks to special electronic control gear

AREAS OF APPLICATION

- Direct replacement for luminaires with fluorescent lamps
- Offices, schools
- General indoor illumination
- Corridors, entrance areas
- Seamless linear lighting
- Shop lighting

EQUIPMENT / ACCESSORIES

- Ceiling connection box available
- Suspension kit available
- Line connection adapter available
- Through-wiring cable kit available

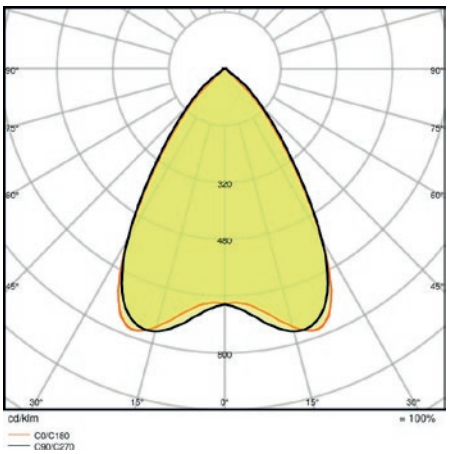
90°
75°
60°
45°
320
480
800
30°
15°
0°
15°
30°
cd/klm
= 100%
C0/C180
C90/C270

LINEAR IndiviLED DIRECT DALI

DALI-Surface mounted luminaire for single luminaire or light line application



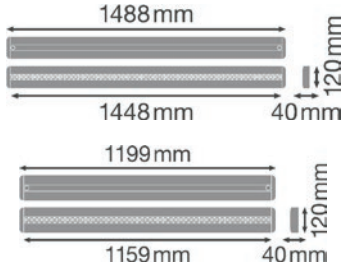

	Product name	GTIN (EAN)	W	V	λ	lm	lm/W	K	Ra	
NEW	LN INDV D DALI 1500 25 W 3000 K	4058075108929	25	220…240	>0.90	3100	125	3000	≥80	70
NEW	LN INDV D DALI 1500 25 W 4000 K	4058075108943	25	220…240	>0.90	3300	125	4000	≥80	70
NEW	LN INDV D DALI 1200 34 W 3000 K	4058075108806	34	220…240	>0.90	3800	110	3000	≥80	70
NEW	LN INDV D DALI 1200 34 W 4000 K	4058075108905	34	220…240	>0.90	4200	120	4000	≥80	70
NEW	LN INDV D DALI 1500 48 W 3000 K	4058075108967	48	220…240	>0.90	5300	110	3000	≥80	70
NEW	LN INDV D DALI 1500 48 W 4000 K	4058075108981	48	220…240	>0.90	5700	120	4000	≥80	70

	Product name	IP	PROTECTION CLASS	l [mm]	b [mm]	h [mm]	COLOR		No.
NEW	LN INDV D DALI 1500 25 W 3000 K	IP20	IK06	1488	120	40	White	4	1
NEW	LN INDV D DALI 1500 25 W 4000 K	IP20	IK06	1488	120	40	White	4	1
NEW	LN INDV D DALI 1200 34 W 3000 K	IP20	IK06	1199	120	40	White	4	2
NEW	LN INDV D DALI 1200 34 W 4000 K	IP20	IK06	1199	120	40	White	4	2
NEW	LN INDV D DALI 1500 48 W 3000 K	IP20	IK06	1488	120	40	White	4	1
NEW	LN INDV D DALI 1500 48 W 4000 K	IP20	IK06	1488	120	40	White	4	1

PRODUCT FEATURES

- Each LED with individual lens and reflector for UGR
- Pre-configured DALI driver included
- Pendant mounting with suspension kit
- Linkable to an esthetic seamless light line with line connection adapter (surface or pendant mounting)
- Available with length of 1200 or 1500 mm
- Luminous flux up to 5700 lm
- Luminous efficacy: up to 125 lm/W
- Initial color consistency:
- Glow Wire Test according to IEC 60695-2-12: 850 °C

PRODUCT BENEFITS

- Homogenous light distribution and reduced glare thanks to the IndiviLED optics
- Advanced functionality due to already included DALI driver
- Multiple mounting options
- Low flicker light thanks to special electronic control gear
- Energy savings of up to 50 % compared to T5 batten luminaires
- Further variants with sensor, emergency lighting function according to IEC 60598-2-22 or through wiring additionally available
- Robust structure with IK06

AREAS OF APPLICATION

- Direct replacement for luminaires with fluorescent lamps
- Offices, schools
- General indoor illumination
- Corridors, entrance areas
- Seamless linear lighting
- Shop lighting

EQUIPMENT / ACCESSORIES

- Ceiling connection box available
- Suspension kit available
- Line connection adapter available
- Through-wiring cable kit available

LEDVANCE

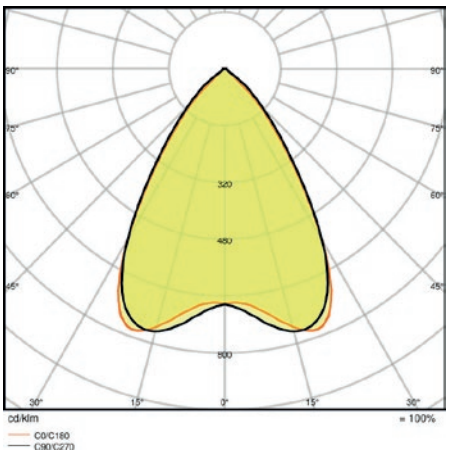
90°
75°
60°
45°
320
480
500
30°
15°
0°
15°
30°
cd/klm
= 100%
C0/C180
C90/C270

LINEAR IndiviLED DIRECT SENSOR

Surface mounted luminaire for single luminaire or light line application with sensor function



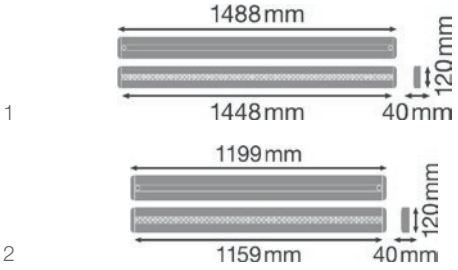

	Product name	GTIN (EAN)	W	V	λ	lm	lm/W	K	Ra	
NEW	LN INDV D 1500 25 W 3000 K S	4058075109322	25	220…240	>0.90	3100	125	3000	≥80	70
NEW	LN INDV D 1500 25 W 4000 K S	4058075109360	25	220…240	>0.90	3300	125	4000	≥80	70
NEW	LN INDV D 1200 34 W 3000 K S	4058075109285	34	220…240	>0.90	3800	110	3000	≥80	70
NEW	LN INDV D 1200 34 W 4000 K S	4058075109308	34	220…240	>0.90	4200	120	4000	≥80	70
NEW	LN INDV D 1500 48 W 3000 K S	4058075109384	48	220…240	>0.90	5300	110	3000	≥80	70
NEW	LN INDV D 1500 48 W 4000 K S	4058075109407	48	220…240	>0.90	5700	120	4000	≥80	70

	Product name	IP	PROTECTION CLASS	l [mm]	b [mm]	h [mm]	COLOR		No.
NEW	LN INDV D 1500 25 W 3000 K S	IP20	IK06	1518	120	40	White	4	1
NEW	LN INDV D 1500 25 W 4000 K S	IP20	IK06	1518	120	40	White	4	1
NEW	LN INDV D 1200 34 W 3000 K S	IP20	IK06	1229	120	40	White	4	2
NEW	LN INDV D 1200 34 W 4000 K S	IP20	IK06	1229	120	40	White	4	2
NEW	LN INDV D 1500 48 W 3000 K S	IP20	IK06	1518	120	40	White	4	1
NEW	LN INDV D 1500 48 W 4000 K S	IP20	IK06	1518	120	40	White	4	1

PRODUCT FEATURES

- Each LED with individual lens and reflector for UGR
- Motion sensor (microwave technology) with adjustable detection parameters
- Pendant mounting with suspension kit
- Linkable to an esthetic seamless light line with line connection adapter (surface or pendant mounting)
- Available with length of 1200 or 1500 mm
- Luminous flux up to 5700 lm
- Luminous efficacy: up to 125 lm/W
- Initial color consistency:
- Glow Wire Test according to IEC 60695-2-12: 850 °C

PRODUCT BENEFITS

- Homogenous light distribution and reduced glare thanks to the IndiviLED optics
- Allows for energy savings and comfortable operation due to sensor control
- Multiple mounting options
- Low flicker light thanks to special electronic control gear
- Energy savings of up to 50 % compared to T5 batten luminaires
- Further variants with DALI ECG, emergency lighting function according to IEC 60598-2-22 or through wiring additionally available
- Robust structure with IK06

AREAS OF APPLICATION

- Direct replacement for luminaires with fluorescent lamps
- Offices, schools
- General indoor illumination
- Corridors, entrance areas
- Seamless linear lighting
- Shop lighting

EQUIPMENT / ACCESSORIES

- Ceiling connection box available
- Suspension kit available
- Line connection adapter available
- Through-wiring cable kit available

LEDVANCE

LINEAR IndiviLED DIRECT SENSOR

Surface mounted luminaire for single luminaire or light line application with sensor function

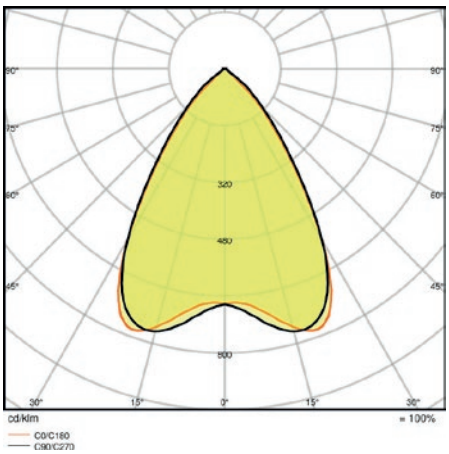

LINEAR IndiviLED DIRECT DALI SENSOR

DALI-Surface mounted luminaire for single luminaire or light line application with sensor function



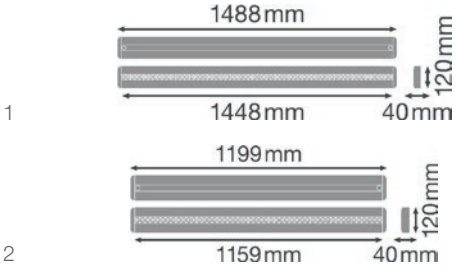

	Product name	GTIN (EAN)	W	V	λ	lm	lm/W	K	Ra	
NEW	LN INDV D DALI 1500 25 W 3000 K S	4058075109964	25	220…240	>0.90	3100	125	3000	≥80	70
NEW	LN INDV D DALI 1500 25 W 4000 K S	4058075109988	25	220…240	>0.90	3300	125	4000	≥80	70
NEW	LN INDV D DALI 1200 34 W 3000 K S	4058075109926	34	220…240	>0.90	3800	110	3000	≥80	70
NEW	LN INDV D DALI 1200 34 W 4000 K S	4058075109940	34	220…240	>0.90	4200	120	4000	≥80	70
NEW	LN INDV D DALI 1500 48 W 3000 K S	4058075110007	48	220…240	>0.90	5300	110	3000	≥80	70
NEW	LN INDV D DALI 1500 48 W 4000 K S	4058075110021	48	220…240	>0.90	5700	120	4000	≥80	70

	Product name	IP	PROTECTION CLASS	l [mm]	b [mm]	h [mm]	COLOR		No.
NEW	LN INDV D DALI 1500 25 W 3000 K S	IP20	IK06	1518	120	40	White	4	1
NEW	LN INDV D DALI 1500 25 W 4000 K S	IP20	IK06	1518	120	40	White	4	1
NEW	LN INDV D DALI 1200 34 W 3000 K S	IP20	IK06	1229	120	40	White	4	2
NEW	LN INDV D DALI 1200 34 W 4000 K S	IP20	IK06	1229	120	40	White	4	2
NEW	LN INDV D DALI 1500 48 W 3000 K S	IP20	IK06	1518	120	40	White	4	1
NEW	LN INDV D DALI 1500 48 W 4000 K S	IP20	IK06	1518	120	40	White	4	1

PRODUCT FEATURES

- Each LED with individual lens and reflector for UGR
- Motion sensor and ambient light dependend dimming function for maximized energy savings
- Pre-configured DALI driver included
- Pendant mounting with suspension kit
- Linkable to an esthetic seamless light line with line connection adapter (surface or pendant mounting)
- Available with length of 1200 or 1500 mm
- Luminous flux up to 5700 lm
- Luminous efficacy: up to 125 lm/W
- Initial color consistency:

PRODUCT BENEFITS

- Homogenous light distribution and reduced glare thanks to the IndiviLED optics
- Low flicker light thanks to special electronic control gear
- Advanced functionality due to already included DALI driver
- Multiple mounting options
- Energy savings of up to 50 % compared to T5 batten luminaires
- Further variants with emergency lighting function according to IEC 60598-2-22 or through wiring additionally available
- Robust structure with IK06

AREAS OF APPLICATION

- Direct replacement for luminaires with fluorescent lamps
- Offices, schools
- General indoor illumination
- Corridors, entrance areas
- Seamless linear lighting
- Shop lighting

EQUIPMENT / ACCESSORIES

- Ceiling connection box available
- Suspension kit available
- Line connection adapter available
- Through-wiring cable kit available

LEDVANCE

LINEAR IndiviLED DIRECT DALI SENSOR

DALI-Surface mounted luminaire for single luminaire or light line application with sensor function

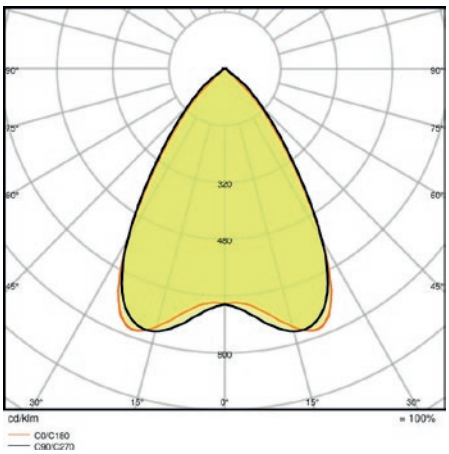

LINEAR IndiviLED DIRECT THROUGH-WIRED

Surface mounted luminaire for single luminaire or light line application for through wiring



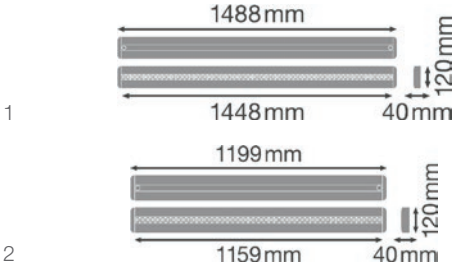

	Product name	GTIN (EAN)	W	V	λ	lm	lm/W	K	Ra	
NEW	LN INDV D 1500 25 W 3000 K TH	4058075109124	25	220…240	>0.90	3100	125	3000	≥80	70
NEW	LN INDV D 1500 25 W 4000 K TH	4058075109148	25	220…240	>0.90	3300	125	4000	≥80	70
NEW	LN INDV D 1200 34 W 3000 K TH	4058075109087	34	220…240	>0.90	3800	110	3000	≥80	70
NEW	LN INDV D 1200 34 W 4000 K TH	4058075109100	34	220…240	>0.90	4200	120	4000	≥80	70
NEW	LN INDV D 1500 48 W 3000 K TH	4058075109162	48	220…240	>0.90	5300	110	3000	≥80	70
NEW	LN INDV D 1500 48 W 4000 K TH	4058075109186	48	220…240	>0.90	5700	120	4000	≥80	70

	Product name	IP	PROTECTION CLASS	l [mm]	b [mm]	h [mm]	COLOR		No.
NEW	LN INDV D 1500 25 W 3000 K TH	IP20	IK06	1488	120	40	White	4	1
NEW	LN INDV D 1500 25 W 4000 K TH	IP20	IK06	1488	120	40	White	4	1
NEW	LN INDV D 1200 34 W 3000 K TH	IP20	IK06	1199	120	40	White	4	2
NEW	LN INDV D 1200 34 W 4000 K TH	IP20	IK06	1199	120	40	White	4	2
NEW	LN INDV D 1500 48 W 3000 K TH	IP20	IK06	1488	120	40	White	4	1
NEW	LN INDV D 1500 48 W 4000 K TH	IP20	IK06	1488	120	40	White	4	1

PRODUCT FEATURES

- Each LED with individual lens and reflector for UGR
- Pre-assembled through wiring kit
- Pendant mounting with suspension kit
- Linkable to an esthetic seamless light line with line connection adapter (surface or pendant mounting)
- Available with length of 1200 or 1500 mm
- Luminous flux up to 5700 lm
- Luminous efficacy: up to 125 lm/W
- Initial color consistency:
- Glow Wire Test according to IEC 60695-2-12: 850 °C

PRODUCT BENEFITS

- Homogenous light distribution and reduced glare thanks to the IndiviLED optics
- Convenient installation of light lines due to pre-assembled through wiring kit
- Multiple mounting options
- Low flicker light thanks to special electronic control gear
- Energy savings of up to 50 % compared to T5 batten luminaires
- Robust structure with IK06

AREAS OF APPLICATION

- Direct replacement for luminaires with fluorescent lamps
- Offices, schools
- General indoor illumination
- Corridors, entrance areas
- Seamless linear lighting
- Shop lighting

EQUIPMENT / ACCESSORIES

- Ceiling connection box available
- Suspension kit available
- Line connection adapter available
- Through-wiring cable kit available

LEDVANCE

LINEAR IndiviLED DIRECT THROUGH-WIRED

Surface mounted luminaire for single luminaire or light line application for through wiring

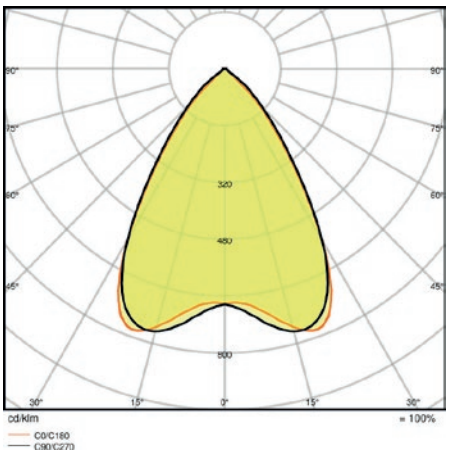

LINEAR IndiviLED DIRECT/INDIRECT

Pendant luminaire for single luminaire or light line application

1

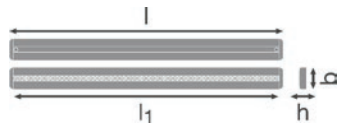

2

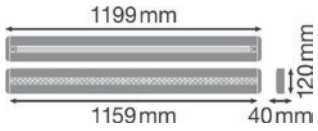

	Product name	GTIN (EAN)	W	V	λ	lm	lm/W	K	Ra	
NEW	LN INDV D/I 1200 3000 K 42 W	4058075109728	42	220…240	>0.90	4650	110	3000	≥80	70
NEW	LN INDV D/I 1200 4000 K 42 W	4058075109742	42	220…240	>0.90	5050	120	4000	≥80	70
NEW	LN INDV D/I 1500 3000 K 56 W	4058075109766	56	220…240	>0.90	6150	110	3000	≥80	70
NEW	LN INDV D/I 1500 4000 K 56 W	4058075110441	56	220…240	>0.90	6550	115	4000	≥80	70

	Product name	IP	PROTECTION CLASS	l [mm]	b [mm]	h [mm]	COLOR		No.
NEW	LN INDV D/I 1200 3000 K 42 W	IP20	IK06	1199	120	40	White	4	2
NEW	LN INDV D/I 1200 4000 K 42 W	IP20	IK06	1199	120	40	White	4	2
NEW	LN INDV D/I 1500 3000 K 56 W	IP20	IK06	1488	120	40	White	4	1
NEW	LN INDV D/I 1500 4000 K 56 W	IP20	IK06	1488	120	40	White	4	1

PRODUCT FEATURES

- Each LED with individual lens and reflector for UGR
- Additional module for indirect lighting with 850 lm
- Pendant mounting with suspension kit
- Linkable to an esthetic seamless light line with line connection adapter (surface or pendant mounting)
- Available with length of 1200 or 1500 mm
- Luminous flux up to 6550 lm
- Luminous efficacy: up to 120 lm/W
- Initial color consistency:
- Glow Wire Test according to IEC 60695-2-12: 850 °C

PRODUCT BENEFITS

- Homogenous light distribution and reduced glare thanks to the IndiviLED optics
- Increased light comfort thanks to direct and indirect light emission
- The product family offers full lighting solution for different applications
- Energy savings of up to 50 % compared to T5 batten luminaires
- Robust structure with IK06

AREAS OF APPLICATION

- Direct replacement for luminaires with fluorescent lamps
- Offices, schools
- General indoor illumination
- Corridors, entrance areas
- Seamless linear lighting
- Shop lighting

EQUIPMENT / ACCESSORIES

- Ceiling connection box available
- Suspension kit available
- Line connection adapter available
- Through-wiring cable kit available

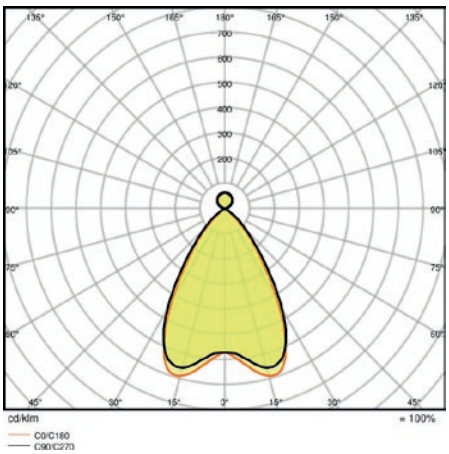
135°
150°
165°
180°
165°
150°
135°
700
600
500
400
300
200
120°
105°
90°
75°
60°
45°
30°
15°
0°
cd/klm
= 100%
C0/C180
C90/C270

LINEAR IndiviLED DIRECT/INDIRECT DALI

DALI-Pendant luminaire for single luminaire or light line application

1

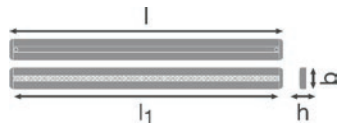

2

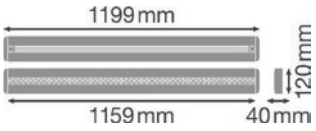

	Product name	GTIN (EAN)	W	V	λ	lm	lm/W	K	Ra	
NEW	LN INDV D/I DALI 1200 42 W 3000 K	4058075109001	42	220…240	>0.90	4650	110	3000	≥80	70
NEW	LN INDV D/I DALI 1200 42 W 4000 K	4058075109025	42	220…240	>0.90	5050	120	4000	≥80	70
NEW	LN INDV D/I DALI 1500 3000 K 56 W	4058075109049	56	220…240	>0.90	6150	110	3000	≥80	70
NEW	LN INDV D/I DALI 1500 4000 K 56 W	4058075109063	56	220…240	>0.90	6550	115	4000	≥80	70

	Product name	IP	PROTECTION CLASS	l [mm]	b [mm]	h [mm]	COLOR		No.
NEW	LN INDV D/I DALI 1200 42 W 3000 K	IP20	IK06	1199	120	40	White	4	2
NEW	LN INDV D/I DALI 1200 42 W 4000 K	IP20	IK06	1199	120	40	White	4	2
NEW	LN INDV D/I DALI 1500 3000 K 56 W	IP20	IK06	1488	120	40	White	4	1
NEW	LN INDV D/I DALI 1500 4000 K 56 W	IP20	IK06	1488	120	40	White	4	1

PRODUCT FEATURES

- Each LED with individual lens and reflector for UGR
- Pre-configured DALI driver included
- Additional module for indirect lighting with 850 lm
- Pendant mounting with suspension kit
- Linkable to an esthetic seamless light line with line connection adapter (surface or pendant mounting)
- Available with length of 1200 or 1500 mm
- Luminous flux up to 6550 lm
- Luminous efficacy: up to 120 lm/W
- Initial color consistency:
- Glow Wire Test according to IEC 60695-2-12: 850 °C

PRODUCT BENEFITS

- Homogenous light distribution and reduced glare thanks to the IndiviLED optics
- Advanced functionality due to already included DALI driver
- Increased light comfort thanks to direct and indirect light emission
- Energy savings of up to 50 % compared to T5 batten luminaires
- Robust structure with IK06

AREAS OF APPLICATION

- Direct replacement for luminaires with fluorescent lamps
- Offices, schools
- General indoor illumination
- Corridors, entrance areas
- Seamless linear lighting
- Shop lighting

EQUIPMENT / ACCESSORIES

- Ceiling connection box available
- Suspension kit available
- Line connection adapter available
- Through-wiring cable kit available

LEDVANCE

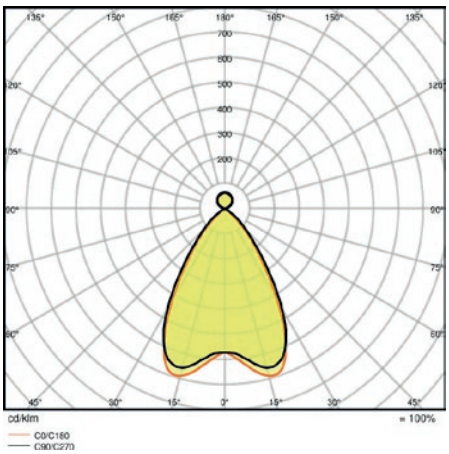
135°
150°
165°
180°
165°
150°
135°
700
600
500
400
300
200
120°
105°
90°
75°
60°
45°
30°
15°
0°
cd/klm
= 100%
C0/C180
C90/C270

LINEAR IndiviLED DIRECT/INDIRECT SENSOR

Pendant luminaire for single luminaire or light line application with sensor function

1

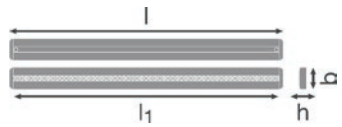

2

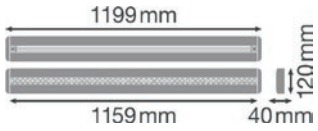

	Product name	GTIN (EAN)	W	V	λ	lm	lm/W	K	Ra	
NEW	LN INDV D/I 1200 42 W 3000 K S	4058075109445	42	220…240	>0.90	4650	110	3000	≥80	70
NEW	LN INDV D/I 1200 42 W 4000 K S	4058075109469	42	220…240	>0.90	5050	120	4000	≥80	70
NEW	LN INDV D/I 1500 56 W 3000 K S	4058075109483	56	220…240	>0.90	6150	110	3000	≥80	70
NEW	LN INDV D/I 1500 56 W 4000 K S	4058075109506	56	220…240	>0.90	6550	115	4000	≥80	70

	Product name	IP	PROTECTION CLASS	l [mm]	b [mm]	h [mm]	COLOR		No.
NEW	LN INDV D/I 1200 42 W 3000 K S	IP20	IK06	1229	120	40	White	4	2
NEW	LN INDV D/I 1200 42 W 4000 K S	IP20	IK06	1229	120	40	White	4	2
NEW	LN INDV D/I 1500 56 W 3000 K S	IP20	IK06	1518	120	40	White	4	1
NEW	LN INDV D/I 1500 56 W 4000 K S	IP20	IK06	1518	120	40	White	4	1

PRODUCT FEATURES

- Each LED with individual lens and reflector for UGR
- Motion sensor (microwave technology) with adjustable detection parameters
- Additional module for indirect lighting with 850 lm
- Pendant mounting with suspension kit
- Linkable to an esthetic seamless light line with line connection adapter (surface or pendant mounting)
- Available with length of 1200 or 1500 mm
- Luminous flux up to 6550 lm
- Luminous efficacy: up to 120 lm/W
- Initial color consistency:
- Glow Wire Test according to IEC 60695-2-12: 850 °C

PRODUCT BENEFITS

- Homogenous light distribution and reduced glare thanks to the IndiviLED optics
- Allows for energy savings and comfortable operation due to sensor control
- Increased light comfort thanks to direct and indirect light emission
- Low flicker light thanks to special electronic control gear
- Energy savings of up to 50 % compared to T5 batten luminaires
- Robust structure with IK06

AREAS OF APPLICATION

- Direct replacement for luminaires with fluorescent lamps
- Offices, schools
- General indoor illumination
- Corridors, entrance areas
- Seamless linear lighting
- Shop lighting

EQUIPMENT / ACCESSORIES

- Ceiling connection box available
- Suspension kit available
- Line connection adapter available
- Through-wiring cable kit available

LEDVANCE

LINEAR IndiviLED DIRECT/INDIRECT SENSOR

Pendant luminaire for single luminaire or light line application with sensor function

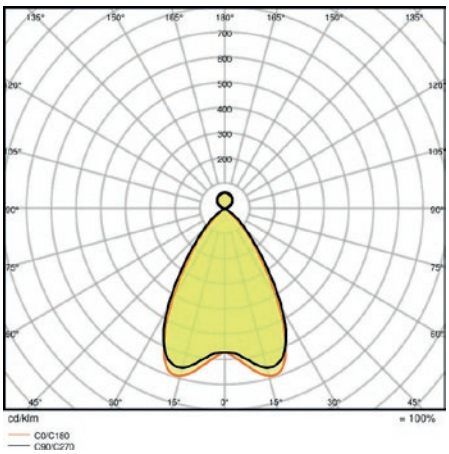

LINEAR IndiviLED DIRECT/INDIRECT DALI SENSOR

DALI-Pendant luminaire for single luminaire or light line application with sensor function

1

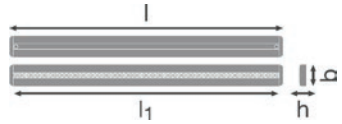

2

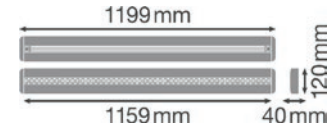

	Product name	GTIN (EAN)	W	V	λ	lm	lm/W	K	Ra	
NEW	LN INDV D/I DALI 1200 42 W 3000 K S	4058075110045	42	220…240	>0.90	4650	110	3000	≥80	70
NEW	LN INDV D/I DALI 1200 42 W 4000 K S	4058075110069	42	220…240	>0.90	5050	120	4000	≥80	70
NEW	LN INDV D/I DALI 1500 56 W 3000 K S	4058075110083	56	220…240	>0.90	6150	110	3000	≥80	70
NEW	LN INDV D/I DALI 1500 56 W 4000 K S	4058075110106	56	220…240	>0.90	6550	115	4000	≥80	70

	Product name	IP	PROTECTION CLASS	l [mm]	b [mm]	h [mm]	COLOR		No.
NEW	LN INDV D/I DALI 1200 42 W 3000 K S	IP20	IK06	1229	120	40	White	4	2
NEW	LN INDV D/I DALI 1200 42 W 4000 K S	IP20	IK06	1229	120	40	White	4	2
NEW	LN INDV D/I DALI 1500 56 W 3000 K S	IP20	IK06	1518	120	40	White	4	1
NEW	LN INDV D/I DALI 1500 56 W 4000 K S	IP20	IK06	1518	120	40	White	4	1

PRODUCT FEATURES

- Each LED with individual lens and reflector for UGR
- Motion sensor and ambient light dependend dimming function for maximized energy savings
- Pre-configured DALI driver included
- Pendant mounting with suspension kit
- Linkable to an esthetic seamless light line with line connection adapter (surface or pendant mounting)
- Available with length of 1200 or 1500 mm
- Luminous flux up to 6550 lm
- Luminous efficacy: up to 120 lm/W
- Initial color consistency:
- Glow Wire Test according to IEC 60695-2-12: 850 °C

PRODUCT BENEFITS

- Homogenous light distribution and reduced glare thanks to the IndiviLED optics
- Advanced functionality due to already included DALI driver
- Low flicker light thanks to special electronic control gear
- Increased light comfort thanks to direct and indirect light emission
- Energy savings of up to 50 % compared to T5 batten luminaires
- Robust structure with IK06

AREAS OF APPLICATION

- Direct replacement for luminaires with fluorescent lamps
- Offices, schools
- General indoor illumination
- Corridors, entrance areas
- Seamless linear lighting
- Shop lighting

EQUIPMENT / ACCESSORIES

- Ceiling connection box available
- Suspension kit available
- Line connection adapter available
- Through-wiring cable kit available

LINEAR IndiviLED DIRECT/INDIRECT DALI SENSOR

DALI-Pendant luminaire for single luminaire or light line application with sensor function

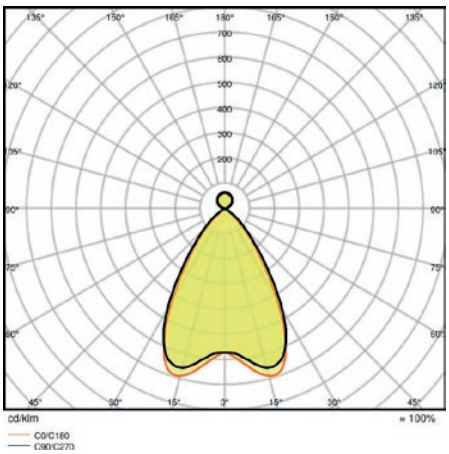

LEDVANCE

LINEAR IndiviLED DIRECT/INDIRECT THROUGH-WIRED

Pendant luminaire for single luminaire or light line application for through wiring

1

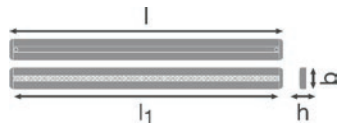

2

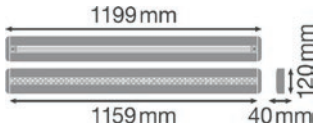

	Product name	GTIN (EAN)	W	V	λ	lm	lm/W	K	Ra	
NEW	LN INDV D/I 1200 42 W 3000 K TH	4058075109209	42	220…240	>0.90	4650	110	3000	≥80	70
NEW	LN INDV D/I 1200 42 W 4000 K TH	4058075109223	42	220…240	>0.90	5050	120	4000	≥80	70
NEW	LN INDV D/I 1500 56 W 3000 K TH	4058075109247	56	220…240	>0.90	6150	110	3000	≥80	70
NEW	LN INDV D/I 1500 56 W 4000 K TH	4058075109261	56	220…240	>0.90	6550	115	4000	≥80	70

	Product name	IP	PROTECTION CLASS	l [mm]	b [mm]	h [mm]	COLOR		No.
NEW	LN INDV D/I 1200 42 W 3000 K TH	IP20	IK06	1199	120	40	White	4	2
NEW	LN INDV D/I 1200 42 W 4000 K TH	IP20	IK06	1199	120	40	White	4	2
NEW	LN INDV D/I 1500 56 W 3000 K TH	IP20	IK06	1488	120	40	White	4	1
NEW	LN INDV D/I 1500 56 W 4000 K TH	IP20	IK06	1488	120	40	White	4	1

PRODUCT FEATURES

- Each LED with individual lens and reflector for UGR
- Pre-assembled through wiring kit
- Additional module for indirect lighting with 850 lm
- Pendant mounting with suspension kit
- Linkable to an esthetic seamless light line with line connection adapter (surface or pendant mounting)
- Available with length of 1200 or 1500 mm
- Luminous flux up to 6550 lm
- Luminous efficacy: up to 120 lm/W
- Initial color consistency:
- Glow Wire Test according to IEC 60695-2-12: 850 °C

PRODUCT BENEFITS

- Homogenous light distribution and reduced glare thanks to the IndiviLED optics
- Convenient installation of light lines due to pre-assembled through wiring kit
- Increased light comfort thanks to direct and indirect light emission
- Low flicker light thanks to special electronic control gear
- Energy savings of up to 50 % compared to T5 batten luminaires
- Robust structure with IK06

AREAS OF APPLICATION

- Direct replacement for luminaires with fluorescent lamps
- Offices, schools
- General indoor illumination
- Corridors, entrance areas
- Seamless linear lighting
- Shop lighting

EQUIPMENT / ACCESSORIES

- Ceiling connection box available
- Suspension kit available
- Line connection adapter available
- Through-wiring cable kit available

LINEAR IndiviLED DIRECT/INDIRECT THROUGH-WIRED

Pendant luminaire for single luminaire or light line application for through wiring

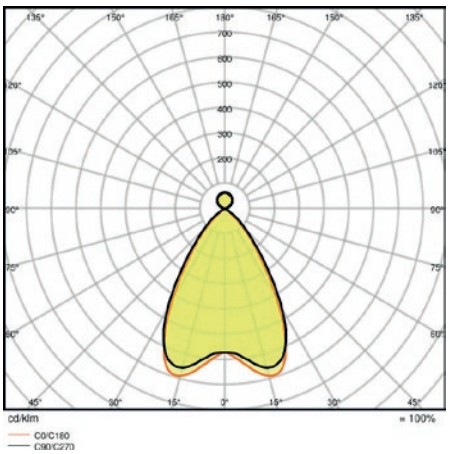

LINEAR IndiviLED SUSPENSION KIT

Suspension kit



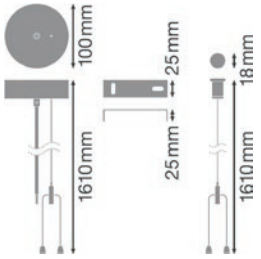

	Product name	GTIN (EAN)	⌀ d [mm]	h [mm]	COLOR	
NEW	LN INDV Suspension Kit	4058075133280	100	25	White	4

PRODUCT FEATURES

- Complete suspension kit (ceiling connection box, connector, 2 suspension wires and transparent cable)
- Push fit terminal for a quick and easy electrical connection
- Adjustable steel wires, maximum lenght each: 1.5 m
- Ceiling connection box, color as luminaire, powder coated steel, with push fit terminal

PRODUCT BENEFITS

- Complete suspension kit for easy and quick mounting of one luminaire
- Wire length adjustable thanks to quick-release clamp

LINEAR IndiviLED DALI SUSPENSON KIT

Suspension kit for DALI pendant luminaire



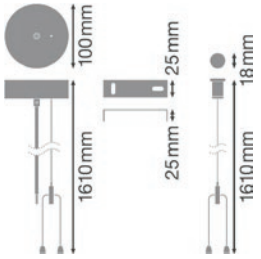

	Product name	GTIN (EAN)	⌀ d [mm]	h [mm]	COLOR	
NEW	LN INDV DALI Suspension Kit	4058075133303	100	25	White	4

PRODUCT FEATURES

- Complete suspension kit (ceiling connection box, connector, 2 suspension wires and transparent cable)
- Push fit terminal for a quick and easy electrical connection
- Adjustable steel wires, maximum lenght each: 1.5 m
- Ceiling connection box, color as luminaire, powder coated steel, with push fit terminal
- Connection with 5-pin double plug terminal

PRODUCT BENEFITS

- Complete suspension kit for easy and quick mounting of one luminaire
- Wire length adjustable thanks to quick-release clamp

LEDVANCE

LINEAR IndiviLED SUSPENSION WIRE

Suspension wire





	Product name	GTIN (EAN)	l [mm]	b [mm]	h [mm]	COLOR	
NEW	LN INDV Suspension Wire	4058075133327	1610	1	1	Steel	0

PRODUCT FEATURES

- Steel wire additionally for pendant light line mounting with quick release
- Adjustable steel wires, maximum lenght each: 1.5 m

PRODUCT BENEFITS

- Accessory steel wire for suspended mounting of light lines
- Wire length adjustable thanks to quick-release clamp

LEDVANCE

LINEAR IndiviLED LIGHT LINE CONNECTOR

Mechanical connector for light line installation



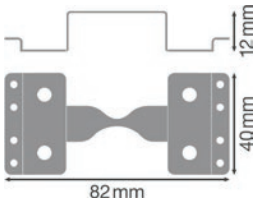

	Product name	GTIN (EAN)	l [mm]	b [mm]	h [mm]	COLOR	
NEW	LN INDV Lightline Connector	4058075133341	82	40	12	Steel	0

PRODUCT FEATURES

- Mechanical H connector made of steel with screws for light line connection

PRODUCT BENEFITS

- Easy and quick connection of luminaires for light line installations
- Very solid connector for long operation

LEDVANCE

LINEAR IndiviLED THROUGH-WIRING CABLE KIT

Cable and plug set for light line installation



1

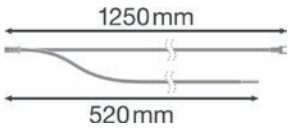

2

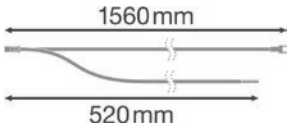

3

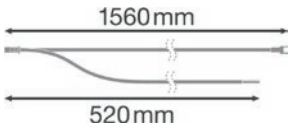

4

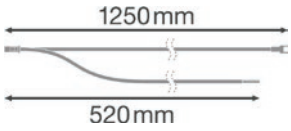

	Product name	GTIN (EAN)	l [mm]	b [mm]	h [mm]	COLOR		No.
NEW	LN INDV 1500 Through Wiring Cable Kit	4058075133365	32	20	7	Yellow	0	3
NEW	LN INDV DALI 1500 Through Wiring Cable Kit	4058075157996	32	13	7	Yellow	0	2
NEW	LN INDV DALI 1200 Through Wiring Cable Kit	4058075158016	32	13	7	Yellow	0	1
NEW	LN INDV 1200 Through Wiring Cable Kit	4058075158030	32	20	7	Yellow	0	4

PRODUCT FEATURES

- Through wiring cable kit for light lines (3 x 1.5 mm² wire with AC plug, length: 1.2 m or 1.5 m)
- Light line connection cable with AC plug
- Through wiring cable kit for DALi (2 x 0.5 mm² wire with AC plug, length: 1.2 m or 1.5 m)

PRODUCT BENEFITS

- Easy and quick electrical connection for light line installation
- Through wire connection with AC plug

LEDVANCE

LINEAR ULTRA OUTPUT
Surface luminaire with high luminous flux



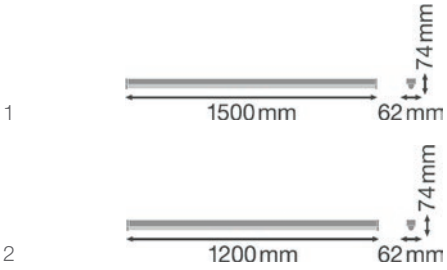

	Product name	GTIN (EAN)	W	V	λ	lm	lm/W	K	Ra	
NEW	LN UO 1500 30 W 3000 K	4058075122185	30	220…240	> 0.90	3500	115	3000	≥80	110
NEW	LN UO 1500 30 W 4000 K	4058075122208	30	220…240	> 0.90	3800	125	4000	≥80	110
NEW	LN UO 1200 33 W 3000 K	4058075122147	33	220…240	> 0.90	3700	110	3000	≥80	110
NEW	LN UO 1200 33 W 4000 K	4058075122161	33	220…240	> 0.90	4000	120	4000	≥80	110
NEW	LN UO 1500 46 W 3000 K	4058075122222	46	220…240	> 0.90	5000	110	3000	≥80	110
NEW	LN UO 1500 46 W 4000 K	4058075122246	46	220…240	> 0.90	5500	120	4000	≥80	110
NEW	LN UO 1500 60 W 3000 K	4058075122260	60	220…240	> 0.90	6600	110	3000	≥80	110
NEW	LN UO 1500 60 W 4000 K	4058075122284	60	220…240	> 0.90	7100	120	4000	≥80	110

	Product name	t[h]	IP	PROTECTION CLASS	l [mm]	b [mm]	h [mm]	COLOR		No.
NEW	LN UO 1500 30 W 3000 K	50000	IP20	IK08	1458	62	74	White	6	1
NEW	LN UO 1500 30 W 4000 K	50000	IP20	IK08	1458	62	74	White	6	1
NEW	LN UO 1200 33 W 3000 K	50000	IP20	IK08	1168	62	74	White	6	2
NEW	LN UO 1200 33 W 4000 K	50000	IP20	IK08	1168	62	74	White	6	2
NEW	LN UO 1500 46 W 3000 K	50000	IP20	IK08	1458	62	74	White	6	1
NEW	LN UO 1500 46 W 4000 K	50000	IP20	IK08	1458	62	74	White	6	1
NEW	LN UO 1500 60 W 3000 K	50000	IP20	IK08	1458	62	74	White	6	1
NEW	LN UO 1500 60 W 4000 K	50000	IP20	IK08	1458	62	74	White	6	1

PRODUCT FEATURES

- Versions with luminous flux between 3500 and 7100 lm available
- Very high luminous efficacy: up to 125 lm/W
- Robust metal housing and PC diffusor
- Wiring at back side of luminaire
- Through wiring possible

PRODUCT BENEFITS

- Replacement of conventional T8 luminaires with up to 7100 lm
- Energy savings up to 60 % (compared to luminaires that use fluorescent lamps)
- Robust structure with IK08
- Optional reflector accessory and multiple wiring possibilities for flexible applications
- 5 years guarantee

AREAS OF APPLICATION

- Direct replacement for luminaires with fluorescent lamps
- Indoor applications
- Industrial and commercial halls
- Public areas
- Corridors, stairwells, basements
- Garages

EQUIPMENT / ACCESSORIES

- Reflector for high ceilings or asymmetric light emission available (1500 mm version)
- Mounting screws and dowels included
- Internal threaded rod and screw for locking the housing included

REFERENCES / LINKS

For Guarantee see www.ledvance.com/guarantee

LEDVANCE

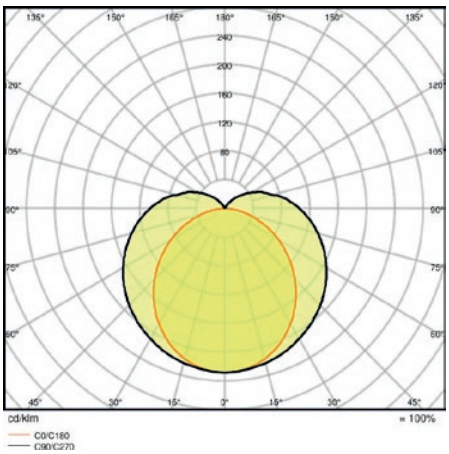
135°
150°
165°
180°
165°
150°
135°
240
200
160
120
80
120°
105°
90°
75°
60°
45°
30°
15°
0°
15°
30°
45°
cd/klm
= 100%
C0/C180
C90/C270

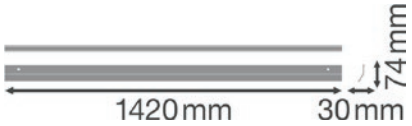

	Product name	GTIN (EAN)	l [mm]	b [mm]	h [mm]	COLOR	
NEW	LN UO 1500 REFLECTOR	4058075133389	1420	66	20	White	12

PRODUCT FEATURES

- Reflector for symmetric (both sides) or asymmetric (one side) mounting

PRODUCT BENEFITS

- Symmetric and asymmetric light distribution possible with one reflector
- Allows a symmetric light distribution with beam angle 80°

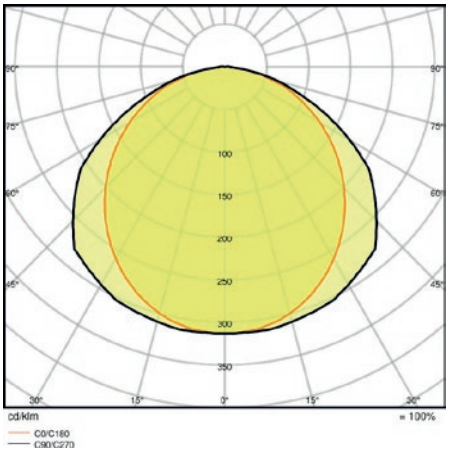

LINEAR COMPACT SWITCH

Compact single or light line luminaire with switch



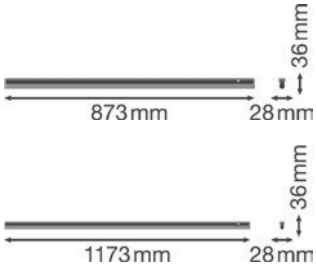

	Product name	GTIN (EAN)	W	V	λ	lm	lm/W	K	Ra	
NEW	LN COMP SWITCH 300 4 W 3000 K	4058075106079	4	220…240	>0.5	400	100	3000	>80	140
NEW	LN COMP SWITCH 300 4 W 4000 K	4058075106093	4	220…240	>0.5	450	110	4000	>80	140
NEW	LN COMP SWITCH 600 8 W 3000 K	4058075106116	8	220…240	>0.5	800	100	3000	>80	140
NEW	LN COMP SWITCH 600 8 W 4000 K	4058075106130	8	220…240	>0.5	800	100	4000	>80	140
NEW	LN COMP SWITCH 900 12 W 3000 K	4058075106192	12	220…240	>0.5	1200	100	3000	>80	140
NEW	LN COMP SWITCH 900 12 W 4000 K	4058075106215	12	220…240	>0.5	1200	100	4000	>80	140
NEW	LN COMP SWITCH 1200 14 W 3000 K	4058075106154	14	220…240	>0.5	1400	100	3000	>80	140
NEW	LN COMP SWITCH 1200 14 W 4000 K	4058075106178	14	220…240	>0.5	1500	100	4000	>80	140

	Product name	t [h]	IP	PROTECTION CLASS	l [mm]	b [mm]	h [mm]	COLOR		No.
NEW	LN COMP SWITCH 300 4 W 3000 K	50000	IP20	IK03	313	28	36	White	25	4
NEW	LN COMP SWITCH 300 4 W 4000 K	50000	IP20	IK03	313	28	36	White	25	4
NEW	LN COMP SWITCH 600 8 W 3000 K	50000	IP20	IK03	573	28	36	White	25	3
NEW	LN COMP SWITCH 600 8 W 4000 K	50000	IP20	IK03	573	28	36	White	25	3
NEW	LN COMP SWITCH 900 12 W 3000 K	50000	IP20	IK03	873	28	36	White	25	1
NEW	LN COMP SWITCH 900 12 W 4000 K	50000	IP20	IK03	873	28	36	White	25	1
NEW	LN COMP SWITCH 1200 14 W 3000 K	50000	IP20	IK03	1173	28	36	White	25	2
NEW	LN COMP SWITCH 1200 14 W 4000 K	50000	IP20	IK03	1173	28	36	White	25	2

PRODUCT FEATURES

- Built-in switch
- Up to 10 luminaires connectable
- Translucent end caps
- Versions with luminous flux 400…1500 lm available
- 4 different lengths available
- High luminous efficacy: up to 110 lm/W
- Glow Wire Test according to IEC 60695-2-12: 850 °C

PRODUCT BENEFITS

- Compact dimensions
- Little space required thanks to compact dimensions
- Seamless connection of up to 10 luminaires in a line
- Handy switch directly installed on the luminaire
- Low flicker light thanks to special electronic control gear
- Flexible installation in 2 different angles with 2 different mounting options
- Flexible application due to a wide range of available lengths of 300 to 1200 mm.
- Angled connection possible with included cable

AREAS OF APPLICATION

- Direct replacement for luminaires with fluorescent lamps
- Indoor applications
- Corridors, entrance areas, stairwells, living rooms, basements
- Accent lighting
- Public areas
- Cove lighting
- Shelves, furniture integration or under cabinet mounting
- Seamless linear lighting

EQUIPMENT / ACCESSORIES

- All required accessories included

REFERENCES / LINKS

For Guarantee see www.ledvance.com/guarantee

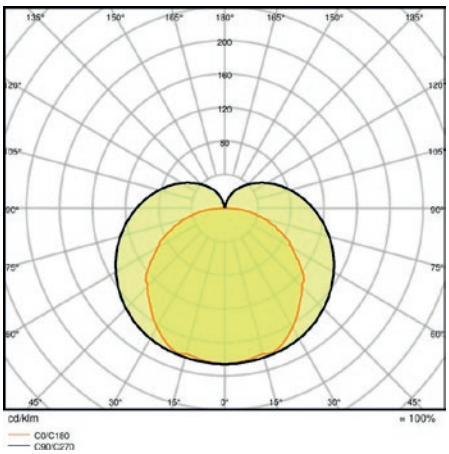
cd/klm
= 100%
C0/C180
C90/C270

LINEAR COMPACT HIGH OUTPUT

Compact single or light line luminaire with high luminous flux



1



2



3

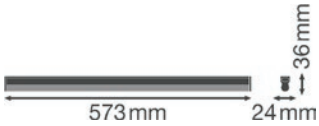

4

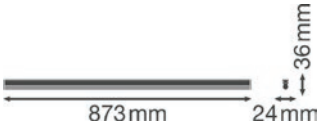

	Product name	GTIN (EAN)	W	V	λ	lm	lm/W	K	Ra	
NEW	LN COMP HO 600 10 W 3000 K	4058075106277	10	220…240	>0.5	1000	100	3000	>80	140
NEW	LN COMP HO 600 10 W 4000 K	4058075106291	10	220…240	>0.5	1000	100	4000	>80	140
NEW	LN COMP HO 900 15 W 3000 K	4058075106239	15	220…240	>0.5	1500	100	3000	>80	140
NEW	LN COMP HO 900 15 W 4000 K	4058075106253	15	220…240	>0.5	1500	100	4000	>80	140
NEW	LN COMP HO 1200 20 W 3000 K	4058075106314	20	220…240	>0.5	2000	100	3000	>80	140
NEW	LN COMP HO 1200 20 W 4000 K	4058075106338	20	220…240	>0.5	2000	100	4000	>80	140
NEW	LN COMP HO 1500 25 W 3000 K	4058075106352	25	220…240	>0.90	2500	100	3000	>80	140
NEW	LN COMP HO 1500 25 W 4000 K	4058075106376	25	220…240	>0.90	2500	100	4000	>80	140

	Product name	t [h]	IP	PROTECTION CLASS	l [mm]	b [mm]	h [mm]	COLOR		No.
NEW	LN COMP HO 600 10 W 3000 K	50000	IP20	IK03	573	24	36	White	25	3
NEW	LN COMP HO 600 10 W 4000 K	50000	IP20	IK03	573	24	36	White	25	3
NEW	LN COMP HO 900 15 W 3000 K	50000	IP20	IK03	873	24	36	White	25	4
NEW	LN COMP HO 900 15 W 4000 K	50000	IP20	IK03	873	24	36	White	25	4
NEW	LN COMP HO 1200 20 W 3000 K	50000	IP20	IK03	1173	24	36	White	25	2
NEW	LN COMP HO 1200 20 W 4000 K		IP20	IK03	1173	24	36	White	25	2
NEW	LN COMP HO 1500 25 W 3000 K	50000	IP20	IK03	1473	24	36	White	25	1
NEW	LN COMP HO 1500 25 W 4000 K		IP20	IK03	1473	24	36	White	25	1

LINEAR COMPACT HIGH OUTPUT

Compact single or light line luminaire with high luminous flux

PRODUCT FEATURES

- Replacement for traditional T8 or T5 luminaires
- Up to 10 luminaires connectable
- Translucent end caps
- Linear Compact Batten connectable at the beginning of the row with wiring on back side
- Versions with luminous flux 1000…2500 lm available
- 4 different lengths available
- High luminous efficacy: up to 100 lm/W
- Glow Wire Test according to IEC 60695-2-12: 850 °C

PRODUCT BENEFITS

- Compact dimensions
- Little space required thanks to compact dimensions
- Seamless connection of up to 10 luminaires in a line
- High lumen output up to 2500 lm
- Seamless connection without visible cables when connected to Linear Compact Batten
- Low flicker light thanks to special electronic control gear
- Angled connection possible with included cable
- Flexible installation in 2 different angles with 2 different mounting options
- Flexible application due to a wide range of available lengths of 600 to 1500 mm
- 5 years guarantee

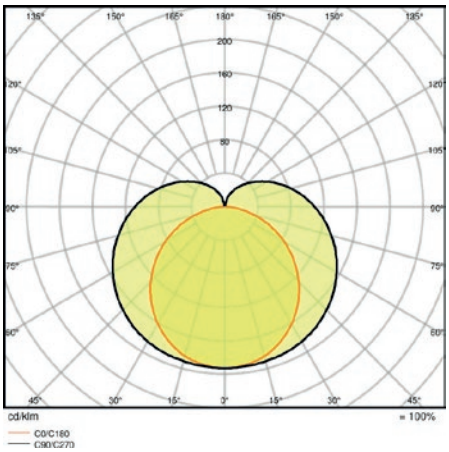

AREAS OF APPLICATION

- Direct replacement for luminaires with fluorescent lamps
- Indoor applications
- Corridors, entrance areas, stairwells, living rooms, basements
- Accent lighting
- Public areas
- Cove lighting
- Shelves, furniture integration or under cabinet mounting
- Seamless linear lighting

EQUIPMENT / ACCESSORIES

- All required accessories included

REFERENCES / LINKS

For Guarantee see www.ledvance.com/guarantee

LINEAR COMPACT BATTEN

Compact luminaires with a wiring on the back side



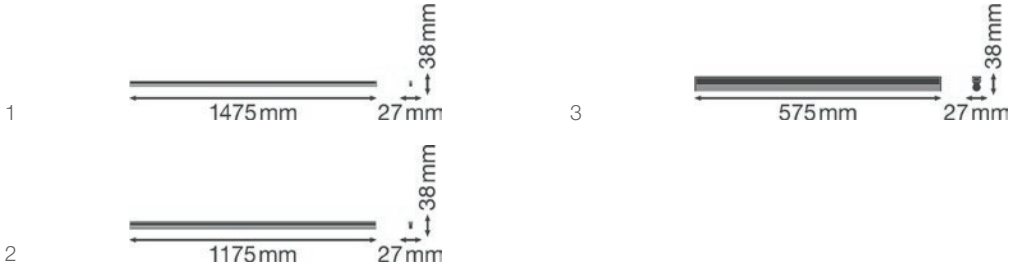

	Product name	GTIN (EAN)	W	V	λ	lm	lm/W	K	Ra	
NEW	LN COMP Batten 600 10 W 3000 K	4058075099692	10	220…240	> 0.5	1000	100	3000	>80	140
NEW	LN COMP Batten 600 10 W 4000 K	4058075099715	10	220…240	> 0.5	1000	100	4000	>80	140
NEW	LN COMP Batten 1200 20 W 3000 K	4058075099739	20	220…240	> 0.5	2000	100	3000	>80	140
NEW	LN COMP Batten 1200 20 W 4000 K	4058075099753	20	220…240	> 0.5	2000	100	4000	>80	140
NEW	LN COMP Batten 1500 25 W 3000 K	4058075099777	25	220…240	>0.90	2500	100	3000	>80	140
NEW	LN COMP Batten 1500 25 W 4000 K	4058075099791	25	220…240	>0.90	2500	100	4000	>80	140

	Product name	t[h]	IP	PROTECTION CLASS	l [mm]	b [mm]	h [mm]	COLOR		No.
NEW	LN COMP Batten 600 10 W 3000 K	50000	IP20	IK03	575	27	38	White	25	3
NEW	LN COMP Batten 600 10 W 4000 K	50000	IP20	IK03	575	27	38	White	25	3
NEW	LN COMP Batten 1200 20 W 3000 K	50000	IP20	IK03	1175	27	38	White	25	2
NEW	LN COMP Batten 1200 20 W 4000 K	50000	IP20	IK03	1175	27	38	White	25	2
NEW	LN COMP Batten 1500 25 W 3000 K	50000	IP20	IK03	1475	27	38	White	25	1
NEW	LN COMP Batten 1500 25 W 4000 K	50000	IP20	IK03	1475	27	38	White	25	1

PRODUCT FEATURES

- Replacement for traditional T8 luminaires
- Wiring at back side of luminaire
- Translucent end caps
- Connectible at the beginning of a light line with Linear Compact High Output luminaire
- Versions with luminous flux 1000…2500 lm available
- 3 different lengths available
- High luminous efficacy: up to 100 lm/W
- Glow Wire Test according to IEC 60695-2-12: 850 °C

PRODUCT BENEFITS

- Compact dimensions
- Little space required thanks to compact dimensions
- Seamless connection without visible cables when connected to Linear Compact Batten
- High lumen output up to 2500 lm
- Flexible application due to a wide range of available lengths of 600 to 1500 mm
- Low flicker light thanks to special electronic control gear
- 5 years guarantee

AREAS OF APPLICATION

- Direct replacement for luminaires with fluorescent lamps
- Indoor applications
- Corridors, entrance areas, stairwells, living rooms, basements
- Accent lighting
- Public areas
- Cove lighting
- Shelves, furniture integration or under cabinet mounting
- Seamless linear lighting

EQUIPMENT / ACCESSORIES

- All required accessories included

REFERENCES / LINKS

For Guarantee see www.ledvance.com/guarantee

LEDVANCE

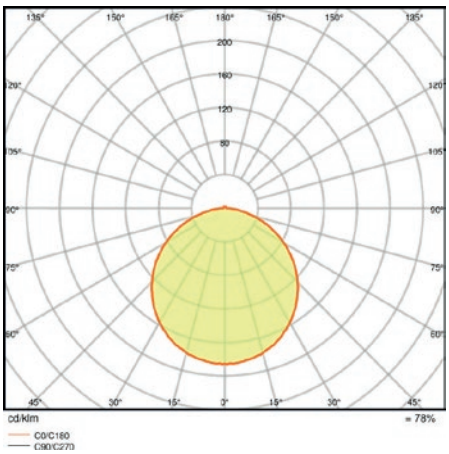
135°
150°
165°
180°
165°
150°
135°
200
160
120
80
120°
105°
90°
75°
60°
45°
30°
15°
0°
15°
30°
45°
cd/klm
= 78%
C0/C180
C90/C270

LINEAR HOUSING T8 LED
Metal housing for T8 LED tubes



1
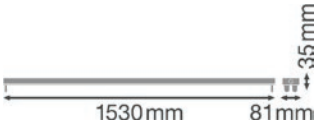

2
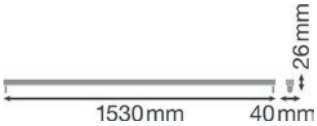

3
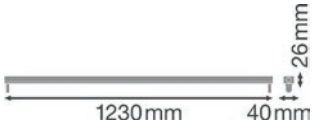

4
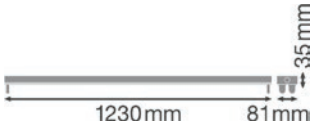

	Product name	GTIN (EAN)	V	IP	l [mm]	b [mm]	h [mm]	COLOR		No.
NEW	LN HOUSING 1200 1xTUBE	4058075144408	220…240	IP20	1234	50	66	White	12	3
NEW	LN HOUSING 1200 2xTUBE	4058075144422	220…240	IP20	1234	83	66	White	9	4
NEW	LN HOUSING 1500 1xTUBE	4058075144446	220…240	IP20	1532	50	66	White	12	2
NEW	LN HOUSING 1500 2xTUBE	4058075144460	220…240	IP20	1532	83	66	White	9	1

PRODUCT FEATURES

- Metal housing for T8 LED tubes (G13 base)
- 230 V line voltage operation
- Versions for one or two lamps available
- Through-wiring possible
- Connection via included push terminal

PRODUCT BENEFITS

- Easy and flexible exchangability of T8 LED tubes
- No risk of failure resulting from confused poles of LED tubes
- Electrical connection on backside or via through wiring
- Easy connection thanks to push terminal
- Little space required thanks to compact dimensions



	Product name	GTIN (EAN)	W	V	λ	lm	lm/W	K	Ra	∠°
NEW	TruSys W 53 W 3000 K IP20 SI	4058075100459	53	220…240	≥0.95	6600	125	3000	≥80	105
NEW	TruSys W 53 W 6500 K SI	4058075100497	53	220…240	≥0.95	6900	130	6500	≥80	105
NEW	TruSys W 53 W 4000 K SI	4058075100473	53	220…240	≥0.95	7200	135	4000	≥80	105

	Product name	t[h]	IP	PROTECTION CLASS	l [mm]	b [mm]	h [mm]	COLOR	
NEW	TruSys W 53 W 3000 K IP20 SI		IP20	IK07	1534	71	53	Silver	3
NEW	TruSys W 53 W 6500 K SI	75000	IP20	IK07	1534	71	53	Silver	3
NEW	TruSys W 53 W 4000 K SI	75000	IP20	IK07	1534	71	53	Silver	3

PRODUCT FEATURES

- Beam angle: 105°
- Luminous efficacy: up to 135 lm/W
- Fixed energy taps for electrical connection
- High-quality aluminum casing
- Type of protection: IP20
- Follows the unified LEDVANCE design language (SCALE design)

PRODUCT BENEFITS

- Innovative optical design with a rod lense-technology over the entire length of the luminaire
- Internal holders prevent the luminaire from falling while being mounted
- Easy electrical and mechanical connection to the energy rail via snap-in mounting
- Homogenous light distribution
- Clean look as mouting brackets are not visible when mounted
- Plug-and-play system allows easy installation
- High-value design
- Rows of up to 81 luminaires and a overall length of 124 m possible
- Energy savings of up to 65 % compared to luminaires with 2 x 80 W T5 lamps

AREAS OF APPLICATION

- Direct replacement for luminaires with compact fluorescent lamps
- Industry halls, high rack warehouse, garages, hardware stores
- Discounters, supermarkets

EQUIPMENT / ACCESSORIES

- Energy rail with fixed integrated 5-pole cable

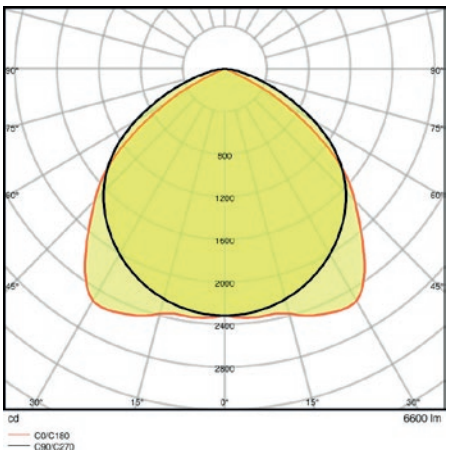
90°
75°
60°
45°
500
1200
1600
2000
2400
2800
30°
15°
0°
15°
30°
cd
6600 lm
C0/C180
C90/C270

TruSys NARROW
Luminaire inserts with narrow light distribution



	Product name	GTIN (EAN)	W	V	λ	lm	lm/W	K	Ra	
NEW	TruSys NFL 53 W 3000 K SI	4058075100510	53	220…240	≥0.95	6200	115	3000	≥80	25
NEW	TruSys NFL 53 W 6500 K SI	4058075100558	53	220…240	≥0.95	6500	125	6500	≥80	25
NEW	TruSys NFL 53 W 4000 K SI	4058075100534	53	220…240	≥0.95	6700	125	4000	≥80	25

	Product name	t[h]	IP	PROTECTION CLASS	l [mm]	b [mm]	h [mm]	COLOR	
NEW	TruSys NFL 53 W 3000 K SI	75000	IP20	IK07	1534	71	53	Silver	3
NEW	TruSys NFL 53 W 6500 K SI	75000	IP20	IK07	1534	71	53	Silver	3
NEW	TruSys NFL 53 W 4000 K SI	75000	IP20	IK07	1534	71	53	Silver	3

PRODUCT FEATURES

- Narrow beam angle: 25°
- Luminous efficacy: up to 135 lm/W
- Fixed energy taps for electrical connection
- High-quality aluminum casing
- Type of protection: IP20
- Follows the unified LEDVANCE design language (SCALE design)

PRODUCT BENEFITS

- Innovative optical design with a rod lense-technology over the entire length of the luminaire
- Internal holders prevent the luminaire from falling while being mounted
- Easy electrical and mechanical connection to the energy rail via snap-in mounting
- Narrow-beam light distribution for application in rooms with high ceilings
- Clean look as mouting brackets are not visible when mounted
- Plug-and-play system allows easy installation
- High-value design
- Rows of up to 81 luminaires and a overall length of 124 m possible
- Energy savings of up to 65 % compared to luminaires with 2 x 80 W T5 lamps

AREAS OF APPLICATION

- Direct replacement for luminaires with compact fluorescent lamps
- Industry halls, high rack warehouse, garages, hardware stores
- Discounters, supermarkets

EQUIPMENT / ACCESSORIES

- Energy rail with fixed integrated 5-pole cable

LEDVANCE

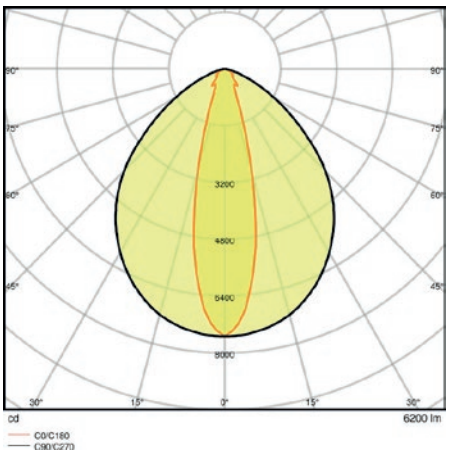
90°
75°
60°
45°
3200
4800
6400
8000
30°
15°
0°
cd
6200 lm
C0/C180
C90/C270

TruSys WALLWASHER
Luminaire inserts with asymmetrical light distribution



	Product name	GTIN (EAN)	W	V	λ	lm	lm/W	K	Ra	°
NEW	TruSys WW 53 W 3000 K SI	4058075100572	53	220…240	≥0.95	5700	110	3000	≥80	45
NEW	TruSys WW 53 W 6500 K SI	4058075100619	53	220…240	≥0.95	6100	115	6500	≥80	45
NEW	TruSys WW 53 W 4000 K SI	4058075100596	53	220…240	≥0.95	6300	120	4000	≥80	45

	Product name	t [h]	IP	PROTECTION CLASS	l [mm]	b [mm]	h [mm]	COLOR	
NEW	TruSys WW 53 W 3000 K SI	75000	IP20	IK07	1534	71	53	Silver	3
NEW	TruSys WW 53 W 6500 K SI	75000	IP20	IK07	1534	71	53	Silver	3
NEW	TruSys WW 53 W 4000 K SI	75000	IP20	IK07	1534	71	53	Silver	3

PRODUCT FEATURES

- Asymmetric wallwasher light distribution with beam angle 45°
- Luminous efficacy: up to 135 lm/W
- Fixed energy taps for electrical connection
- High-quality aluminum casing
- Type of protection: IP20
- Follows the unified LEDVANCE design language (SCALE design)

PRODUCT BENEFITS

- Innovative optical design with a rod lense-technology over the entire length of the luminaire
- Internal holders prevent the luminaire from falling while being mounted
- Easy electrical and mechanical connection to the energy rail via snap-in mounting
- Single directional light distribution for lighting and accentuation of walls or advertisements
- Clean look as mouting brackets are not visible when mounted
- Plug-and-play system allows easy installation
- High-value design
- Rows of up to 81 luminaires and a overall length of 124 m possible
- Energy savings of up to 65 % compared to luminaires with 2 x 80 W T5 lamps

AREAS OF APPLICATION

- Direct replacement for luminaires with compact fluorescent lamps
- Discounters, supermarkets

EQUIPMENT / ACCESSORIES

- Energy rail with fixed integrated 5-pole cable

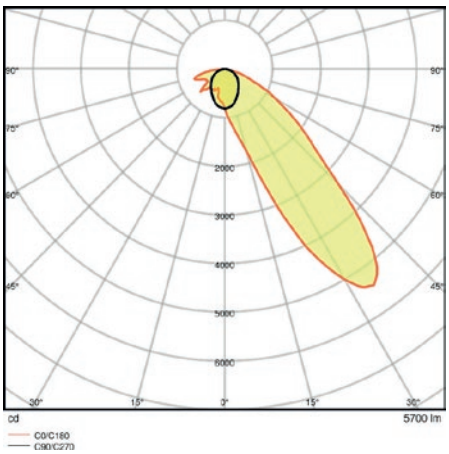
90°
75°
60°
45°
2000
3000
4000
5000
6000
30°
15°
0°
15°
30°
cd
5700 lm
C0/C180
C90/C270

TruSys DOUBLE ASYMMETRIC

Luminaire inserts with double asymmetrical light distribution



	Product name	GTIN (EAN)	W	V	λ	lm	lm/W	K	Ra	
NEW	TruSys DA 53 W 3000 K SI	4058075100633	53	220…240	≥0.95	6400	120	3000	≥80	2 x 35
NEW	TruSys DA 53 W 6500 K SI	4058075100671	53	220…240	≥0.95	6700	125	6500	≥80	2 x 35
NEW	TruSys DA 53 W 4000 K SI	4058075100657	53	220…240	≥0.95	6900	130	4000	≥80	2 x 35

	Product name	t[h]	IP	PROTECTION CLASS	l [mm]	b [mm]	h [mm]	COLOR	
NEW	TruSys DA 53 W 3000 K SI	75000	IP20	IK07	1534	71	53	Silver	3
NEW	TruSys DA 53 W 6500 K SI	75000	IP20	IK07	1534	71	53	Silver	3
NEW	TruSys DA 53 W 4000 K SI	75000	IP20	IK07	1534	71	53	Silver	3

PRODUCT FEATURES

- Double asymmetric wallwasher light distribution with beam angle 2x 35°
- Luminous efficacy: up to 135 lm/W
- Fixed energy taps for electrical connection
- High-quality aluminum casing
- Type of protection: IP20
- Follows the unified LEDVANCE design language (SCALE design)

PRODUCT BENEFITS

- Innovative optical design with a rod lense-technology over the entire length of the luminaire
- Internal holders prevent the luminaire from falling while being mounted
- Easy electrical and mechanical connection to the energy rail via snap-in mounting
- Bidirectional light distribution for lighting and accentuation of shelves
- Clean look as mouting brackets are not visible when mounted
- Plug-and-play system allows easy installation
- High-value design
- Rows of up to 81 luminaires and a overall length of 124 m possible
- Energy savings of up to 65 % compared to luminaires with 2 x 80 W T5 lamps

AREAS OF APPLICATION

- Direct replacement for luminaires with compact fluorescent lamps
- Discounters, supermarkets

EQUIPMENT / ACCESSORIES

- Energy rail with fixed integrated 5-pole cable

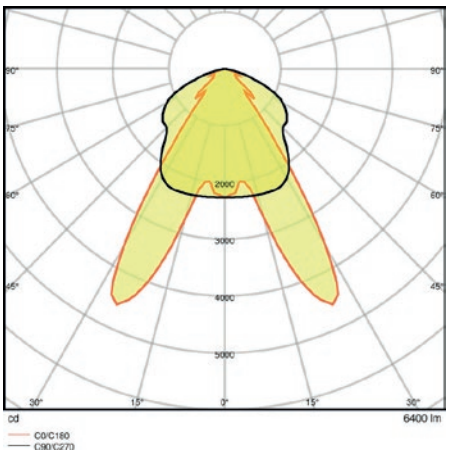
90°
75°
60°
45°
2000
3000
4000
5000
30°
15°
0°
15°
30°
cd
6400 lm
C0/C180
C90/C270

TruSys DALI WIDE

Luminaire inserts with wide light distribution and DALI interface



	Product name	GTIN (EAN)	W	V	λ	lm	lm/W	K	Ra	∠°
NEW	TruSys DALI W 53 W 3000 K SI	4058075102460	53	220…240	≥0.95	6600	125	3000	≥80	105
NEW	TruSys DALI W 53 W 6500 K SI	4058075102507	53	220…240	≥0.95	6900	130	6500	≥80	105
NEW	TruSys DALI W 53 W 4000 K SI	4058075102484	53	220…240	≥0.95	7200	135	4000	≥80	105

	Product name	t[h]	IP	PROTECTION CLASS	l [mm]	b [mm]	h [mm]	COLOR	
NEW	TruSys DALI W 53 W 3000 K SI	75000	IP20	IK07	1534	71	53	Silver	3
NEW	TruSys DALI W 53 W 6500 K SI	75000	IP20	IK07	1534	71	53	Silver	3
NEW	TruSys DALI W 53 W 4000 K SI	75000	IP20	IK07	1534	71	53	Silver	3

PRODUCT FEATURES

- DALI control gear integrated
- Beam angle: 105°
- Luminous efficacy: up to 135 lm/W
- Fixed energy taps for electrical connection
- High-quality aluminum casing
- Type of protection: IP20
- Follows the unified LEDVANCE design language (SCALE design)

PRODUCT BENEFITS

- Innovative optical design with a rod lense-technology over the entire length of the luminaire
- Internal holders prevent the luminaire from falling while being mounted
- Easy electrical and mechanical connection to the energy rail via snap-in mounting
- Homogenous light distribution
- Clean look as mouting brackets are not visible when mounted
- Plug-and-play system allows easy installation
- High-value design
- Rows of up to 99 luminaires and a overall length of 151 m possible
- Energy savings of up to 65 % compared to luminaires with 2 x 80 W T5 lamps

AREAS OF APPLICATION

- Direct replacement for luminaires with compact fluorescent lamps
- Industry halls, high rack warehouse, garages, hardware stores
- Discounters, supermarkets

EQUIPMENT / ACCESSORIES

- Energy rail with fixed integrated 7-pole cable

LEDVANCE

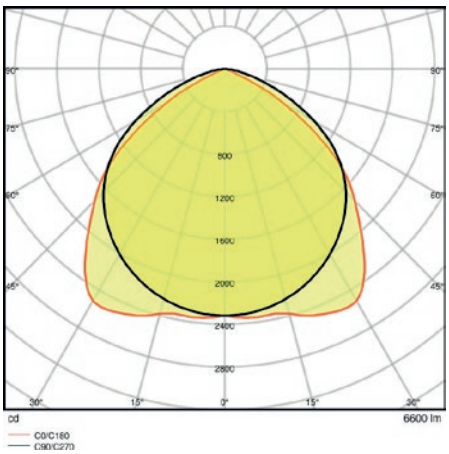
90°
75°
60°
45°
500
1200
1600
2000
2400
2800
30°
15°
0°
15°
30°
cd
6600 lm
C0/C180
C90/C270



	Product name	GTIN (EAN)	W	V	λ	lm	lm/W	K	Ra	°
NEW	TruSys DALI NFL 53 W 3000 K SI	4058075102521	53	220…240	≥0.95	6200	115	3000	≥80	25
NEW	TruSys DALI NFL 53 W 6500 K SI	4058075102569	53	220…240	≥0.95	6500	125	6500	≥80	25
NEW	TruSys DALI NFL 53 W 4000 K SI	4058075102545	53	220…240	≥0.95	6700	125	4000	≥80	25

	Product name	t [h]	IP	PROTECTION CLASS	l [mm]	b [mm]	h [mm]	COLOR	
NEW	TruSys DALI NFL 53 W 3000 K SI	75000	IP20	IK07	1534	71	53	Silver	3
NEW	TruSys DALI NFL 53 W 6500 K SI	75000	IP20	IK07	1534	71	53	Silver	3
NEW	TruSys DALI NFL 53 W 4000 K SI	75000	IP20	IK07	1534	71	53	Silver	3

PRODUCT FEATURES

- DALI control gear integrated
- Narrow beam angle: 25°
- Luminous efficacy: up to 135 lm/W
- Fixed energy taps for electrical connection
- High-quality aluminum casing
- Type of protection: IP20
- Follows the unified LEDVANCE design language (SCALE design)

PRODUCT BENEFITS

- Innovative optical design with a rod lense-technology over the entire length of the luminaire
- Internal holders prevent the luminaire from falling while being mounted
- Easy electrical and mechanical connection to the energy rail via snap-in mounting
- Narrow-beam light distribution for application in rooms with high ceilings
- Clean look as mouting brackets are not visible when mounted
- Plug-and-play system allows easy installation
- High-value design
- Rows of up to 99 luminaires and a overall length of 151 m possible
- Energy savings of up to 65 % compared to luminaires with 2 x 80 W T5 lamps

AREAS OF APPLICATION

- Direct replacement for luminaires with compact fluorescent lamps
- Industry halls, high rack warehouse, garages, hardware stores
- Discounters, supermarkets

EQUIPMENT / ACCESSORIES

- Energy rail with fixed integrated 7-pole cable

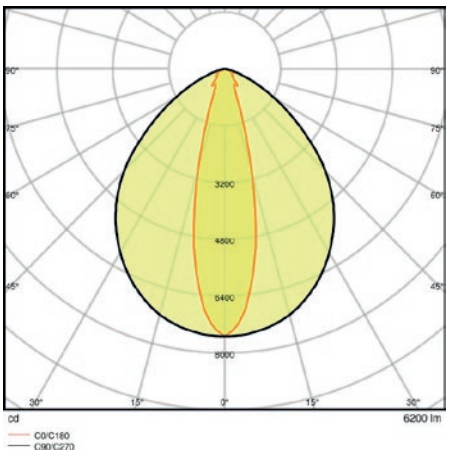
90°
75°
60°
45°
3200
4800
6400
8000
30°
15°
0°
15°
30°
cd
6200 lm
C0/C180
C90/C270

TruSys DALI WALLWASHER

Luminaire inserts with asymmetrical light distribution and DALI interface



	Product name	GTIN (EAN)	W	V	λ	lm	lm/W	K	Ra	°
NEW	TruSys DALI WW 53 W 3000 K SI	4058075102583	53	220…240	≥0.95	5700	110	3000	≥80	45
NEW	TruSys DALI WW 53 W 6500 K SI	4058075102620	53	220…240	≥0.95	6100	115	6500	≥80	45
NEW	TruSys DALI WW 53 W 4000 K SI	4058075102606	53	220…240	≥0.95	6300	120	4000	≥80	45

	Product name	t [h]	IP	PROTECTION CLASS	l [mm]	b [mm]	h [mm]	COLOR	
NEW	TruSys DALI WW 53 W 3000 K SI	75000	IP20	IK07	1534	71	53	Silver	3
NEW	TruSys DALI WW 53 W 6500 K SI	75000	IP20	IK07	1534	71	53	Silver	3
NEW	TruSys DALI WW 53 W 4000 K SI	75000	IP20	IK07	1534	71	53	Silver	3

PRODUCT FEATURES

- DALI control gear integrated
- Asymmetric wallwasher light distribution with beam angle 45°
- Luminous efficacy: up to 135 lm/W
- Fixed energy taps for electrical connection
- High-quality aluminum casing
- Type of protection: IP20
- Follows the unified LEDVANCE design language (SCALE design)

PRODUCT BENEFITS

- Innovative optical design with a rod lense-technology over the entire length of the luminaire
- Internal holders prevent the luminaire from falling while being mounted
- Easy electrical and mechanical connection to the energy rail via snap-in mounting
- Single directional light distribution for lighting and accentuation of walls or advertisements
- Clean look as mouting brackets are not visible when mounted
- Plug-and-play system allows easy installation
- High-value design
- Rows of up to 99 luminaires and a overall length of 151 m possible
- Energy savings of up to 65 % compared to luminaires with 2 x 80 W T5 lamps

AREAS OF APPLICATION

- Direct replacement for luminaires with compact fluorescent lamps
- Discounters, supermarkets

EQUIPMENT / ACCESSORIES

- Energy rail with fixed integrated 7-pole cable

LEDVANCE

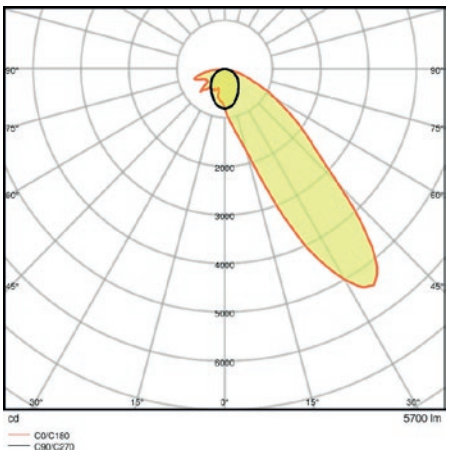
90°
75°
60°
45°
2000
3000
4000
5000
6000
30°
15°
0°
15°
30°
cd
5700 lm
C0/C180
C90/C270

TruSys DALI DOUBLE ASYMMETRIC

Luminaire inserts with double asymmetrical light distribution and DALI interface



	Product name	GTIN (EAN)	W	V	λ	lm	lm/W	K	Ra	
NEW	TruSys DALI DA 53 W 3000 K SI	4058075102644	53	220…240	≥0.95	6400	120	3000	≥80	2 x 35
NEW	TruSys DALI DA 53 W 6500 K SI	4058075102682	53	220…240	≥0.95	6700	125	6500	≥80	2 x 35
NEW	TruSys DALI DA 53 W 4000 K SI	4058075102668	53	220…240	≥0.95	6900	130	4000	≥80	2 x 35

	Product name	t[h]	IP	PROTECTION CLASS	l [mm]	b [mm]	h [mm]	COLOR	
NEW	TruSys DALI DA 53 W 3000 K SI	75000	IP20	IK07	1534	71	53	Silver	3
NEW	TruSys DALI DA 53 W 6500 K SI	75000	IP20	IK07	1534	71	53	Silver	3
NEW	TruSys DALI DA 53 W 4000 K SI	75000	IP20	IK07	1534	71	53	Silver	3

PRODUCT FEATURES

- DALI control gear integrated
- Double asymmetric wallwasher light distribution with beam angle 2x 35°
- Luminous efficacy: up to 135 lm/W
- Fixed energy taps for electrical connection
- High-quality aluminum casing
- Type of protection: IP20
- Follows the unified LEDVANCE design language (SCALE design)

PRODUCT BENEFITS

- Innovative optical design with a rod lense-technology over the entire length of the luminaire
- Internal holders prevent the luminaire from falling while being mounted
- Easy electrical and mechanical connection to the energy rail via snap-in mounting
- Bidirectional light distribution for lighting and accentuation of shelves
- Clean look as mouting brackets are not visible when mounted
- Plug-and-play system allows easy installation
- High-value design
- Rows of up to 99 luminaires and a overall length of 151 m possible
- Energy savings of up to 65 % compared to luminaires with 2 x 80 W T5 lamps

AREAS OF APPLICATION

- Direct replacement for luminaires with compact fluorescent lamps
- Discounters, supermarkets

EQUIPMENT / ACCESSORIES

- Energy rail with fixed integrated 7-pole cable

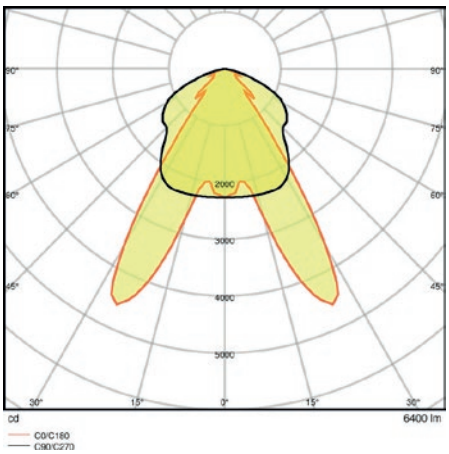
90°
75°
60°
45°
2000
3000
4000
5000
30°
15°
0°
15°
30°
cd
6400 lm
C0/C180
C90/C270

TruSys ENERGY RAIL
5-pole energy rails



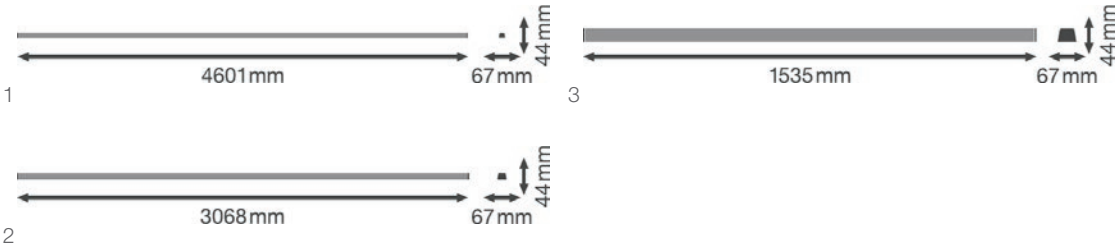

	Product name	GTIN (EAN)	l [mm]	b [mm]	h [mm]	COLOR		No.
NEW	TruSys ENERGY RAIL 1500 5X2,5	4058075100299	1355	67	44	Aluminum	2	3
NEW	TruSys ENERGY RAIL 3000 5X2,5	4058075100312	3070	67	44	Aluminum	2	2
NEW	TruSys ENERGY RAIL 4500 5X2,5	4058075100336	4605	67	44	Aluminum	2	1

PRODUCT FEATURES

- Through wired with 5 core cable
- Different lenghts available
- Electrical connection internal at the first luminaire, no external connection unit required
- Anodized surface
- Rigid housing made of aluminum

PRODUCT BENEFITS

- Simple installation
- High flexibility thanks to three available lengths (1500 mm, 3000 mm, 4500 mm)
- High-value design
- Lightweight design

AREAS OF APPLICATION

- Industry halls, high rack warehouse, garages, hardware stores
- Discounters, supermarkets

EQUIPMENT / ACCESSORIES

- Various accessories available

TruSys ENERGY RAIL DALI
7-pole energy rails for DALI



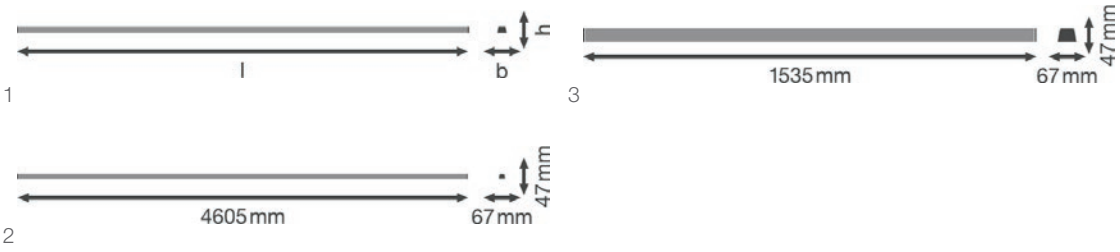

	Product name	GTIN (EAN)	l [mm]	b [mm]	h [mm]	COLOR		No.
NEW	TruSys ENERGY RAIL DALI 1500 7X2,5	4058075103450	1535	67	44	Aluminum	2	3
NEW	TruSys ENERGY RAIL DALI 3000 7X2,5	4058075103474	3068	67	44	Aluminum	2	1
NEW	TruSys ENERGY RAIL DALI 4500 7X2,5	4058075103498	4601	67	44	Aluminum	2	2

PRODUCT FEATURES

- Through wired with 7 core cable
- Different lenghts available
- Electrical connection internal at the first luminaire, no external connection unit required
- Anodized surface
- Rigid housing made of aluminum

PRODUCT BENEFITS

- Simple installation
- High flexibility thanks to three available lengths (1500 mm, 3000 mm, 4500 mm)
- High-value design
- Lightweight design

AREAS OF APPLICATION

- Industry halls, high rack warehouse, garages, hardware stores
- Discounters, supermarkets

EQUIPMENT / ACCESSORIES

- Various accessories available

LEDVANCE

TruSys ENERGY RAIL ACCESSORIES
Endcaps for energy rail



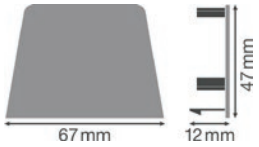

	Product name	GTIN (EAN)	l [mm]	b [mm]	h [mm]	
NEW	TruSys End Cap Energy Rail	4058075100411	12	67	47	6

PRODUCT BENEFITS

- Simple snap-in mounting of end caps

TruSys SUSPENSION KIT
Suspension for energy rail



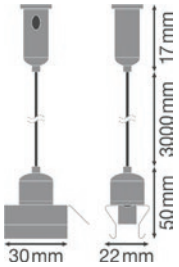

	Product name	GTIN (EAN)	[mm]	
NEW	TruSys Suspension Kit	4058075100350	3000	6

PRODUCT FEATURES

- Set of two adjustable suspension systems
- Adjustable steel wire, maximum lenght: 3 m

TruSys MOUNTING BRACKETS
Mounting brackets for energy rail





	Product name	GTIN (EAN)	l [mm]	b [mm]	h [mm]	
NEW	TruSys Mounting Brackets	4058075100435	30	20	15	6

PRODUCT FEATURES

- Set of two mounting brackets

TruSys CHAIN KIT

Mounting brackets, prepared for suspension with chains



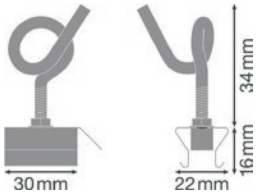

	Product name	GTIN (EAN)	[mm]	
NEW	TruSys Chain Kit	4058075100374	3000	6

PRODUCT FEATURES

- Set of two mounting brackets and chain hooks

TruSys BLIND COVER

Blind covers for the energy rail





	Product name	GTIN (EAN)	l [mm]	h [mm]	
NEW	TruSys Blind Cover	4058075100398	1534	12	3

PRODUCT FEATURES

- Cover for the energy rail sections without mounted luminaire

TruSys ELECTRICAL CONNECTOR
Electrical connectors 5 x 2.5



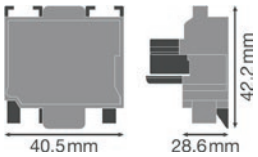

Product name	GTIN (EAN)	l [mm]	b [mm]	h [mm]	COLOR	
NEW TruSys Electrical Connector	4058075155565	42.2	40.5	28.6	White	3

PRODUCT FEATURES
- Mains connection with plug

PRODUCT BENEFITS
- Simple connection thanks to Simply Clever plug

TruSys ELECTRICAL CONNECTOR DALI

Electrical connectors 7 x 2.5 DALI



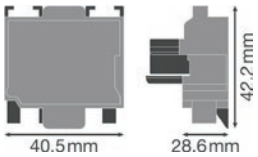

Product name	GTIN (EAN)	l [mm]	b [mm]	h [mm]	COLOR	
NEW TruSys Electrical Connector DALI	4058075155589	42.2	40.5	28.6	White	3

PRODUCT FEATURES

- Mains connection with plug

PRODUCT BENEFITS

- Simple connection thanks to Simply Clever plug

DAMPPROOF SPECIAL

Tubular damp-proof luminaire with extra high IP rating





1



2

	Product name	GTIN (EAN)	W	V	λ	lm	lm/W	K	Ra	
NEW	DP SPECIAL 1200 36 W 4000 K IP67 WT	4058075136250	36	220…240	≥0.95	5400	145	4000	>80	120
NEW	DP SPECIAL 1500 48 W 4000 K IP67 WT	4058075136274	48	220…240	≥0.95	7200	145	4000	>80	120

	Product name	t [h]	IP	PROTECTION CLASS	Ø d [mm]	l [mm]	COLOR		No.
NEW	DP SPECIAL 1200 36 W 4000 K IP67 WT	50000	IP67	IK06	72	1200	Steel	6	2
NEW	DP SPECIAL 1500 48 W 4000 K IP67 WT	50000	IP67	IK06	72	1500	Steel	6	1

PRODUCT FEATURES

- High luminous efficacy: up to 150 lm/W
- Type of protection: IP67 (DIN EN 60529), IP69K (ISO 20653:2013)
- Impact resistance: IK06
- Beam angle: 120°
- Through-wiring cable already installed
- Housing made of PMMA, with equalization valve

PRODUCT BENEFITS

- Equalization valve allows for use in changing ambient humidity (up to 95 %) and temperature
- Evenly distributed light
- Energy savings of up to 50 % (compared to luminaires that use fluorescent lamps)
- Low flicker light thanks to special electronic control gear
- Easy installation as mounting brackets can be positioned freely on the luminaire
- Easy installation, no tools required for connection
- Suitable for use in dusty and damp locations thanks to high IP rating
- 5 years guarantee

AREAS OF APPLICATION

- Industrial and storage facilities
- Food industry
- Car parks and underpasses
- Garages
- Workshops, assembly lines

REFERENCES / LINKS

For Guarantee see www.ledvance.com/guarantee

DAMPPROOF SPECIAL
Tubular damp-proof luminaire with extra high IP rating

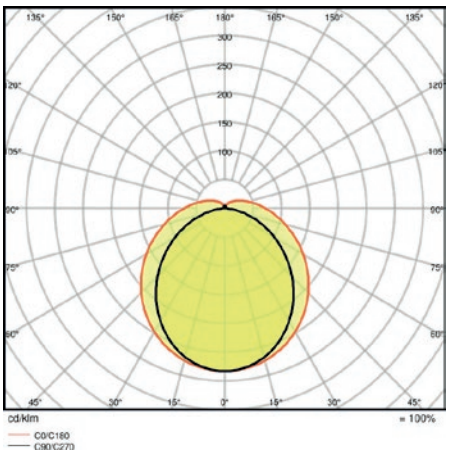

DAMP PROOF COMPACT
Damp-proof luminaire, through-wired



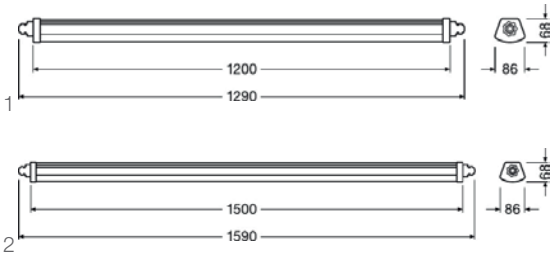

Product name	GTIN (EAN)	W	V	λ	lm	lm/W	K	Ra	
DP COMPACT 1200 23 W 4000K IP65 GY	4058075062085	23	220…240	>0.90	2800	120	4000	>80	120
DP COMPACT 1500 31 W 4000K IP65 GY	4058075062146	31	220…240	>0.90	3800	120	4000	>80	120
DP COMPACT 1200 44 W 4000K IP65 GY	4058075062108	44	220…240	>0.90	5400	120	4000	>80	120
DP COMPACT 1200 44 W 6500K IP65 GY	4058075062122	44	220…240	>0.90	5400	120	6500	>80	120
DP COMPACT 1500 55 W 4000K IP65 GY	4058075062160	55	220…240	>0.90	6700	120	4000	>80	120

Product name	t[h]	IP	PROTECTION CLASS	l [mm]	b [mm]	h [mm]	COLOR		No.
DP COMPACT 1200 23 W 4000K IP65 GY	50000	IP65	IK08	1290	86	68	Gray	6	1
DP COMPACT 1500 31 W 4000K IP65 GY	50000	IP65	IK08	1590	86	68	Gray	6	2
DP COMPACT 1200 44 W 4000K IP65 GY	50000	IP65	IK08	1290	86	68	Gray	6	1
DP COMPACT 1200 44 W 6500K IP65 GY	50000	IP65	IK08	1290	86	68	Gray	6	1
DP COMPACT 1500 55 W 4000K IP65 GY	50000	IP65	IK08	1590	86	68	Gray	6	2

PRODUCT FEATURES
- High luminous efficacy: up to 120 lm/W
- Type of protection: IP65
- Beam angle: 120°

PRODUCT BENEFITS
- Evenly distributed light
- Energy savings of up to 50 % (compared to luminaires that use fluorescent lamps)
- Easy installation as mounting brackets can be positioned freely on the luminaire
- Easy access to electrical terminal thanks end caps with clip mechanism
- Tool-free electrical connection due to push button connector
- 5 years guarantee

AREAS OF APPLICATION
- Industrial and storage facilities
- Car parks and underpasses
- Garages
- Workshops, assembly lines

EQUIPMENT / ACCESSORIES
- Stainless steel clamps with safety screws included
- Mounting accessories included (suspension kit, theft protection kit)

REFERENCES / LINKS
For Guarantee see www.ledvance.com/guarantee

LEDVANCE

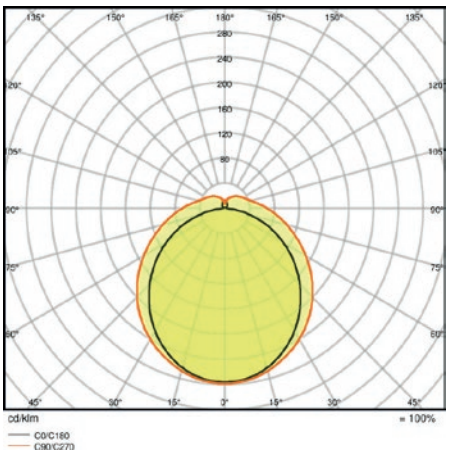
cd/klm
= 100%
C0/C180
C90/C270

DAMPPROOF IP65
Damp-proof luminaires, classic shape



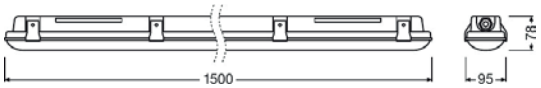

Product name	GTIN (EAN)	W	V	λ	lm	lm/W	K	Ra	
DP 1500 55 W 4000K IP65 GY	4058075079953	55	220…240	>0.90	6400	115	4000	>80	105

Product name	t[h]	IP	PROTECTION CLASS	l [mm]	b [mm]	h [mm]	COLOR	
DP 1500 55 W 4000K IP65 GY	50000	IP65	IK08	1500	95	78	Gray	6

PRODUCT FEATURES
- High luminous efficacy: up to 115 lm/W
- Beam angle: 105°

PRODUCT BENEFITS
- Evenly distributed light
- Energy savings of up to 50 % (compared to luminaires that use fluorescent lamps)
- Easy installation, no tools required for connection
- 5 years guarantee

AREAS OF APPLICATION
- Industrial and storage facilities
- Car parks and underpasses
- Garages
- Workshops, assembly lines

EQUIPMENT / ACCESSORIES
- Stainless steel clamps with safety screws included
- Mounting accessories included (suspension kit, theft protection kit)

REFERENCES / LINKS
For Guarantee see www.ledvance.com/guarantee

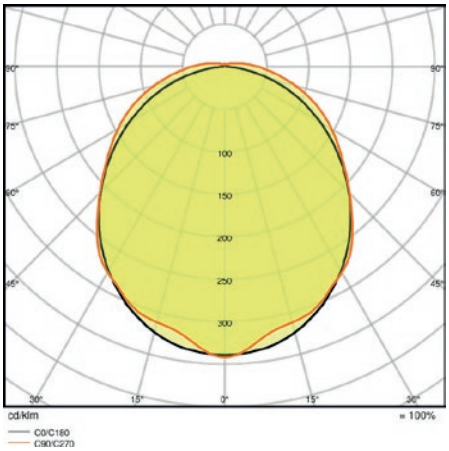

LEDVANCE

DAMPPROOF DALI

Damp-proof luminaires, classic shape, with DALI interface



1

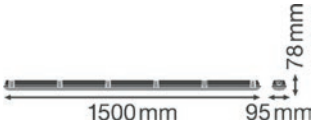

2



	Product name	GTIN (EAN)	W	V	λ	lm	lm/W	K	Ra	
NEW	DP DALI 1200 21 W 4000 K IP65 GY	4058075130913	21	220…240	>0.90	2400	115	4000	>80	105
NEW	DP DALI 1500 30 W 4000 K IP65 GY	4058075130975	30	220…240	>0.90	3500	115	4000	>80	105
NEW	DP DALI 1200 39 W 4000 K IP65 GY	4058075130937	39	220…240	>0.90	4400	115	4000	>80	105
NEW	DP DALI 1500 55 W 4000 K IP65 GY	4058075130999	55	220…240	>0.90	6400	115	4000	>80	105

	Product name	t[h]	IP	PROTECTION CLASS	l [mm]	b [mm]	h [mm]	COLOR		No.
NEW	DP DALI 1200 21 W 4000 K IP65 GY	50000	IP65	IK08	1200	95	78	Gray	6	2
NEW	DP DALI 1500 30 W 4000 K IP65 GY	50000	IP65	IK08	1500	95	78	Gray	6	1
NEW	DP DALI 1200 39 W 4000 K IP65 GY	50000	IP65	IK08	1200	95	78	Gray	6	2
NEW	DP DALI 1500 55 W 4000 K IP65 GY	50000	IP65	IK08	1500	95	78	Gray	6	1

PRODUCT FEATURES

- High luminous efficacy: up to 115 lm/W
- Type of protection: IP65
- Beam angle: 105°

PRODUCT BENEFITS

- Evenly distributed light
- Energy savings of up to 50 % (compared to luminaires that use fluorescent lamps)
- High compatibility thanks to DALI-2 certification
- Easy installation, no tools required for connection
- 5 years guarantee

AREAS OF APPLICATION

- Industrial and storage facilities
- DALI installations
- Car parks and underpasses
- Garages
- Workshops, assembly lines

EQUIPMENT / ACCESSORIES

- Stainless steel clamps with safety screws included
- Mounting accessories included (suspension kit, theft protection kit)

REFERENCES / LINKS

For Guarantee see www.ledvance.com/guarantee

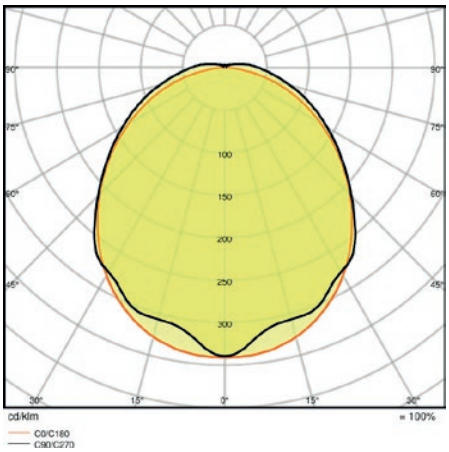

LEDVANCE

DAMP PROOF SLIM VALUE

Damp-proof luminaire with slim housing



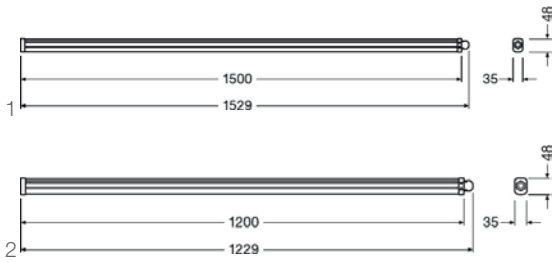

Product name	GTIN (EAN)	W	V	λ	lm	lm/W	K	Ra	
DP SLIM VALUE 1200 36 W 4000 K IP65 GY	4058075066458	36	220…240	≥0.90	4000	110	4000	>80	120
DP SLIM VALUE 1200 36 W 6500 K IP65 GY	4058075066472	36	220…240	≥0.90	4000	110	6500	>80	120
DP SLIM VALUE 1500 50 W 4000 K IP65 GY	4058075066496	50	220…240	≥0.90	5500	110	4000	>80	120
DP SLIM VALUE 1500 50 W 6500 K IP65 GY	4058075066519	50	220…240	≥0.90	5500	110	6500	>80	120

Product name	t[h]	IP	PROTECTION CLASS	l [mm]	b [mm]	h [mm]	COLOR		No.
DP SLIM VALUE 1200 36 W 4000 K IP65 GY	30000	IP65	IK08	1200	35	48	White	20	2
DP SLIM VALUE 1200 36 W 6500 K IP65 GY	30000	IP65	IK08	1200	35	48	White	20	2
DP SLIM VALUE 1500 50 W 4000 K IP65 GY	30000	IP65	IK08	1500	35	48	White	20	1
DP SLIM VALUE 1500 50 W 6500 K IP65 GY	30000	IP65	IK08	1500	35	48	White	20	1

PRODUCT FEATURES

- High luminous efficacy: up to 110 lm/W
- Beam angle: 120°
- Type of protection: IP65

PRODUCT BENEFITS

- Evenly distributed light
- Energy savings of up to 50 % (compared to luminaires that use fluorescent lamps)
- Very slim housing
- Easy installation as mounting brackets can be positioned freely on the luminaire
- Tool-free electrical connection due to push button connector
- 3 years guarantee

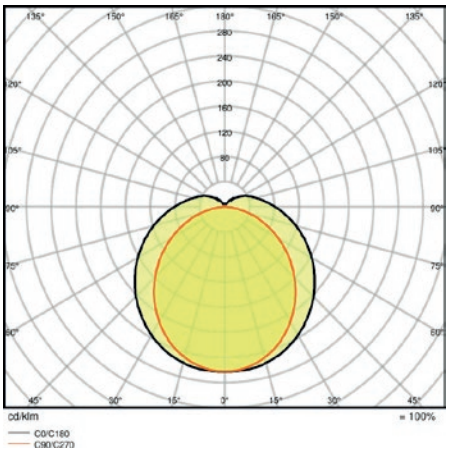

AREAS OF APPLICATION

- Industrial and storage facilities
- Car parks and underpasses
- Garages
- Workshops, assembly lines

EQUIPMENT / ACCESSORIES

- Stainless steel clamps with safety screws included
- Mounting accessories included (suspension kit, theft protection kit)

REFERENCES / LINKS

For Guarantee see www.ledvance.com/guarantee

LEDVANCE

DAMP PROOF HOUSING
Damp-proof luminaire for T8 LED lamps



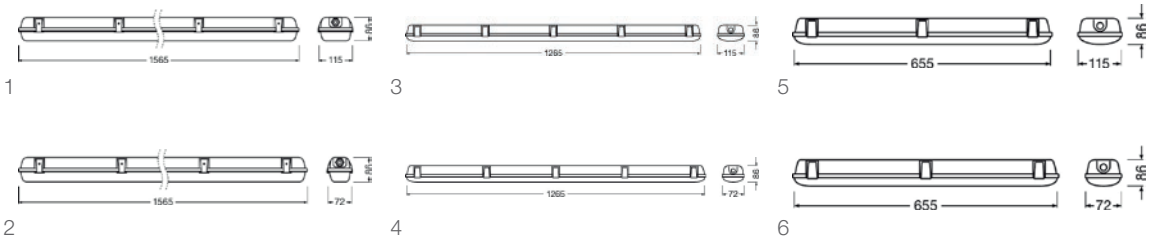

	Product name	GTIN (EAN)	IP	PRO-TECTION CLASS	l [mm]	b [mm]	h [mm]	COLOR		No.
	DP HOUSING 1500 1x Lamp IP65	4058075079977	IP65	IK08	1565	89	92	Gray	12	2
	DP HOUSING 1500 2x Lamp IP65	4058075079991	IP65	IK08	1565	130	92	Gray	8	1
NEW	DP HOUSING 600 1x Lamp IP65	4058075089785	IP65	IK08	655	72	86	Gray	15	6
NEW	DP HOUSING 600 2x Lamp IP65	4058075089808	IP65	IK08	655	115	86	Gray	10	5
NEW	DP HOUSING 1200 1x Lamp IP65	4058075089822	IP65	IK08	1265	72	86	Gray	12	4
NEW	DP HOUSING 1200 2x Lamp IP65	4058075089846	IP65	IK08	1265	115	86	Gray	8	3

PRODUCT FEATURES

- Luminaire housing, available for 1 or 2 T8 LED lamps
- Type of protection: IP65
- Suitable for SubstiTUBE EM/UN and SubstiTUBE Connected

PRODUCT BENEFITS

- Prewired for easy installation of tubular AC LED lamps
- Durable: robust, corrosion-resistant luminaire housing
- Easy and quick installation
- 5 years guarantee

EQUIPMENT / ACCESSORIES

- All required accessories included
- Stainless steel clamps with safety screws included

REFERENCES / LINKS

For Guarantee see www.ledvance.com/guarantee

LEDVANCE

LEDVANCE DAMP PROOF LED
LED damp-proof luminaires



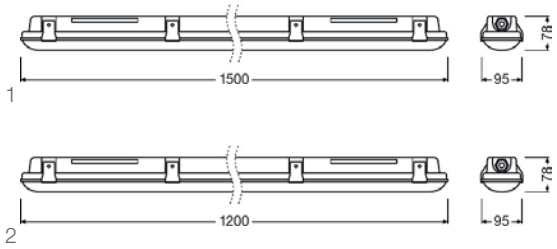

Product name	GTIN (EAN)	W	V	λ	lm	lm/W	K	Ra	
DP 1200 21 W 4000K IP65 GY	4058075079892	21	220…240	>0.90	2400	115	4000	>80	105
DP 1500 30 W 4000K IP65 GY	4058075079939	30	220…240	>0.90	3500	115	4000	>80	105
DP 1200 39 W 4000K IP65 GY	4058075079915	39	220…240	>0.90	4400	115	4000	>80	105
DP 1200 39 W 6500K IP65 GY	4058075079854	39	220…240	>0.90	4400	115	6500	>80	105
DP 1500 55 W 6500K IP65 GY	4058075079878	55	220…240	>0.90	6400	115	6500	>80	105

Product name	t[h]	IP	PROTECTION CLASS	l [mm]	b [mm]	h [mm]	COLOR		No.
DP 1200 21 W 4000K IP65 GY	50000	IP65	IK08	1200	95	78	Gray	6	2
DP 1500 30 W 4000K IP65 GY	50000	IP65	IK08	1500	95	78	Gray	6	1
DP 1200 39 W 4000K IP65 GY	50000	IP65	IK08	1200	95	78	Gray	6	2
DP 1200 39 W 6500K IP65 GY	50000	IP65	IK08	1200	95	78	Gray	6	2
DP 1500 55 W 6500K IP65 GY	50000	IP65	IK08	1500	95	78	Gray	6	1

PRODUCT FEATURES

- Luminous efficacy: 115 lm/W
- Type of protection: IP65
- Through wiring possible

PRODUCT BENEFITS

- Uniform light and wide beam angle
- Energy savings of up to 50 % (compared to luminaires that use fluorescent lamps)
- Easy installation, no tools required for connection
- 5 years guarantee

AREAS OF APPLICATION

- Industrial and storage facilities
- Car parks and underpasses
- Garages
- Workshops, assembly lines

EQUIPMENT / ACCESSORIES

- Stainless steel clamps with safety screws included
- Mounting accessories included (suspension kit, theft protection kit)

REFERENCES / LINKS

For Guarantee see www.ledvance.com/guarantee

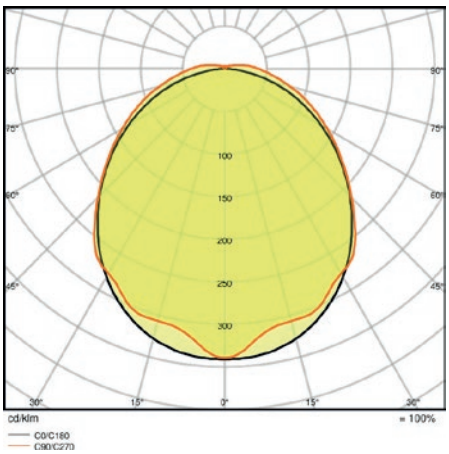

LEDVANCE

HIGHBAY DALI 115DEG

LED high-bay luminaires with DALI interface



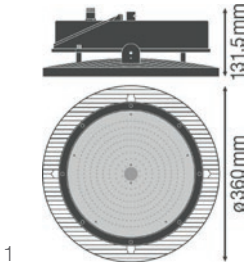

1

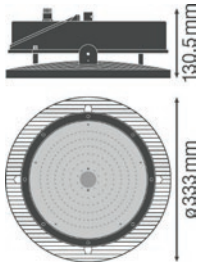

2

	Product name	GTIN (EAN)	W	V	λ	lm	lm/W	K	Ra	∠°
NEW	HB DALI 90 W 4000 K 115 DEG IP65 BK	4058075130685	90	220…240	≥0.90	13000	140	4000	>80	115
NEW	HB DALI 155 W 4000 K 115 DEG IP65 BK	4058075130678	155	220…240	≥0.90	22000	140	4000	>80	115

	Product name	IP	PROTECTION CLASS	⌀d [mm]	h [mm]	COLOR		No.
NEW	HB DALI 90 W 4000 K 115 DEG IP65 BK	IP65	IK08	330	130	Black	1	2
NEW	HB DALI 155 W 4000 K 115 DEG IP65 BK	IP65	IK08	360	131	Black	1	1

PRODUCT FEATURES

- Pre-configured DALI driver included
- Luminous efficacy: up to 140 lm/W
- Type of protection: IP65

PRODUCT BENEFITS

- High compatibility thanks to DALI-2 certification
- DALI 2.0 interface for dimming and sensor operations
- Low flicker light thanks to special electronic control gear
- High luminous efficacy
- Easy electrical connection due to push button connector
- Energy savings of up to 90 % compared to conventional high bay luminaires
- 5 years guarantee

AREAS OF APPLICATION

- Replacement for high bay luminaires with mercury vapor or metal halide lamps
- Warehouses
- Logistics halls
- Industry
- High ceiling (e.g. in shopping malls, airports, commercial buildings, lobbies)

EQUIPMENT / ACCESSORIES

- Mounting hook included
- Mounting brackets and reflectors as seperate accessory available

REFERENCES / LINKS

For Guarantee see www.ledvance.com/guarantee

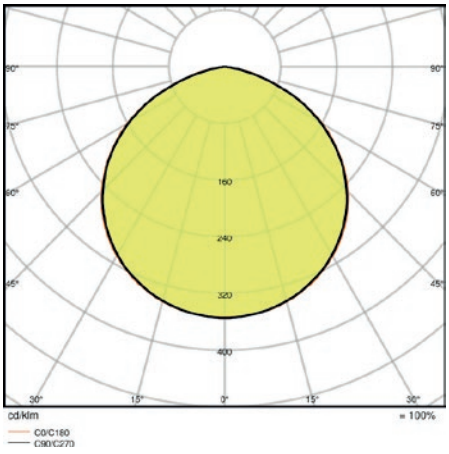

LEDVANCE

HIGHBAY DALI CONSTANT LUMEN 115DEG

LED high-bay luminaires with DALI interface and constant lumen function



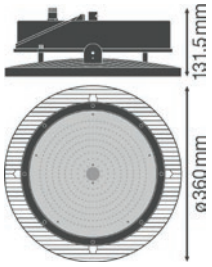

1

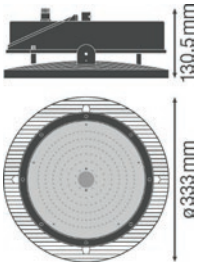

2

	Product name	GTIN (EAN)	W	V	λ	lm	lm/W	K	Ra	
NEW	HB DALI CLO 90 W 4000 K 115 DEG IP65 BK	4058075130661	75…90	220…240	≥0.90	10500	115…140	4000	>80	115
NEW	HB DALI CLO 155 W 4000 K 115 DEG IP65 BK	4058075130654	125…155	220…240	≥0.90	17500	115…140	4000	>80	115

	Product name	IP	PROTECTION CLASS	d [mm]	h [mm]	COLOR		No.
NEW	HB DALI CLO 90 W 4000 K 115 DEG IP65 BK	IP65	IK08	330	130	Black	1	2
NEW	HB DALI CLO 155 W 4000 K 115 DEG IP65 BK	IP65	IK08	360	131	Black	1	1

PRODUCT FEATURES

- Pre-configured DALI driver included
- Luminous efficacy: up to 140 lm/W
- Type of protection: IP65
- Lifetime: up to 50,000 h

PRODUCT BENEFITS

- Same luminous flux over the luminaire‘s lifetime thanks to constant lumen function
- High compatibility thanks to DALI-2 certification
- DALI 2.0 interface for dimming and sensor operations
- Low flicker light thanks to special electronic control gear
- High luminous efficacy
- Easy electrical connection due to push button connector
- Energy savings of up to 90 % compared to conventional high bay luminaires
- 5 years guarantee

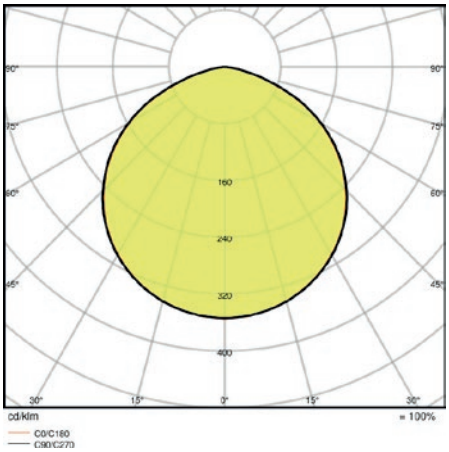

AREAS OF APPLICATION

- Replacement for high bay luminaires with mercury vapor or metal halide lamps
- Warehouses
- Logistics halls
- Industry
- High ceiling (e.g. in shopping malls, airports, commercial buildings, lobbies)

EQUIPMENT / ACCESSORIES

- Mounting hook included
- Mounting brackets and reflectors as seperate accessory available

REFERENCES / LINKS

For Guarantee see www.ledvance.com/guarantee

LEDVANCE

HB DALI REFLECTOR 80DEG

Reflectors for HIGH BAY DALI luminaires



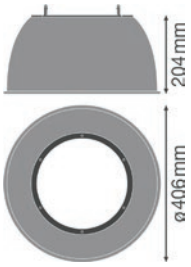

1

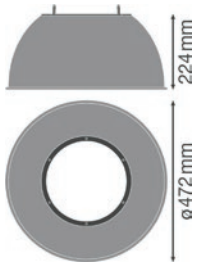

2

	Product name	GTIN (EAN)	COLOR		No.
NEW	HB DALI REFLECTOR 90 W 80 DEG SI	4058075157453	Silver	1	1
NEW	HB DALI REFLECTOR 155 W 80 DEG SI	4058075157477	Silver	1	2

PRODUCT FEATURES

- Beam angle: 80°
- High-quality aluminum reflector
- Security rope for reflector included

LEDVANCE

HB DALI BRACKET 90W

Mounting accessory for HIGH BAY DALI luminaires



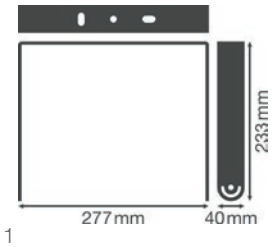

	Product name	GTIN (EAN)	COLOR		No.
NEW	HB DALI BRACKET 90 W	4058075157484	Black	4	2
NEW	HB DALI BRACKET 155 W	4058075157507	Black	4	1

PRODUCT FEATURES

- Brackets made of black steel
- Adjustable swivel angle: ±90°

HIGH BAY Gen 1
High-bay luminaires up to 110 lm/W



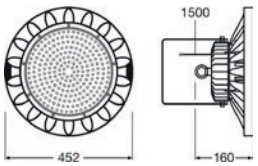

Product name	GTIN (EAN)	W	V	λ	lm	lm/W	K	Ra	
HIGH BAY LED 250 W 6500 K BK	4058075814783	250	100…240	>0.95	30000	120	6500	≥80	70

Product name	t[h]	IP	PROTECTION CLASS	Ø d [mm]	h [mm]	COLOR	
HIGH BAY LED 250 W 6500 K BK	50000	IP65	IK08	452	160	Black	1

PRODUCT FEATURES

- Luminaire efficacy: up to 110 lm/W
- Type of protection: IP65
- Available with beam angle: 70°, 90°, 110°

PRODUCT BENEFITS

- High luminous efficacy
- Exclusive LEDVANCE design
- Energy savings of up to 60 % compared to conventional high bay luminaires
- 5 years guarantee
- Optimized weight and size due to compact design

AREAS OF APPLICATION

- Replacement for high bay luminaires with mercury vapor or metal halide lamps
- Warehouses
- Logistics halls
- Industry
- Indoor and outdoor
- High ceiling (e.g. in shopping malls, airports, commercial buildings, lobbies)

EQUIPMENT / ACCESSORIES

- Mounting hook and brackets included

REFERENCES / LINKS

For Guarantee see www.ledvance.com/guarantee

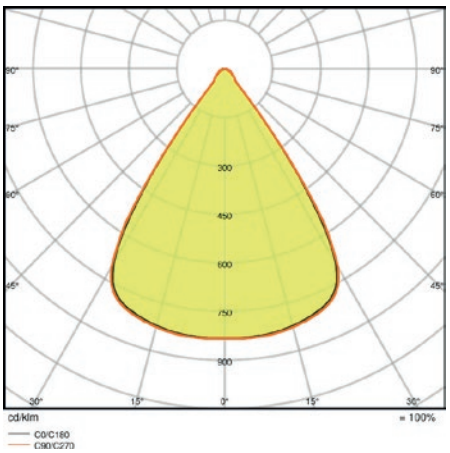

LEDVANCE

HIGH BAY Gen 2
High-bay luminaires up to 135 lm/W



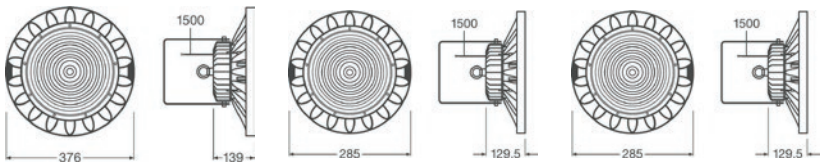

1 2 3

	Product name	GTIN (EAN)	W	V	λ	lm	lm/W	K	Ra	
	HB 95 W 4000 K 90DEG IP65 BK	4058075074330	95	100…240	≥0.95	13000	135	4000	>80	90
	HB 95 W 4000 K 110DEG BK IP65	4058075074354	95	100…240	≥0.95	13000	135	4000	>80	110
	HB 95 W 6500 K 90DEG IP65 BK	4058075074347	95	100…240	≥0.95	13000	135	6500	>80	90
NEW	HB 165 W 4000 K 70DEG BK IP65	4058075074361	165	100…240	≥0.95	22000	135	4000	>80	70
	HB 165 W 6500 K 70DEG IP65 BK	4058075074378	165	100…240	≥0.95	22000	135	6500	>80	70
	HB 200 W 4000 K 110DEG IP65 BK	4058075074385	200	100…240	≥0.95	27000	135	4000	>80	110

	Product name	t[h]	IP	PROTECTION CLASS	Ø d [mm]	h [mm]	COLOR		No.
	HB 95 W 4000 K 90DEG IP65 BK	50000	IP65	IK08	285	129.5	Black	1	2
	HB 95 W 4000 K 110DEG BK IP65	50000	IP65	IK08	285	129.5	Black	1	3
	HB 95 W 6500 K 90DEG IP65 BK	50000	IP65	IK08	285	129.5	Black	1	2
NEW	HB 165 W 4000 K 70DEG BK IP65	50000	IP65	IK08	376	139.0	Black	1	1
	HB 165 W 6500 K 70DEG IP65 BK	50000	IP65	IK08	376	139.0	Black	1	1
	HB 200 W 4000 K 110DEG IP65 BK	50000	IP65	IK08	376	139.0	Black	1	1

PRODUCT FEATURES

- Luminous efficacy: up to 135 lm/W
- Type of protection: IP65
- Available with beam angle: 70°, 90°, 110°

PRODUCT BENEFITS

- High luminous efficacy
- Exclusive LEDVANCE design
- Energy savings of up to 60 % compared to conventional high bay luminaires
- 5 years guarantee
- Optimized weight and size due to compact design

AREAS OF APPLICATION

- Replacement for high bay luminaires with mercury vapor or metal halide lamps
- Warehouses
- Logistics halls
- Industry
- Indoor and outdoor
- High ceiling (e.g. in shopping malls, airports, commercial buildings, lobbies)

EQUIPMENT / ACCESSORIES

- Mounting hook and brackets included

REFERENCES / LINKS

For Guarantee see www.ledvance.com/guarantee

LEDVANCE

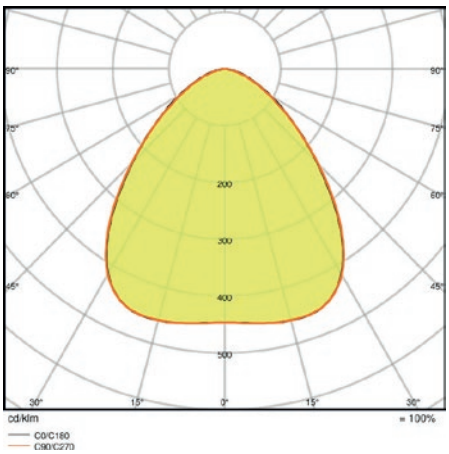
90°
75°
60°
45°
200
300
400
500
30°
15°
0°
15°
30°
cd/klm
= 100%
C0/C180
C90/C270

FLOODLIGHT ASYMMETRIC
Luminaire with asymmetrical light distribution



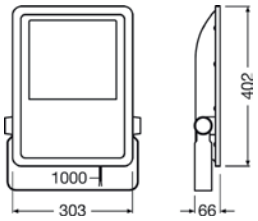

Product name	GTIN (EAN)	W	V	λ	lm	lm/W	K	Ra	
FLOODLIGHT LED 200 W 4000 K BK	4058075814769	200	220…240	>0.90	20000	100	4000	>80	38 ° x 80

Product name	t[h]	IP	PROTECTION CLASS	l [mm]	b [mm]	h [mm]	COLOR	
FLOODLIGHT LED 200 W 4000 K BK	50000	IP65	IK08	402.4	303.4	64	Black	1

PRODUCT FEATURES
- Floodlight with asymmetrical emission
- Type of protection: IP65

PRODUCT BENEFITS
- Energy savings of up to 90 % compared to halogen lamp floodlights
- Optimized weight and size due to compact design
- Very homogenous light

AREAS OF APPLICATION
- Replacement for floodlights with halogen lamps
- Public areas
- Building facades
- Architectural lighting

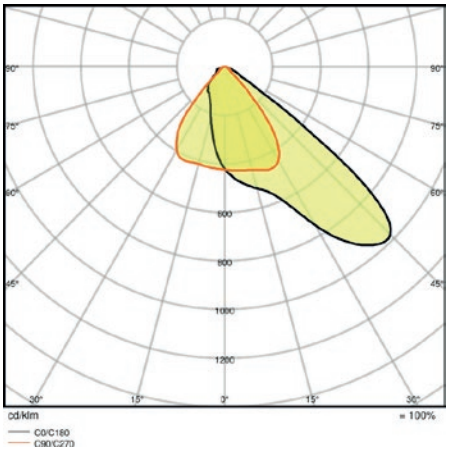

LEDVANCE

FLOODLIGHT 10

Luminaire with symmetrical light output with 10 W



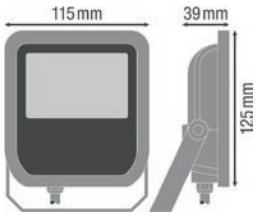

Product name	GTIN (EAN)	W	V	λ	lm	lm/W	K	Ra
FLOODLIGHT 10 W 3000 K IP65 BK	4058075097360	10	220…240	> 0.90	1050	105	3000	≥80
FLOODLIGHT 10 W 3000 K IP65 WT	4058075097384	10	220…240	> 0.90	1050	105	3000	≥80
FLOODLIGHT 10 W 4000 K IP65 BK	4058075097407	10	220…240	> 0.90	1100	110	4000	≥80
FLOODLIGHT 10 W 4000 K IP65 WT	4058075097421	10	220…240	> 0.90	1100	110	4000	≥80

Product name	°	t [h]	IP	PROTECTION CLASS	l [mm]	b [mm]	h [mm]	COLOR	
FLOODLIGHT 10 W 3000 K IP65 BK	100 ° x 100	50000	IP65	IK07	125	115	39	Black	10
FLOODLIGHT 10 W 3000 K IP65 WT	100 ° x 100	50000	IP65	IK07	125	115	39	White	10
FLOODLIGHT 10 W 4000 K IP65 BK	100 ° x 100	50000	IP65	IK07	125	115	39	Black	10
FLOODLIGHT 10 W 4000 K IP65 WT	100 ° x 100	50000	IP65	IK07	125	115	39	White	10

PRODUCT FEATURES

- Luminaire efficacy: up to 90 lm/W
- Symmetrical beam angle: 100° x 100°
- Mounting bracket for up to 180° tilting
- Type of protection: IP65
- Impact resistance: IK07
- Ambient temperature in operation: -20…+50 °C
- Connection via 1 m cable, wiring required

PRODUCT BENEFITS

- Energy savings of up to 90 % compared to halogen lamp floodlights
- Frosted cover made of tempered glass for uniform illumination
- Optimized weight and size due to compact design
- 3 years guarantee

AREAS OF APPLICATION

- Replacement for floodlights with halogen lamps
- Car parks and underpasses
- Public areas
- Building facades
- Construction areas
- D-sign according to EN 60598-2-24 for fire-risk commercial unit, f. e. by accumulation of dust

REFERENCES / LINKS

For Guarantee see www.ledvance.com/guarantee

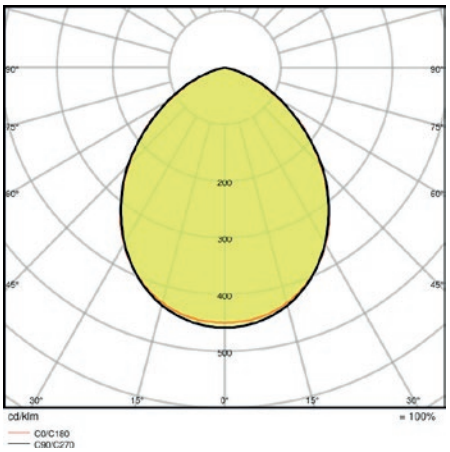

LEDVANCE

FLOODLIGHT 20

Luminaire with symmetrical light output with 20 W



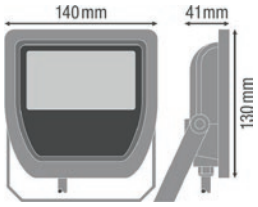

Product name	GTIN (EAN)	W	V	λ	lm	lm/W	K	Ra
FLOODLIGHT 20 W 3000 K IP65 BK	4058075097445	20	220…240	> 0.90	2100	105	3000	≥80
FLOODLIGHT 20 W 3000 K IP65 WT	4058075097469	20	220…240	> 0.90	2100	105	3000	≥80
FLOODLIGHT 20 W 4000 K IP65 BK	4058075097483	20	220…240	> 0.90	2200	110	4000	≥80
FLOODLIGHT 20 W 4000 K IP65 WT	4058075097506	20	220…240	> 0.90	2200	110	4000	≥80
FLOODLIGHT 20 W 6500 K IP65 BK	4058075097520	20	220…240	> 0.90	2200	110	6500	≥80
FLOODLIGHT 20 W 6500 K IP65 WT	4058075097544	20	220…240	> 0.90	2200	110	6500	≥80

Product name		t[h]	IP	PRO-TECTION CLASS	l [mm]	b [mm]	h [mm]	COLOR	
FLOODLIGHT 20 W 3000 K IP65 BK	100 ° x 100	50000	IP65	IK07	130	140	41	Black	10
FLOODLIGHT 20 W 3000 K IP65 WT	100 ° x 100	50000	IP65	IK07	130	140	41	White	10
FLOODLIGHT 20 W 4000 K IP65 BK	100 ° x 100	50000	IP65	IK07	130	140	41	Black	10
FLOODLIGHT 20 W 4000 K IP65 WT	100 ° x 100	50000	IP65	IK07	130	140	41	White	10
FLOODLIGHT 20 W 6500 K IP65 BK	100 ° x 100	50000	IP65	IK07	130	140	41	Black	10
FLOODLIGHT 20 W 6500 K IP65 WT	100 ° x 100	50000	IP65	IK07	130	140	41	White	10

PRODUCT FEATURES

- Luminaire efficacy: up to 110 lm/W
- Symmetrical beam angle: 100° x 100°
- Mounting bracket for up to 180° tilting
- Type of protection: IP65
- Impact resistance: IK07
- Ambient temperature in operation: -20…+50 °C
- Connection via 1 m cable, wiring required

PRODUCT BENEFITS

- Energy savings of up to 90 % compared to halogen lamp floodlights
- Frosted cover made of tempered glass for uniform illumination
- Optimized weight and size due to compact design
- 3 years guarantee

AREAS OF APPLICATION

- Replacement for floodlights with halogen lamps
- Car parks and underpasses
- Public areas
- Building facades
- Construction areas
- D-sign according to EN 60598-2-24 for fire-risk commercial unit, f. e. by accumulation of dust

REFERENCES / LINKS

For Guarantee see www.ledvance.com/guarantee

FLOODLIGHT 20

Luminaire with symmetrical light output with 20 W

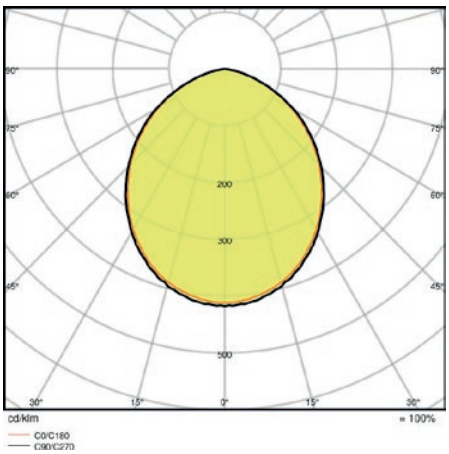

FLOODLIGHT 50

Luminaire with symmetrical light output with 50 W



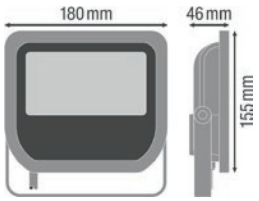

Product name	GTIN (EAN)	W	V	λ	lm	lm/W	K	Ra
FLOODLIGHT 50 W 3000 K IP65 BK	4058075097568	50	220…240	> 0.90	5250	105	3000	≥80
FLOODLIGHT 50 W 3000 K IP65 WT	4058075097582	50	220…240	> 0.90	5250	105	3000	≥80
FLOODLIGHT 50 W 4000 K IP65 BK	4058075097605	50	220…240	> 0.90	5500	110	4000	≥80
FLOODLIGHT 50 W 4000 K IP65 WT	4058075097629	50	220…240	> 0.90	5500	110	4000	≥80
FLOODLIGHT 50 W 6500 K IP65 BK	4058075097643	50	220…240	> 0.90	5500	110	6500	≥80
FLOODLIGHT 50 W 6500 K IP65 WT	4058075097667	50	220…240	> 0.90	5500	110	6500	≥80

Product name	°	t[h]	IP	PROTECTION CLASS	l [mm]	b [mm]	h [mm]	COLOR	
FLOODLIGHT 50 W 3000 K IP65 BK	100 ° x 100	50000	IP65	IK07	155	180	46	Black	10
FLOODLIGHT 50 W 3000 K IP65 WT	100 ° x 100	50000	IP65	IK07	155	180	46	White	10
FLOODLIGHT 50 W 4000 K IP65 BK	100 ° x 100	50000	IP65	IK07	155	180	46	Black	10
FLOODLIGHT 50 W 4000 K IP65 WT	100 ° x 100	50000	IP65	IK07	155	180	46	White	10
FLOODLIGHT 50 W 6500 K IP65 BK	100 ° x 100	50000	IP65	IK07	155	180	46	Black	10
FLOODLIGHT 50 W 6500 K IP65 WT	100 ° x 100	50000	IP65	IK07	155	180	46	White	10

PRODUCT FEATURES

- Luminaire efficacy: up to 110 lm/W
- Symmetrical beam angle: 100° x 100°
- Mounting bracket for up to 180° tilting
- Type of protection: IP65
- Impact resistance: IK07
- Ambient temperature in operation: -20…+50 °C
- Connection via 1 m cable, wiring required

PRODUCT BENEFITS

- Energy savings of up to 90 % compared to halogen lamp floodlights
- Frosted cover made of tempered glass for uniform illumination
- Optimized weight and size due to compact design
- 3 years guarantee

AREAS OF APPLICATION

- Replacement for floodlights with halogen lamps
- Car parks and underpasses
- Garages
- Public areas
- Building facades
- Construction areas
- D-sign according to EN 60598-2-24 for fire-risk commercial unit, f. e. by accumulation of dust

REFERENCES / LINKS

For Guarantee see www.ledvance.com/guarantee

LEDVANCE

FLOODLIGHT 50

Luminaire with symmetrical light output with 50 W

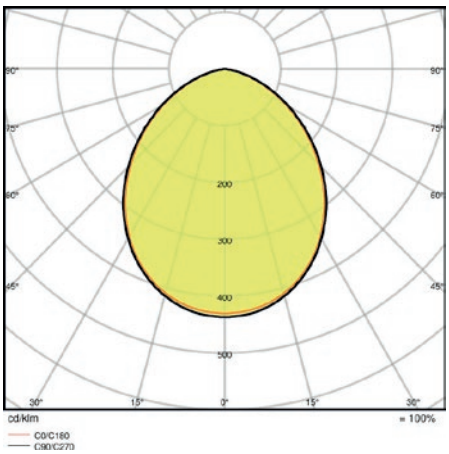

FLOODLIGHT 90

Luminaire with symmetrical light output with 90 W



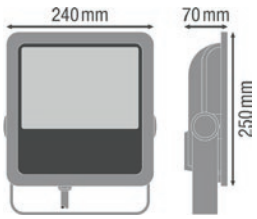

Product name	GTIN (EAN)	W	V	λ	lm	lm/W	K	Ra
FLOODLIGHT 90 W 4000 K IP65 BK	4058075097681	90	220…240	>0.90	10000	110	4000	≥80
FLOODLIGHT 90 W 6500 K IP65 BK	4058075097698	90	220…240	>0.90	10000	110	6500	≥80

Product name	t[h]	IP	PROTECTION CLASS	l [mm]	b [mm]	h [mm]	COLOR	
FLOODLIGHT 90 W 4000 K IP65 BK	100 ° x 100	50000	IP65	IK08	250	240	70	Black	1
FLOODLIGHT 90 W 6500 K IP65 BK	100 ° x 100		IP65	IK08	250	240	70	Black	1

PRODUCT FEATURES

- Luminaire efficacy: up to 110 lm/W
- Symmetrical beam angle: 100° x 100°
- Mounting bracket for up to 180° tilting
- Type of protection: IP65
- Impact resistance: IK08
- Ambient temperature in operation: -20…+50 °C
- Connection via 1 m cable, wiring required

PRODUCT BENEFITS

- Energy savings of up to 90 % compared to halogen lamp floodlights
- Frosted cover made of tempered glass for uniform illumination
- Optimized weight and size due to compact design
- 5 years guarantee

AREAS OF APPLICATION

- Replacement for floodlights with halogen lamps
- Garages
- Public areas
- Building facades
- Construction areas
- D-sign according to EN 60598-2-24 for fire-risk commercial unit, f. e. by accumulation of dust

REFERENCES / LINKS

For Guarantee see www.ledvance.com/guarantee

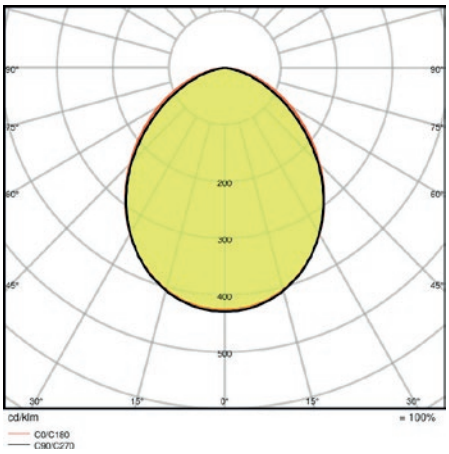

LEDVANCE

FLOODLIGHT 135

Luminaire with symmetrical light output with 135 W



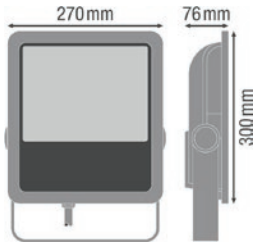

Product name	GTIN (EAN)	W	V	λ	lm	lm/W	K	Ra
FLOODLIGHT 135 W 4000 K IP65 BK	4058075097704	135	220…240	>0.90	15000	110	4000	≥80
FLOODLIGHT 135 W 6500 K IP65 BK	4058075097711	135	220…240	>0.90	15000	110	6500	≥80

Product name		t [h]	IP	PROTECTION CLASS	l [mm]	b [mm]	h [mm]	COLOR	
FLOODLIGHT 135 W 4000 K IP65 BK	100 ° x 100	50000	IP65	IK08	300	270	76	Black	1
FLOODLIGHT 135 W 6500 K IP65 BK	100 ° x 100	50000	IP65	IK08	300	270	76	Black	1

PRODUCT FEATURES

- Luminaire efficacy: up to 110 lm/W
- Symmetrical beam angle: 100° x 100°
- Mounting bracket for up to 180° tilting
- Type of protection: IP65
- Impact resistance: IK08
- Ambient temperature in operation: -20…+50 °C
- Connection via 1 m cable, wiring required

PRODUCT BENEFITS

- Energy savings of up to 90 % compared to halogen lamp floodlights
- Frosted cover made of tempered glass for uniform illumination
- Optimized weight and size due to compact design
- 5 years guarantee

AREAS OF APPLICATION

- Replacement for floodlights with halogen lamps
- Garages
- Public areas
- Building facades
- Construction areas
- D-sign according to EN 60598-2-24 for fire-risk commercial unit, f. e. by accumulation of dust

REFERENCES / LINKS

For Guarantee see www.ledvance.com/guarantee

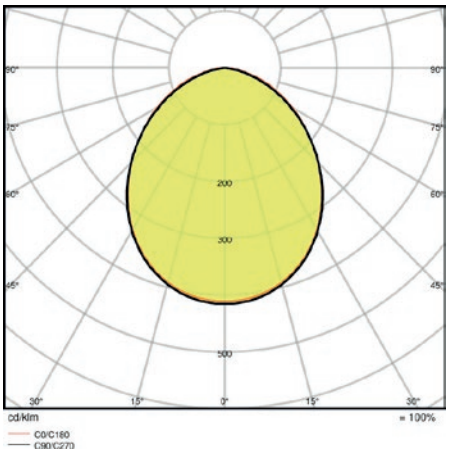

LEDVANCE

FLOODLIGHT 180

Luminaire with symmetrical light output with 180 W



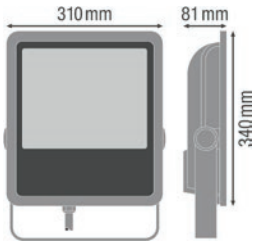

Product name	GTIN (EAN)	W	V	λ	lm	lm/W	K	Ra
FLOODLIGHT 180 W 4000 K IP65 BK	4058075097728	180	220…240	>0.90	20000	110	4000	≥80
FLOODLIGHT 180 W 6500 K IP65 BK	4058075097735	180	220…240	>0.90	20000	110	6500	≥80

Product name		t[h]	IP	PROTECTION CLASS	l [mm]	b [mm]	h [mm]	COLOR	
FLOODLIGHT 180 W 4000 K IP65 BK	100 ° x 100	50000	IP65	IK08	340	310	81	Black	1
FLOODLIGHT 180 W 6500 K IP65 BK	100 ° x 100	50000	IP65	IK08	340	310	81	Black	1

PRODUCT FEATURES

- Luminaire efficacy: up to 110 lm/W
- Symmetrical beam angle: 100° x 100°
- Mounting bracket for up to 180° tilting
- Type of protection: IP65
- Impact resistance: IK08
- Ambient temperature in operation: -20…+50 °C
- Connection via 1 m cable, wiring required

PRODUCT BENEFITS

- Energy savings of up to 90 % compared to halogen lamp floodlights
- Frosted cover made of tempered glass for uniform illumination
- Optimized weight and size due to compact design
- 5 years guarantee

AREAS OF APPLICATION

- Replacement for floodlights with halogen lamps
- Garages
- Public areas
- Building facades
- Construction areas
- D-sign according to EN 60598-2-24 for fire-risk commercial unit, f. e. by accumulation of dust

REFERENCES / LINKS

For Guarantee see www.ledvance.com/guarantee

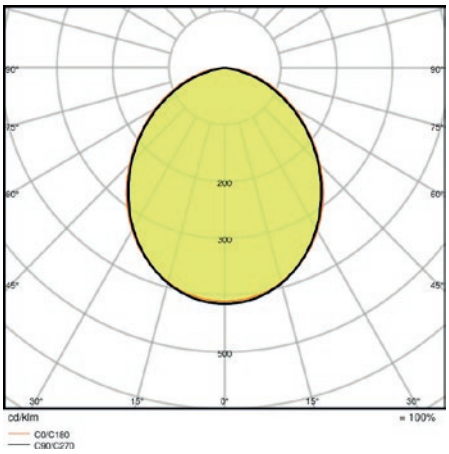

LEDVANCE

FLOODLIGHT SENSOR 20

Luminaire with symmetrical light output with 20 W and sensor



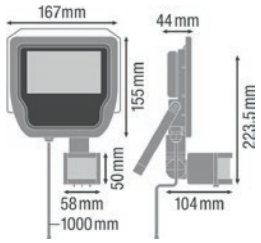

	Product name	GTIN (EAN)	W	V	λ	lm	lm/W	K	Ra
NEW	FLOODLIGHT 20 W 3000 K IP65 BK S	4058075143531	20	220…240	≥0.90	2200	110	3000	≥80
NEW	FLOODLIGHT 20 W 4000 K IP65 BK S	4058075143555	20	220…240	≥0.90	2200	110	4000	≥80

	Product name		t[h]	IP	PROTECTION CLASS	l [mm]	b [mm]	h [mm]	COLOR	
NEW	FLOODLIGHT 20 W 3000 K IP65 BK S	100 ° x 100	30000	IP65	IK07	223.5	167	104	Black	10
NEW	FLOODLIGHT 20 W 4000 K IP65 BK S	100 ° x 100	30000	IP65	IK07	223.5	167	104	Black	10

PRODUCT FEATURES

- Luminaire efficacy: up to 110 lm/W
- Symmetrical beam angle: 100° x 100°
- PIR motion and daylight sensor
- Deactivation of the sensor by switch setting
- Mounting bracket for up to 180° tilting
- Type of protection: IP65
- Impact resistance: IK07
- Ambient temperature in operation: -20…+40 °C
- Connection via 1 m cable, wiring required

PRODUCT BENEFITS

- Energy savings of up to 90 % compared to halogen lamp floodlights
- Frosted cover made of tempered glass for uniform illumination
- Easy adjustment of range, daylight and motion detection via rotary switch
- 3 years guarantee

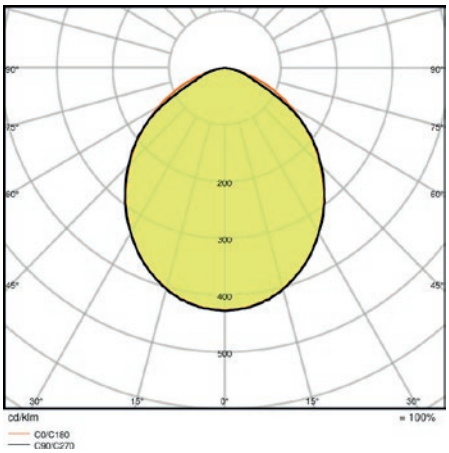

AREAS OF APPLICATION

- Replacement for floodlights with halogen lamps
- Car parks and underpasses
- Garages
- Public areas
- Construction areas
- D-sign according to EN 60598-2-24 for fire-risk commercial unit, f. e. by accumulation of dust

REFERENCES / LINKS

For Guarantee see www.ledvance.com/guarantee

LEDVANCE

FLOODLIGHT SENSOR 50

Luminaire with symmetrical light output with 50 W and sensor



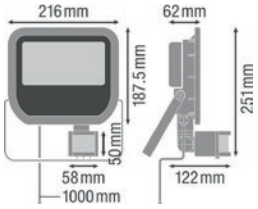

	Product name	GTIN (EAN)	W	V	λ	lm	lm/W	K	Ra
NEW	FLOODLIGHT 50 W 3000 K IP65 BK S	4058075143579	50	220…240	≥0.90	5500	110	3000	≥80
NEW	FLOODLIGHT 50 W 4000 K IP65 BK S	4058075143593	50	220…240	≥0.90	5500	110	4000	≥80

	Product name		t[h]	IP	PROTECTION CLASS	l [mm]	b [mm]	h [mm]	COLOR	
NEW	FLOODLIGHT 50 W 3000 K IP65 BK S	100 ° x 100	30000	IP65	IK07	251	216	122	Black	10
NEW	FLOODLIGHT 50 W 4000 K IP65 BK S	100 ° x 100	30000	IP65	IK07	251	216	122	Black	10

PRODUCT FEATURES

- Luminaire efficacy: up to 110 lm/W
- Symmetrical beam angle: 100° x 100°
- PIR motion and daylight sensor
- Deactivation of the sensor by switch setting
- Mounting bracket for up to 180° tilting
- Type of protection: IP65
- Impact resistance: IK07
- Ambient temperature in operation: -20…+40 °C
- Connection via 1 m cable, wiring required

PRODUCT BENEFITS

- Energy savings of up to 90 % compared to halogen lamp floodlights
- Frosted cover made of tempered glass for uniform illumination
- Easy adjustment of range, daylight and motion detection via rotary switch
- 3 years guarantee

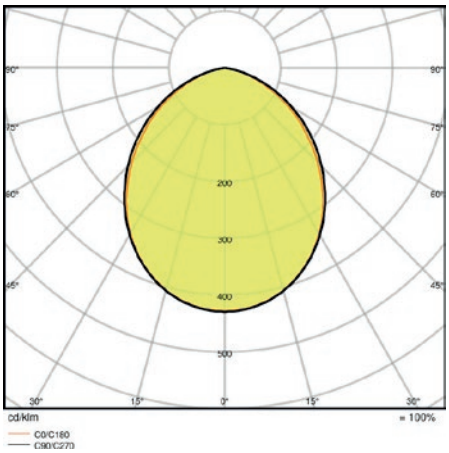

AREAS OF APPLICATION

- Replacement for floodlights with halogen lamps
- Car parks and underpasses
- Garages
- Public areas
- Construction areas
- D-sign according to EN 60598-2-24 for fire-risk commercial unit, f. e. by accumulation of dust

REFERENCES / LINKS

For Guarantee see www.ledvance.com/guarantee

LEDVANCE

OUTDOOR FACADE SPOT

Luminaires with rotatable head and directional light



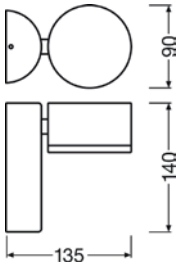

	Product name	GTIN (EAN)	W	V	λ	lm	lm/W	K	Ra	
NEW	O FACADE SPOT 8 W 3000 K IP54 WT	4058075074736	8	220…240	>0.5	460	60	3000	≥80	110

	Product name	t[h]	IP	PROTECTION CLASS	l [mm]	b [mm]	h [mm]	COLOR	
NEW	O FACADE SPOT 8 W 3000 K IP54 WT	30000	IP54	IK06	135	90	140	White	6

PRODUCT FEATURES

- Bright and functional outdoor LED luminaires
- Type of protection: IP54
- Die-cast aluminum housing
- Adjustable modules: rotation angle 320°
- Diffuser made of opal polycarbonate
- Available in two housing colors: white and dark gray

PRODUCT BENEFITS

- Energy-efficient thanks to LED technology
- 5 years guarantee
- Easy and quick installation
- Homogeneous light output

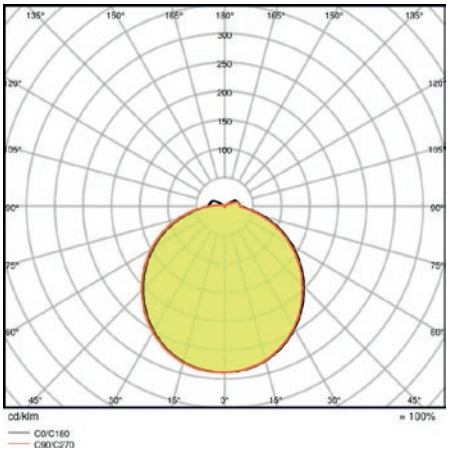

AREAS OF APPLICATION

- Outdoor
- Building facades
- Entrance lighting
- Gardens, balconies and other outdoor areas

EQUIPMENT / ACCESSORIES

- Complete mounting and connecting accessories included

REFERENCES / LINKS

For Guarantee see www.ledvance.com/guarantee

OUTDOOR FACADE EDGE

Slim LED luminaires with high light output and optional sensor



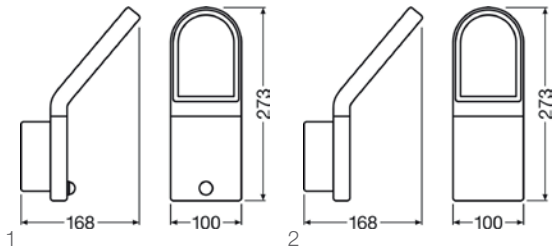

	Product name	GTIN (EAN)	W	V	λ	lm	lm/W	K	Ra	
NEW	O FACADE EDGE 12 W 3000 K GY	4058075074750	12.0	220…240	>0.5	740	60	3000	≥80	110
NEW	O FACADE EDGE 12 W 3000 K WT	4058075074774	12.0	220…240	>0.5	770	65	3000	≥80	107
NEW	O FACADE EDGE SENSOR 12 W 3000 K S GY	4058075074798	12.2	220…240	>0.5	740	60	3000	≥80	107
NEW	O FACADE EDGE SENSOR 12 W 3000 K S WT	4058075074811	12.2	220…240	>0.5	770	65	3000	≥80	107

	Product name	t[h]	IP	PROTECTION CLASS	l [mm]	b [mm]	h [mm]	COLOR		No.
NEW	O FACADE EDGE 12 W 3000 K GY	30000	IP54	IK06	168	100	273	Gray	4	2
NEW	O FACADE EDGE 12 W 3000 K WT	30000	IP54	IK06	168	100	273	White	4	2
NEW	O FACADE EDGE SENSOR 12 W 3000 K S GY	30000	IP54	IK06	168	100	273	Gray	4	1
NEW	O FACADE EDGE SENSOR 12 W 3000 K S WT	30000	IP54	IK06	168	100	273	White	4	1

PRODUCT FEATURES

- Very bright and functional outdoor LED luminaires
- Type of protection: IP54
- Die-cast aluminum housing
- Available with and without motion sensor
- Available in two housing colors: white and dark gray
- Diffuser made of opal polycarbonate with clear glass cover

PRODUCT BENEFITS

- Energy-efficient thanks to LED technology
- 5 years guarantee
- Easy and quick installation
- Homogeneous light output

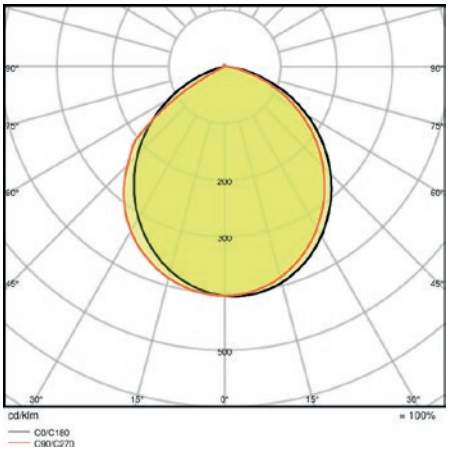

AREAS OF APPLICATION

- Outdoor
- Building facades
- Entrance lighting
- Gardens, balconies and other outdoor areas

EQUIPMENT / ACCESSORIES

- Complete mounting and connecting accessories included

REFERENCES / LINKS

For Guarantee see www.ledvance.com/guarantee

LEDVANCE

OUTDOOR FACADE LANTERN

Contemporary lanterns with light guide for low-glare illumination



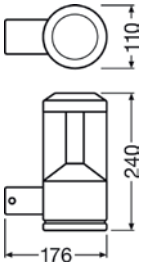

	Product name	GTIN (EAN)	W	V	λ	lm	lm/W	K	Ra	
NEW	O FACADE LANTERN 12 W 3000 K IP54 GY	4058075074835	12	220…240	>0.5	610	50	3000	≥80	210

	Product name	t[h]	IP	PROTECTION CLASS	l [mm]	b [mm]	h [mm]	COLOR	
NEW	O FACADE LANTERN 12 W 3000 K IP54 GY	30000	IP54	IK06	176	110	240	Gray	4

PRODUCT FEATURES

- Bright and functional outdoor LED luminaires
- Type of protection: IP54
- Die-cast aluminum housing
- Diffuser made of opal polycarbonate with transparent polycarbonate cover

PRODUCT BENEFITS

- Energy-efficient thanks to LED technology
- 5 years guarantee
- Easy and quick installation
- Special light guide design for low-glare illumination

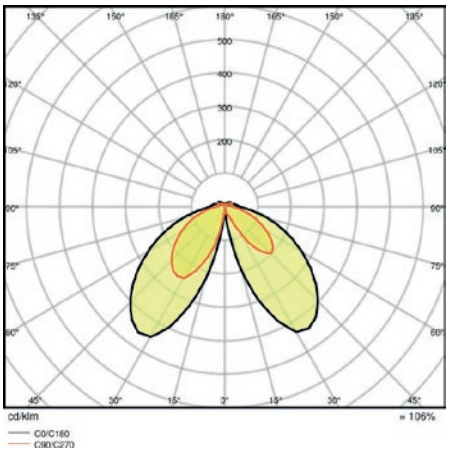

AREAS OF APPLICATION

- Outdoor
- Building facades
- Gardens, balconies and other outdoor areas

EQUIPMENT / ACCESSORIES

- Complete mounting and connecting accessories included

REFERENCES / LINKS

For Guarantee see www.ledvance.com/guarantee

OUTDOOR BOLLARD LANTERN

Contemporary bollards with light guide for low-glare illumination



1

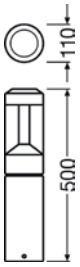

2



	Product name	GTIN (EAN)	W	V	λ	lm	lm/W	K	Ra	∠
NEW	O BOLLARD 500 LANTERN 12 W 3000 K GY	4058075074859	12	220…240	>0.5	610	50	3000	≥80	210
NEW	O BOLLARD 900 LANTERN 12 W 3000 K GY	4058075074873	12	220…240	>0.5	610	50	3000	≥80	210

	Product name	t [h]	IP	PROTECTION CLASS	⌀ d [mm]	h [mm]	COLOR		No.
NEW	O BOLLARD 500 LANTERN 12 W 3000 K GY	30000	IP54	IK06	110	500	Gray	2	1
NEW	O BOLLARD 900 LANTERN 12 W 3000 K GY	30000	IP54	IK06	110	900	Gray	2	2

PRODUCT FEATURES

- Bright and functional outdoor LED luminaires
- Type of protection: IP54
- Die-cast aluminum housing
- Diffuser made of opal polycarbonate with transparent polycarbonate cover

PRODUCT BENEFITS

- Energy-efficient thanks to LED technology
- 5 years guarantee
- Easy and quick installation
- Special light guide design for low-glare illumination

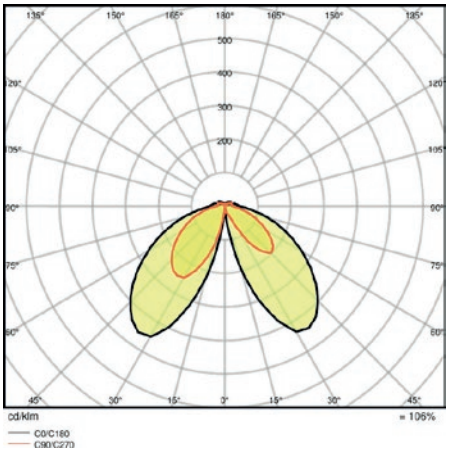

AREAS OF APPLICATION

- Outdoor
- Pathway lighting
- Driveways

EQUIPMENT / ACCESSORIES

- Complete mounting and connecting accessories included

REFERENCES / LINKS

For Guarantee see www.ledvance.com/guarantee

LEDVANCE

OUTDOOR SURFACE ROUND

Wall and ceiling luminaires with modern design in round shape



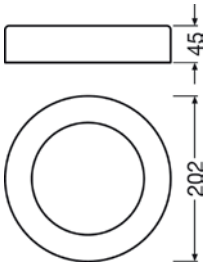

	Product name	GTIN (EAN)	W	V	λ	lm	lm/W	K	Ra	°
NEW	O SURFACE RD 13 W 3000 K IP54 GY	4058075074897	13	220…240	>0.5	480	35	3000	≥80	100
NEW	O SURFACE RD 13 W 3000 K IP54 WT	4058075074910	13	220…240	>0.5	600	45	3000	≥80	100

	Product name	t [h]	IP	PROTECTION CLASS	Ø d [mm]	h [mm]	COLOR	
NEW	O SURFACE RD 13 W 3000 K IP54 GY	30000	IP54	IK06	202	45	Gray	6
NEW	O SURFACE RD 13 W 3000 K IP54 WT	30000	IP54	IK06	202	45	White	6

PRODUCT FEATURES

- Bright and functional outdoor LED luminaires
- Type of protection: IP54
- Die-cast aluminum housing
- Available in two housing colors: white and dark gray
- Diffuser made of opal polycarbonate

PRODUCT BENEFITS

- Energy-efficient thanks to LED technology
- 5 years guarantee
- Easy and quick installation
- Homogeneous light output

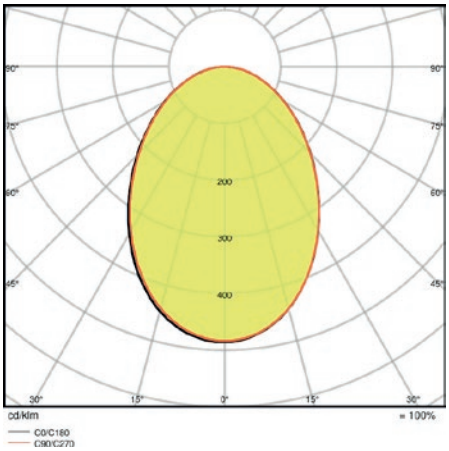

AREAS OF APPLICATION

- Outdoor
- Building facades
- Gardens, balconies and other outdoor areas

EQUIPMENT / ACCESSORIES

- Complete mounting and connecting accessories included

REFERENCES / LINKS

For Guarantee see www.ledvance.com/guarantee

LEDVANCE

OUTDOOR SURFACE SQUARE

Wall and ceiling luminaires with modern design in square shape



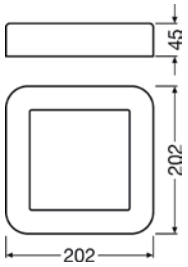

	Product name	GTIN (EAN)	W	V	λ	lm	lm/W	K	Ra	
NEW	O SURFACE SQ 13 W 3000 K IP54 GY	4058075074934	13	220…240	>0.5	480	35	3000	≥80	100
NEW	O SURFACE SQ 13 W 3000 K IP54 WT	4058075074958	13	220…240	>0.5	600	45	3000	≥80	100

	Product name	t[h]	IP	PROTECTION CLASS	l [mm]	b [mm]	h [mm]	COLOR	
NEW	O SURFACE SQ 13 W 3000 K IP54 GY	30000	IP54	IK06	202	202	45	Gray	6
NEW	O SURFACE SQ 13 W 3000 K IP54 WT	30000	IP54	IK06	202	202	45	White	6

PRODUCT FEATURES

- Bright and functional outdoor LED luminaires
- Type of protection: IP54
- Die-cast aluminum housing
- Available in two housing colors: white and dark gray
- Diffuser made of opal polycarbonate

PRODUCT BENEFITS

- Energy-efficient thanks to LED technology
- 5 years guarantee
- Easy and quick installation
- Homogeneous light output

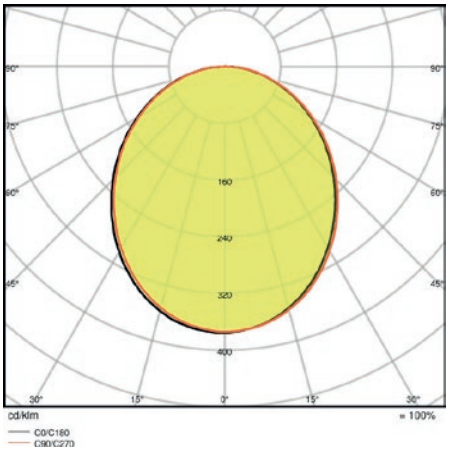

AREAS OF APPLICATION

- Outdoor
- Building facades
- Gardens, balconies and other outdoor areas

EQUIPMENT / ACCESSORIES

- Complete mounting and connecting accessories included

REFERENCES / LINKS

For Guarantee see www.ledvance.com/guarantee

LEDVANCE

OUTDOOR FACADE BELT

Luminaires with modern design and light outlet up and down



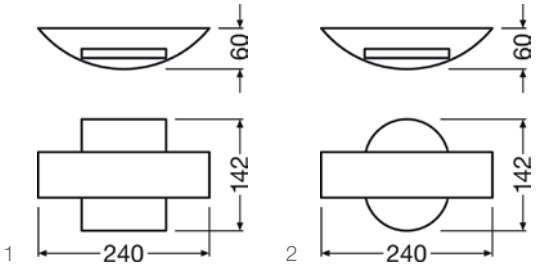

	Product name	GTIN (EAN)	W	V	λ	lm	lm/W	K	Ra	
NEW	O FACADE BELT RD 11 W 3000 K IP54 GY	4058075074972	11	220…240	>0.5	400	35	3000	≥80	335
NEW	O FACADE BELT SQ 11 W 3000 K IP54 GY	4058075074996	11	220…240	>0.5	410	35	3000	≥80	340

	Product name	t[h]	IP	PROTECTION CLASS	l [mm]	b [mm]	h [mm]	COLOR		No.
NEW	O FACADE BELT RD 11 W 3000 K IP54 GY	30000	IP54	IK06	60	240	142	Gray	6	2
NEW	O FACADE BELT SQ 11 W 3000 K IP54 GY	30000	IP54	IK06	60	240	142	Gray	6	1

PRODUCT FEATURES

- Bright and functional outdoor LED luminaires
- Type of protection: IP54
- Die-cast aluminum housing
- Available in round and square form
- Diffuser made of opal PMMA

PRODUCT BENEFITS

- Energy-efficient thanks to LED technology
- 5 years guarantee
- Easy and quick installation
- Homogeneous light output

AREAS OF APPLICATION

- Outdoor
- Building facades
- Entrance lighting

EQUIPMENT / ACCESSORIES

- Complete mounting and connecting accessories included

REFERENCES / LINKS

For Guarantee see www.ledvance.com/guarantee

LEDVANCE

OUTDOOR FACADE INDIRECT

Luminaires with rotatable head and indirect light





	Product name	GTIN (EAN)	W	V	λ	lm	lm/W	K	Ra	∠
NEW	O FACADE IND RD 13 W 3000 K IP54 GY	4058075075016	13	220…240	>0.5	480	35	3000	≥80	240
NEW	LED FACADE INDIRECT 13 W 3000 K RD WT	4058075075030	13	220…240	>0.5	640	50	3000	≥80	240

	Product name	t [h]	IP	PROTECTION CLASS	Ø d [mm]	h [mm]	COLOR	
NEW	O FACADE IND RD 13 W 3000 K IP54 GY	30000	IP54	IK06	150	118	Gray	6
NEW	LED FACADE INDIRECT 13 W 3000 K RD WT	30000	IP54	IK06	150	118	White	6

PRODUCT FEATURES

- Bright and functional outdoor LED luminaires
- Type of protection: IP54
- Die-cast aluminum housing
- Available in two housing colors: white and dark gray
- Swivel angle: 90°
- Diffuser made of opal PMMA

PRODUCT BENEFITS

- Energy-efficient thanks to LED technology
- 5 years guarantee
- Easy and quick installation
- Homogeneous light output

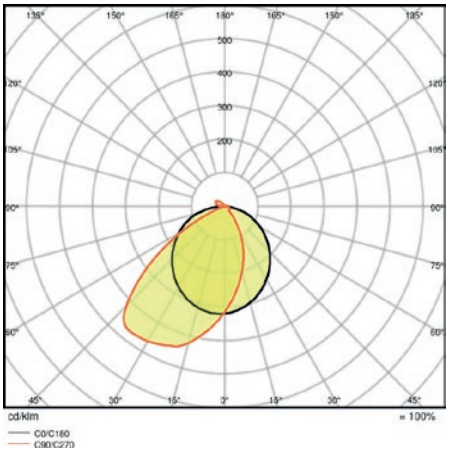

AREAS OF APPLICATION

- Outdoor
- Building facades
- Decorative illumination

EQUIPMENT / ACCESSORIES

- Complete mounting and connecting accessories included

REFERENCES / LINKS

For Guarantee see www.ledvance.com/guarantee

OUTDOOR FACADE UPDOWN

Luminaires with classic shape and light outlet up and down



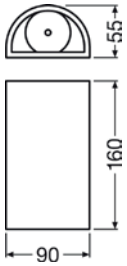

	Product name	GTIN (EAN)	W	V	λ	lm	lm/W	K	Ra	∠
NEW	O FACADE UPDOWN 12 W 3000 K IP54 GY	4058075075054	12	220…240	>0.5	700	60	3000	≥80	280
NEW	O FACADE UPDOWN 12 W 3000 K IP54 WT	4058075075078	12	220…240	>0.5	710	60	3000	≥80	280

	Product name	t[h]	IP	PROTECTION CLASS	l [mm]	b [mm]	h [mm]	COLOR	
NEW	O FACADE UPDOWN 12 W 3000 K IP54 GY	30000	IP54	IK06	55	90	160	Gray	6
NEW	O FACADE UPDOWN 12 W 3000 K IP54 WT	30000	IP54	IK06	55	90	160	White	6

PRODUCT FEATURES

- Very bright and functional outdoor LED luminaires
- Type of protection: IP54
- Die-cast aluminum housing
- Available in two housing colors: white and dark gray
- Diffuser made of clear glass

PRODUCT BENEFITS

- Energy-efficient thanks to LED technology
- 5 years guarantee
- Easy and quick installation
- Homogeneous light output

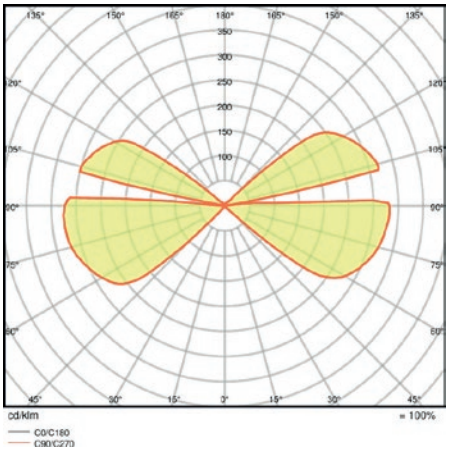

AREAS OF APPLICATION

- Outdoor
- Building facades
- Decorative illumination

EQUIPMENT / ACCESSORIES

- Complete mounting and connecting accessories included

REFERENCES / LINKS

For Guarantee see www.ledvance.com/guarantee

LEDVANCE

OUTDOOR FACADE POLE

Stainless steel wall-luminaires with indirect illumination



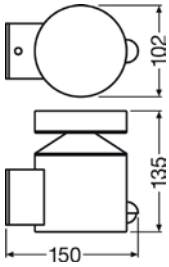

1

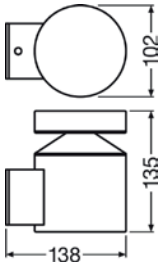

2

	Product name	GTIN (EAN)	W	V	λ	lm	lm/W	K	Ra	∠°
NEW	O FACADE POLE 6 W 3000 K SST	4058075075092	6	220…240	>0.5	360	60	3000	≥80	160
NEW	O FACADE POLE SENSOR 6 W 3000 K S SST	4058075075115	6	220…240	>0.5	360	60	3000	≥80	160

	Product name	t[h]	IP	PROTECTION CLASS	l [mm]	b [mm]	h [mm]	COLOR		No.
NEW	O FACADE POLE 6 W 3000 K SST	30000	IP44	IK06	138	102	135	Steel	6	2
NEW	O FACADE POLE SENSOR 6 W 3000 K S SST	30000	IP44	IK06	150	102	135	Steel	6	1

PRODUCT FEATURES

- Bright and functional outdoor LED luminaires
- Type of protection: IP44
- Housing made of Polycarbonate covered with stainless steel
- Available as wall, ceiling and bollard luminares
- Available with and without motion sensor
- Diffuser made of transparent polycarbonate

PRODUCT BENEFITS

- Energy-efficient thanks to LED technology
- 5 years guarantee
- Easy and quick installation
- Special light guide design for low-glare illumination

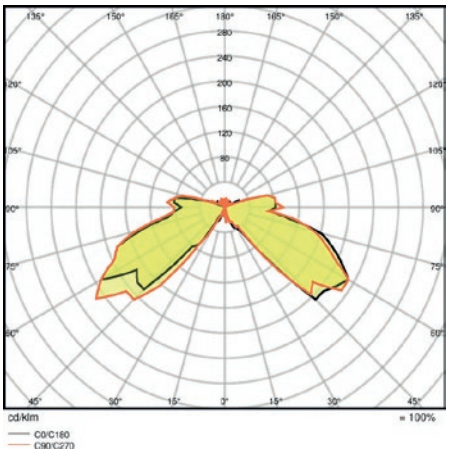

AREAS OF APPLICATION

- Outdoor
- Building facades
- Entrance lighting
- Gardens, balconies and other outdoor areas

EQUIPMENT / ACCESSORIES

- Complete mounting and connecting accessories included

REFERENCES / LINKS

For Guarantee see www.ledvance.com/guarantee

LEDVANCE

OUTDOOR BOLLARD POLE

Stainless steel bollards with indirect illumination



1



2



	Product name	GTIN (EAN)	W	V	λ	lm	lm/W	K	Ra	
NEW	O BOLLARD 500 POLE 6 W 3000 K IP44 SST	4058075075139	6	220…240	>0.5	360	60	3000	≥80	160
NEW	O BOLLARD 800 POLE 6 W 3000 K IP44 SST	4058075075153	6	220…240	>0.5	360	60	3000	≥80	160

	Product name	t [h]	IP	PROTECTION CLASS	Ø d [mm]	h [mm]	COLOR		No.
NEW	O BOLLARD 500 POLE 6 W 3000 K IP44 SST	30000	IP44	IK06	102	500	Steel	2	1
NEW	O BOLLARD 800 POLE 6 W 3000 K IP44 SST	30000	IP44	IK06	102	800	Steel	2	2

PRODUCT FEATURES

- Bright and functional outdoor LED luminaires
- Type of protection: IP44
- Housing made of Polycarbonate covered with stainless steel
- Available as wall, ceiling and bollard luminares
- Diffuser made of transparent polycarbonate

PRODUCT BENEFITS

- Energy-efficient thanks to LED technology
- 5 years guarantee
- Easy and quick installation
- Special light guide design for low-glare illumination

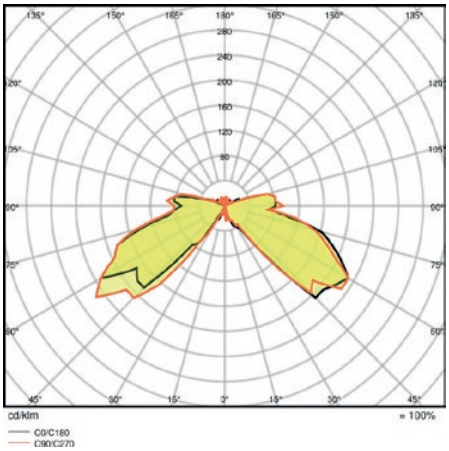

AREAS OF APPLICATION

- Outdoor
- Pathway lighting
- Driveways

EQUIPMENT / ACCESSORIES

- Complete mounting and connecting accessories included

REFERENCES / LINKS

For Guarantee see www.ledvance.com/guarantee

OUTDOOR SURFACE POLE

Stainless steel surface-luminaires with indirect illumination



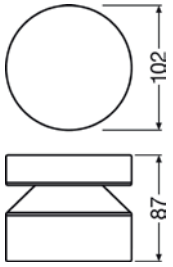

	Product name	GTIN (EAN)	W	V	λ	lm	lm/W	K	Ra	
NEW	O SURFACE POLE 6 W 3000 K IP44 SST	4058075075177	6	220…240	>0.5	360	60	3000	≥80	160

	Product name	t[h]	IP	PROTECTION CLASS	Ø d [mm]	h [mm]	COLOR	
NEW	O SURFACE POLE 6 W 3000 K IP44 SST	30000	IP44	IK06	102	87	Steel	6

PRODUCT FEATURES

- Bright and functional outdoor LED luminaires
- Type of protection: IP44
- Housing made of Polycarbonate covered with stainless steel
- Available as wall, ceiling and bollard luminares
- Diffuser made of transparent polycarbonate

PRODUCT BENEFITS

- Energy-efficient thanks to LED technology
- 5 years guarantee
- Easy and quick installation
- Special light guide design for low-glare illumination

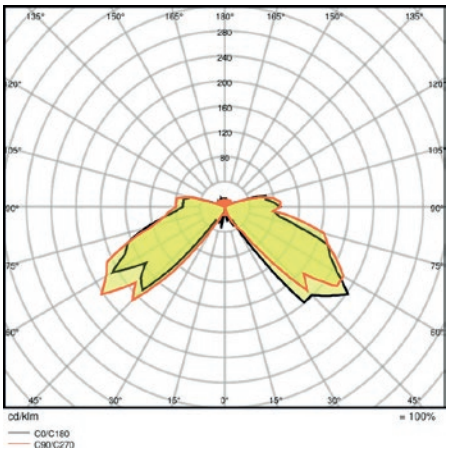

AREAS OF APPLICATION

- Outdoor
- Building facades
- Decorative illumination

EQUIPMENT / ACCESSORIES

- Complete mounting and connecting accessories included

REFERENCES / LINKS

For Guarantee see www.ledvance.com/guarantee

LEDVANCE

EMERGENCY DOWNLIGHT DN120 AUTO TEST

Emergency Downlights with high lumen output and automatic test function

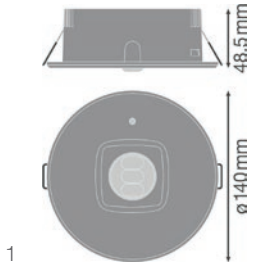

1

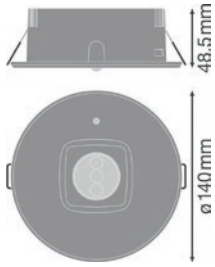

2

	Product name	GTIN (EAN)	W	V	λ	lm	K	IP	PROTECTION CLASS	∅ d [mm]
NEW	EM DL DN120 HO AT 3H Escape	4058075124578	3.9	220…240	≥0.4	335	6500	IP43	IK07	140
NEW	EM DL DN120 HO AT 3H Antipanic	4058075124554	4.0	220…240	≥0.4	335	6500	IP43	IK07	140

	Product name	h [mm]	COLOR		No.
NEW	EM DL DN120 HO AT 3H Escape	48.5	White	8	1
NEW	EM DL DN120 HO AT 3H Antipanic	48.5	White	8	2

PRODUCT FEATURES

- Self-contained luminaires
- Certified according to European norms (EN 60598-1:2015; EN 60598-2-22:2014)
- Battery discharge time: 3 h
- Mounting type: ceiling recessed or surface mounting
- Function test: automatic (AT)
- Operation mode: maintained (M)
- Battery technology: NiMH
- Versions available for escape routes or antipanic illumination
- Integrated power supply: control gear and battery

PRODUCT BENEFITS

- Product family covers various types of emergency lighting applications
- High luminous flux and optimized light distribution
- High test temperature (850 °C) according to glow wire test rating IEC 60695-2-12
- High IK rating (IK07) according to impact test IEC 62262-2002

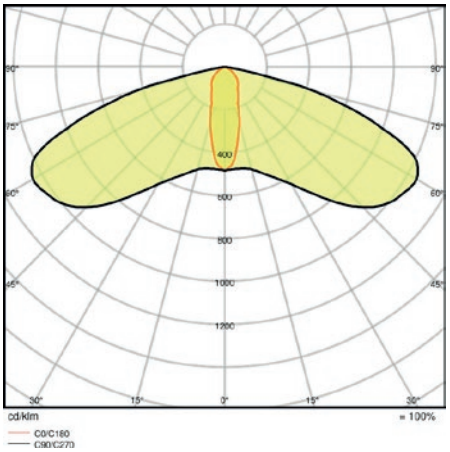

AREAS OF APPLICATION

- Emergency illumination of escape routes
- Antipanic lighting
- Buildings requiring up to 3 h emergency light operation

EQUIPMENT / ACCESSORIES

- Surface mounting kit available

LEDVANCE

EMERGENCY DOWNLIGHT DN120 MANUAL TEST

Emergency Downlights with manual test function

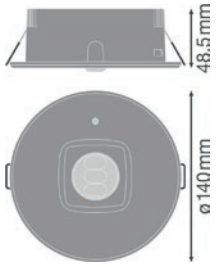

1

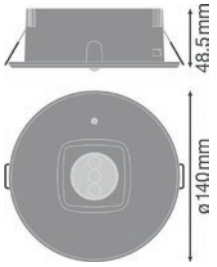

2

	Product name	GTIN (EAN)	W	V	λ	lm	K	IP	PROTECTION CLASS	∅ d [mm]
NEW	EM DL DN120 MT 3H Antipanic	4058075124516	4	220…240	≥0.4	235	6500	IP43	IK07	140
NEW	EM DL DN120 MT 3H Escape	4058075124530	4	220…240	≥0.4	235	6500	IP43	IK07	140

	Product name	h [mm]	COLOR		No.
NEW	EM DL DN120 MT 3H Antipanic	48.5	White	8	2
NEW	EM DL DN120 MT 3H Escape	48.5	White	8	1

PRODUCT FEATURES

- Self-contained luminaires
- Certified according to European norms (EN 60598-1:2015; EN 60598-2-22:2014)
- Battery discharge time: 3 h
- Mounting type: ceiling recessed or surface mounting
- Function test: manual (MT)
- Operation mode: maintained (M) or non-maintained (NM)
- Battery technology: NiMH
- Versions available for escape routes or antipanic illumination
- Integrated power supply: control gear and battery

PRODUCT BENEFITS

- Product family covers various types of emergency lighting applications
- High luminous flux and optimized light distribution
- High test temperature (850 °C) according to glow wire test rating IEC 60695-2-12
- High IK rating (IK07) according to impact test IEC 62262-2002

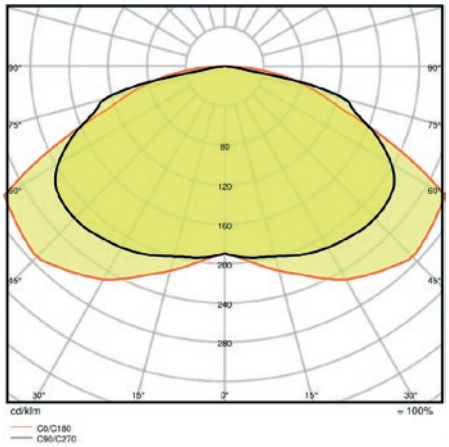

AREAS OF APPLICATION

- Emergency illumination of escape routes
- Antipanic lighting
- Buildings requiring up to 3 h emergency light operation

EQUIPMENT / ACCESSORIES

- Surface mounting kit available

LEDVANCE

EMERGENCY DOWNLIGHT DN120 MOUNT KIT

Accessory for surface mounting of Emergency Downlights DN120

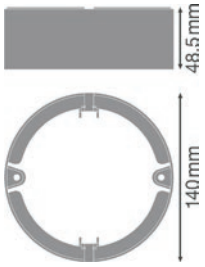

	Product name	GTIN (EAN)	⌀ d [mm]	h [mm]	COLOR	
NEW	EM DL Surface Mount Kit	4058075124592	140	48.5	White	8

PRODUCT FEATURES

- Accessory for surface mounting of Emergency Downlights DN120

LEDVANCE

EMERGENCY EXIT SIGN HB 27M

Safety signs with various mounting options for wall, ceiling, recessed and pendant



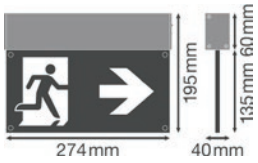

	Product name	GTIN (EAN)	W	V	K	IP	PROTECTION CLASS	l [mm]	b [mm]	h [mm]
NEW	EM SIGN HB 27M 3/8H AT	4058075144484	3.9	220…240	6500	IP40	IK06	274	40	195

	Product name	COLOR	
NEW	EM SIGN HB 27M 3/8H AT	Silver	6

PRODUCT FEATURES

- Self-contained luminaires
- Certified according to European norms (EN 60598-1:2015; EN 60598-2-22:2014)
- Battery discharge time: 3h or 8h operation time selectable with an integrated switch
- Viewing distance: 27 m (according to EN 1838:2013)
- Mounting type: surface, recessed or suspended mounting on wall or ceiling
- Function test: automatic (AT)
- Operation mode: maintained (M) or non-maintained (NM)
- Battery technology: LiFePO4

PRODUCT BENEFITS

- Flexible mounting options
- 4 pictograms (left, right, up, down) acc. to ISO 7010 and reflective white foil included
- Compact and modern design with extruded Aluminum housing
- High and homogeneous brightness complying with requirements of DIN4844-1
- High IK rating (IK06) according to impact test IEC 62262-2002

AREAS OF APPLICATION

- Safety signs
- Buildings requiring up to 3 h or 8 h emergency light operation

EQUIPMENT / ACCESSORIES

- Wall mounting kit available
- Recessed mounting kit available
- Pendant mounting kits available (pole or chain mounting)
- Flag mounting kit available

EMERGENCY EXIT SIGN HB 27M ACCESSORIES

Accessories for various types of mounting of Emergency Exit Sign HB 27M



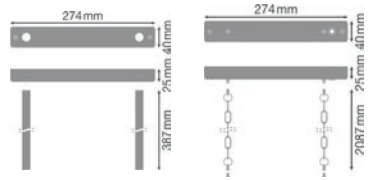

1 2

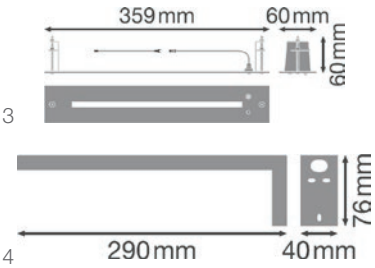

3 4

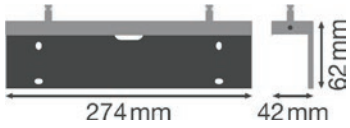

5

	Product name	GTIN (EAN)	l [mm]	b [mm]	h [mm]	COLOR		No.
NEW	EM SIGN HB 27M Wall Bracket	4058075144507	274	42	62	Silver	6	5
NEW	EM SIGN HB 27M Flag Bracket	4058075144521	290	40	76	Silver	6	4
NEW	EM SIGN HB 27M Suspension Pole Kit	4058075144545	274	40	387	Silver	6	1
NEW	EM SIGN HB 27M Suspension Chain Kit	4058075144569	274	40	2087	Silver	6	2
NEW	EM SIGN HB 27M Recessed Frame	4058075144583	359	60	60	Silver	6	3

PRODUCT FEATURES

- Accessories for various types of mounting of Emergency Exit Sign HB 27M

LEDVANCE

Vintage 1906 PenduLum PRO

Indoor pendant luminaires in vintage style



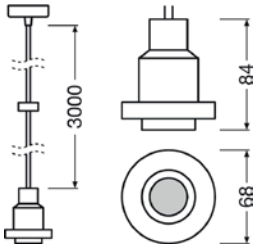

Product name	GTIN (EAN)	V	⌀ d [mm]	COLOR		KABEL-LÄNGE	
Vintage 1906 PenduLum PRO Black	4058075153844	220…240	68	Black	Aluminum	3000	4
Vintage 1906 PenduLum PRO Gold	4058075153868	220…240	68	Gold	Aluminum	3000	4

PRODUCT FEATURES

- Reduced industrial design
- Made of classic materials
- Special vintage appeal when combined with 1906 LED and halogen lamps
- Flexible mounting options: leash principle
- Available in various colors

PRODUCT BENEFITS

- Flexible lighting thanks to countless mounting possibilities
- Made of solid aluminum with high-quality appearance
- Semi-matt surface with great look and feel
- Accessories for flexible mounting options included

AREAS OF APPLICATION

- Living areas (living rooms, dining rooms, bedrooms etc.)
- Professional (hotels, bars, boutiques etc.)

REFERENCES / LINKS

„Further information at www.edition-1906.com“

NIGHTLUX Hall

Mobile nightlights with motion sensor and tilt function, battery-powered



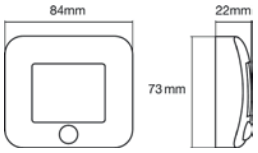

Product name	GTIN (EAN)	W	V	lm	lm/W	K	Ra	t[h]	IP
NIGHTLUX Hall Silver	4058075027213	0.25	4.5	14	56	4000	>80	25000	IP54

Product name	l [mm]	b [mm]	h [mm]	COLOR	
NIGHTLUX Hall Silver	84	73	22	Silver	6

PRODUCT FEATURES

- Integrated light and motion sensor
- Available in two housing colors
- Switch for Auto- or On/Off-Mode
- Type of protection: IP54

PRODUCT BENEFITS

- Attractive and functional design
- Economical operation due to low power consumption
- Easy and fast mounting on nearly every surface (adhesive tape or screws)
- Light direction individually adjustable
- Accessories for flexible mounting options included

AREAS OF APPLICATION

- For a very large range of uses
- Indoor and outdoor
- Entrances / Hallways
- Corridors

EQUIPMENT / ACCESSORIES

- Batteries included: 3x1.5 V LR03 (AAA)

DoorLED Solar
Off-grid outdoor solar luminaires



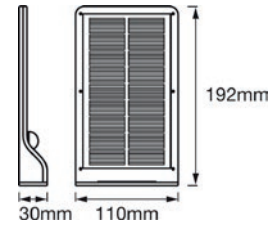

1

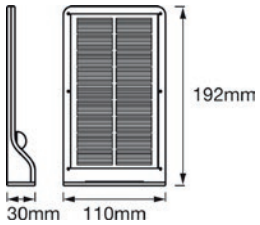

2

	Product name	GTIN (EAN)	W	lm	lm/W	K	Ra	t[h]	IP	l [mm]
NEW	DoorLED Solar White	4058075126046	3	320	107	4000	≥80	30000	IP44	192
NEW	DoorLED Solar Silver	4058075126060	3	320	107	4000	≥80	30000	IP44	192

	Product name	b [mm]	h [mm]	COLOR		No.
NEW	DoorLED Solar White	110	30	White	6	1
NEW	DoorLED Solar Silver	110	30	Silver	6	2

PRODUCT FEATURES

- Solar powered outdoor LED luminaire
- Battery charging via solar panel
- Battery technology: lithium-ion
- Battery charging time minimum 7h depending on product positioning and sun light exposure
- Type of protection: IP44

PRODUCT BENEFITS

- Demand based lighting and energy saving thanks to motion and daylight sensor
- Independent of power supply due to battery technology
- Energy-efficient thanks to LED technology

AREAS OF APPLICATION

- Outdoor
- Areas where no power supply is available

EQUIPMENT / ACCESSORIES

- Complete mounting and connecting accessories included

OSRAM

Door LED Down

Mobile luminaire for entrance areas, light outlet down



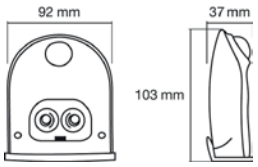

Product name	GTIN (EAN)	W	V	lm	lm/W	K	Ra	t[h]	IP
DoorLED Down White	4058075027275	0.55	4.5	40	73	4000	>80	25000	IP54
DoorLED Down Silver	4058075027299	0.95	4.5	40	42	4000	>80	25000	IP54

Product name	l [mm]	b [mm]	h [mm]	COLOR	
DoorLED Down White	102.5	92.4	36.5	White	6
DoorLED Down Silver	102.5	92.4	36.5	Silver	6

PRODUCT FEATURES

- Integrated light and motion sensor
- Available in two housing colors
- Type of protection: IP54

PRODUCT BENEFITS

- Attractive and functional design
- Economical operation due to low power consumption
- Easy and quick installation
- Accessories for flexible mounting options included

AREAS OF APPLICATION

- For a very large range of uses
- Indoor and outdoor
- Entrance lighting
- Corridors
- Patios, balconies

EQUIPMENT / ACCESSORIES

- Batteries included: 4x 1.5 V LR6 (AA)

OSRAM

LUNETTA USB

Socket night light with USB outlet and phone-parking possiblity



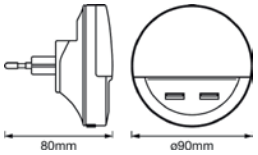

	Product name	GTIN (EAN)	W	V	lm	K	Ra	t[h]	IP	⌀ d [mm]
NEW	LUNETTA USB White	4058075126084	13	220…240	3	3000	≥80	25000	IP20	90

	Product name	h [mm]	COLOR		
NEW	LUNETTA USB White	80	White	6	

PRODUCT FEATURES

- Micro USB port with charging function
- Integrated phone parking possibility in the back
- Integrated day/night sensor

PRODUCT BENEFITS

- Automatically switches on and off according to the amount of available daylight
- Plug and Play due to EU Plug
- Energy-efficient thanks to LED technology

AREAS OF APPLICATION

- Bedrooms
- Children‘s bedrooms
- For indoor use only

OSRAM

LUNETTA Round
Socket night light with on/off-switch



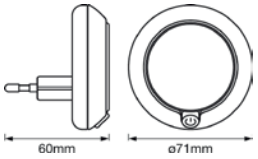

	Product name	GTIN (EAN)	W	V	lm	lm/W	K	Ra	t[h]	IP
NEW	LUNETTA Round White	4058075126145	0.3	220…240	3	10	3000	≥80	25000	IP20

	Product name	ø d [mm]	h [mm]	COLOR	
NEW	LUNETTA Round White	71	60	White	6

PRODUCT FEATURES

- Integrated day/night sensor
- Integrated on/off switch

PRODUCT BENEFITS

- Automatically switches on and off according to the amount of available daylight
- Plug and Play due to EU Plug
- Energy-efficient thanks to LED technology

AREAS OF APPLICATION

- Bedrooms
- Children‘s bedrooms
- For indoor use only

OSRAM

LUNETTA Slim
Socket night light with indirect light



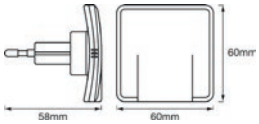

	Product name	GTIN (EAN)	W	V	lm	lm/W	K	Ra	t[h]	IP
NEW	LUNETTA Slim White	4058075126121	0.3	220…240	3	10	3000	≥80	25000	IP20

	Product name	l [mm]	b [mm]	h [mm]	COLOR	
NEW	LUNETTA Slim White	58	60	60	White	6

PRODUCT FEATURES

- Integrated day/night sensor
- Light emitted indirectly

PRODUCT BENEFITS

- Automatically switches on and off according to the amount of available daylight
- Plug and Play due to EU Plug
- Energy-efficient thanks to LED technology

AREAS OF APPLICATION

- Bedrooms
- Children‘s bedrooms
- For indoor use only

OSRAM

LUNETTA Hall Sensor
Socket night light with motion sensor



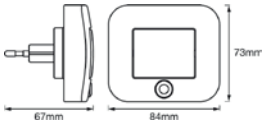

	Product name	GTIN (EAN)	W	V	lm	lm/W	K	Ra	t[h]	IP
NEW	LUNETTA Hall Sensor White	4058075126107	0.7	220…240	10	14	3000	≥80	25000	IP20

	Product name	l [mm]	b [mm]	h [mm]	COLOR		
NEW	LUNETTA Hall Sensor White	67	84	73	White	6	

PRODUCT FEATURES

- Integrated light and motion sensor

PRODUCT BENEFITS

- Demand based lighting and energy saving thanks to motion and daylight sensor
- Plug and Play due to EU Plug
- Energy-efficient thanks to LED technology

AREAS OF APPLICATION

- Bedrooms
- Children‘s bedrooms
- Entrances / Hallways
- For indoor use only

OSRAM


EDITION
1906

VINTAGE EDITION 1906 LAMPS AND LUMINAIRES

CONTENT

Vintage 1906 LED	2.02
Vintage 1906 PenduLum PRO	2.04



OSRAM

Vintage 1906 LED
LED lamps, vintage edition





1 2 3 4 5 6 7 8 9 10 11 12 13 14 15

	Product name	GTIN (EAN)	V	W	w≙W		lm	t[h]	K	Ra
NEW	RF1906 GLOBE 22 2.5 W/2500 K E27	4058075808980	220…240	2.5	22	A+	225	15000	2500	≥80
NEW	RF1906 CLAS ST 22 2.5 W/2500 K E27	4058075808706	220…240	2.5	22	A++	225	15000	2500	≥80
NEW	1906 LED TUBE 35 CL 4 W/2400 K E27	4058075808188	220…240	4.0	35	A++	400	15000	2400	≥80
NEW	RF1906 CLAS ST 36 CL 4.5 W/2500 K E27	4052899962095	220…240	4.5	36	A+	420	15000	2500	≥80
	Vintage 1906 LED 40 CL 4.5 W/2500 K E27	4058075091955	220…240	4.5	40	A+	420	15000	2500	≥80
NEW	RF1906 GLOBE 36 CL 4.5 W/2500 K E27	4052899962071	220…240	4.5	36	A+	420	15000	2500	≥80
	Vintage 1906 LED 40 4.5 W/2500 K E27	4058075092051	220…240	4.5	40	A+	470	15000	2500	≥80
	Vintage 1906 LED 40 4.5 W/2500 K E27	4058075091979	220…240	4.5	40	A+	470	15000	2500	≥80
	Vintage 1906 LED 40 4.5 W/2500 K E27	4058075092037	220…240	4.5	40	A+	470	15000	2500	≥80
	Vintage 1906 LED 40 4.5 W/2500 K E27	4058075092075	220…240	4.5	40	A+	470	15000	2500	≥80
	Vintage 1906 LED 40 4.5 W/2500 K E27	4058075092099	220…240	4.5	40	A+	470	15000	2500	≥80
	RF1906 CLAS ST 25 5 W/2000 K E27	4058075092112	220…240	5.0	25	A	250	15000	2000	≥80
	RF1906 GLOBE 25 CL 5 W/2000 K E27	4058075092136	220…240	5.0	25	A	250	15000	2000	≥80
	Vintage 1906 LED 28 5 W/2000 K E27	4058075091993	220…240	5.0	28	A	300	15000	2000	≥80
	RF1906 GLOBE 28 5 W/2000 K E27	4058075092013	220…240	5.0	28	A	300	15000	2000	≥80
	RF1906 GLOBE 52 CL 7 W/2700 K E27	4058075091931	220…240	7.0	52	A+	680	15000	2700	≥80
NEW	RF1906 GLOBE 55 7 W/2500 K E27	4058075809406	220…240	7.0	55	A+	725	15000	2500	≥80
NEW	SST GLOBE 55 DIM 7.5 W/2500 K E27	4058075808997	220…240	7.5	55	A+	725	15000	2500	≥80
NEW	RF1906 CLAS ST 55 CL 7.5 W/2500 K E27	4052899972360	220…240	7.5	55	A+	725	15000	2500	≥80

	Product name			[mm]	Ø d [mm]			No.
NEW	RF1906 GLOBE 22 2.5 W/2500 K E27	No	100000	178	125	E27	4	14
NEW	RF1906 CLAS ST 22 2.5 W/2500 K E27	No	100000	140	64	E27	4	1
NEW	1906 LED TUBE 35 CL 4 W/2400 K E27	No	100000	204	29	E27	4	13
NEW	RF1906 CLAS ST 36 CL 4.5 W/2500 K E27	No	100000	140	64	E27	4	1
	Vintage 1906 LED 40 CL 4.5 W/2500 K E27	No	100000	140	110	E27	4	11
NEW	RF1906 GLOBE 36 CL 4.5 W/2500 K E27	No	100000	178	125	E27	4	15
	Vintage 1906 LED 40 4.5 W/2500 K E27	No	100000	122	120	E27	4	6
	Vintage 1906 LED 40 4.5 W/2500 K E27	No	100000	156	75	E27	4	10
	Vintage 1906 LED 40 4.5 W/2500 K E27	No	100000	168	125	E27	4	7
	Vintage 1906 LED 40 4.5 W/2500 K E27	No	100000	165	125	E27	4	5
	Vintage 1906 LED 40 4.5 W/2500 K E27	No	100000	165	125	E27	4	4
	RF1906 CLAS ST 25 5 W/2000 K E27	No	100000	140	64	E27	4	3
	RF1906 GLOBE 25 CL 5 W/2000 K E27	No	100000	178	125	E27	4	2
	Vintage 1906 LED 28 5 W/2000 K E27	No	100000	290	160	E27	4	9
	RF1906 GLOBE 28 5 W/2000 K E27	No	100000	283	200	E27	4	8
	RF1906 GLOBE 52 CL 7 W/2700 K E27	No	100000	178	125	E27	4	12
NEW	RF1906 GLOBE 55 7 W/2500 K E27	No	100000	178	125	E27	4	15
NEW	SST GLOBE 55 DIM 7.5 W/2500 K E27	Yes	100000	178	125	E27	4	15
NEW	RF1906 CLAS ST 55 CL 7.5 W/2500 K E27	Yes	100000	140	64	E27	4	1

Vintage 1906 LED
LED lamps, vintage edition

PRODUCT FEATURES
- LED lamps for line voltage
- Mercury-free lamps
- Lifetime: up to 15,000 h
- Beam angle: up to 360°

PRODUCT BENEFITS
- Very low energy consumption
- Instant 100 % light, no warm-up time
- Can be easily fitted instead of ordinary light bulbs
- Lamps with innovative LED „filament“ technology

AREAS OF APPLICATION
- Domestic applications
- General illumination
- Outdoor applications only in suitable luminaires
- Perfect for decorative installations



OSRAM

Vintage 1906 PenduLum PRO
Indoor pendant luminaires in vintage style



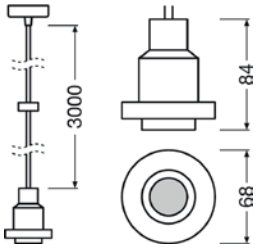

Product name	GTIN (EAN)	V	⌀ d [mm]	COLOR		KABEL-LÄNGE	
Vintage 1906 PenduLum PRO Black	4058075153844	220…240	68	Black	Aluminum	3000	4
Vintage 1906 PenduLum PRO Gold	4058075153868	220…240	68	Gold	Aluminum	3000	4

PRODUCT FEATURES

- Reduced industrial design
- Made of classic materials
- Special vintage appeal when combined with 1906 LED and halogen lamps
- Flexible mounting options: leash principle
- Available in various colors

PRODUCT BENEFITS

- Flexible lighting thanks to countless mounting possibilities
- Made of solid aluminum with high-quality appearance
- Semi-matt surface with great look and feel
- Accessories for flexible mounting options included

AREAS OF APPLICATION

- Living areas (living rooms, dining rooms, bedrooms etc.)
- Professional (hotels, bars, boutiques etc.)

REFERENCES / LINKS

„Further information at www.edition-1906.com“



LED LAMPS

CONTENT

PARATHOM CLASSIC A	3.03
PARATHOM CLASSIC B	3.04
PARATHOM CLASSIC P	3.05
PARATHOM CLASSIC A DIM	3.06
PARATHOM CLASSIC B DIM	3.07
PARATHOM CLASSIC P DIM	3.08
PARATHOM PAR16	3.09
PARATHOM PAR16 DIM	3.11
PARATHOM PRO PAR16	3.12
PARATHOM MR16	3.14
PARATHOM MR16 DIM	3.15
PARATHOM PRO MR16	3.16
PARATHOM PRO LEDspot 111	3.17
PARATHOM MR11 12 V	3.18
PARATHOM MR11 12 V DIM	3.19
PARATHOM R50	3.20
PARATHOM R63	3.21
PARATHOM R80	3.22
PARATHOM R50 DIM	3.23
PARATHOM R63 DIM	3.24
PARATHOM R80 DIM	3.25
PARATHOM PAR20 DIM	3.26
PARATHOM Retrofit CLASSIC A	3.27
PARATHOM Retrofit CLASSIC B	3.29
PARATHOM Retrofit CLASSIC BA	3.31
PARATHOM Retrofit CLASSIC BW	3.32
PARATHOM Retrofit CLASSIC P	3.33
PARATHOM Retrofit CLASSIC A DIM	3.35
PARATHOM Retrofit CLASSIC B DIM	3.37
PARATHOM Retrofit CLASSIC P DIM	3.38
PARATHOM Retrofit CLASSIC GLOBE	3.40
PARATHOM Retrofit CLASSIC ST	3.41
PARATHOM Retrofit CLASSIC P Mirror	3.42
PARATHOM DAYLIGHT SENSOR CLASSIC A	3.43
PARATHOM MOTION SENSOR CLASSIC A	3.44
PARATHOM Retrofit CLASSIC A GLOWdim	3.45
PARATHOM CLASSIC B GLOWdim	3.46
PARATHOM CLASSIC P GLOWdim	3.47
PARATHOM CLASSIC GLOBE GLOWdim	3.48
PARATHOM MR16 GLOWdim	3.49
PARATHOM PAR16 GLOWdim	3.50
PARATHOM CLASSIC A FACILITY	3.51
PARATHOM LINE R7s	3.52
PARATHOM DIM LINE R7s	3.53
PARATHOM LED PIN G4 12 V	3.54
PARATHOM LED PIN G9	3.55
PARATHOM LED PIN GY6.35 12 V	3.56



OSRAM

LED LAMPS

CONTENT

PARATHOM DIM LED PIN G9	3.57
PARATHOM SPECIAL T26	3.58
HQL LED	3.59
OSRAM DULUX D LED EM	3.60
OSRAM DULUX S LED EM	3.61
LED GX53	3.62
Vintage 1906 LED	3.63
LED STAR+ CLASSIC A	3.65
LED STAR+ CLASSIC B	3.66
LED STAR+ CLASSIC P	3.67
LED STAR LINE S19	3.68
LEDinestra	3.69



OSRAM

PARATHOM CLASSIC A
LED lamps, classic bulb shape



1

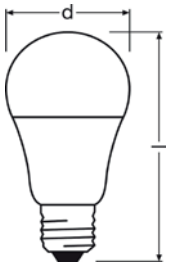

2

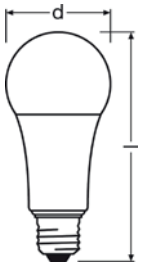

3

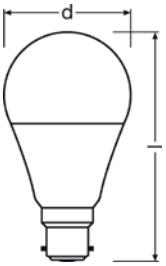

	Product name	GTIN (EAN)		W	lm	K	Ra	t[h]	l [mm]	⌀ d [mm]
	P CLAS A 40 FR 5 W/2700 K E27	4058075027091	E27	5.0	470	2700	≥80	15000	112	60
	P CLAS A 40 5 W/4000 K E27	4058075027114	E27	5.0	470	4000	≥80	15000	112	60
	P CLAS A 60 8.5 W/2700 K E27	4058075027053	E27	8.5	806	2700	≥80	15000	112	60
NEW	P CLAS A 60 FR 8.5 W/2700 K B22d	4058075061637	B22d	8.5	806	2700	≥80	15000	110	60
	P CLAS A 60 8.5 W/4000 K E27	4058075027077	E27	8.5	806	4000	≥80	15000	112	60
	P CLAS A 75 FR 10 W/2700 K E27	4058075026995	E27	10.0	1060	2700	≥80	15000	115	60
	P CLAS A 75 FR 10 W/4000 K E27	4058075027015	E27	10.0	1060	4000	≥80	15000	115	60
NEW	P CLAS A 100 13 W/2700 K E27	4058075041066	E27	13.0	1521	2700	≥80	15000	115	60
NEW	P CLAS A 100 13 W/4000 K E27	4058075041080	E27	13.0	1521	4000	≥80	15000	115	60
	P CLAS A 150 20 W/2700 K E27	4052899959125	E27	20.0	2452	2700	≥80	15000	143	67

	Product name			No.
	P CLAS A 40 FR 5 W/2700 K E27	No	A+	1
	P CLAS A 40 5 W/4000 K E27	No	A+	1
	P CLAS A 60 8.5 W/2700 K E27	No	A+	1
NEW	P CLAS A 60 FR 8.5 W/2700 K B22d	No	A+	3
	P CLAS A 60 8.5 W/4000 K E27	No	A+	1
	P CLAS A 75 FR 10 W/2700 K E27	No	A+	1
	P CLAS A 75 FR 10 W/4000 K E27	No	A+	1
NEW	P CLAS A 100 13 W/2700 K E27	No	A+	2
NEW	P CLAS A 100 13 W/4000 K E27	No	A+	2
	P CLAS A 150 20 W/2700 K E27	No	A+	2

PRODUCT FEATURES

- LED alternative to conventional lamps
- Mercury-free lamps
- Made in Germany (versions up to incl. 75 W replacement)

PRODUCT BENEFITS

- Low energy consumption
- Easy replacement of classic lamps thanks to compact design
- Instant 100 % light, no warm-up time

AREAS OF APPLICATION

- Domestic applications
- General illumination
- Outdoor applications only in suitable luminaires

REFERENCES / LINKS

For further products and actual information concerning LED lamps see www.ledvance.com/ledlamps
For Guarantee see www.ledvance.com/guarantee

OSRAM

PARATHOM CLASSIC B
LED lamps, classic mini-candle shape



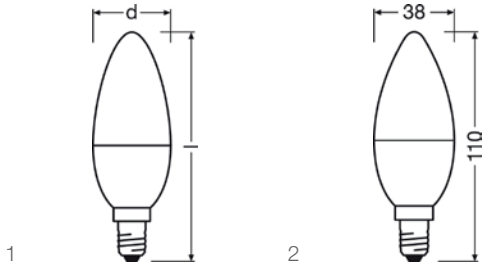

1 2

	Product name	GTIN (EAN)		W	lm	K	Ra	t[h]	l [mm]	⌀ d [mm]
NEW	P CLAS B 40 FR 5.7 W/2700 K E14	4052899961951	E14	5.7	470	2700	≥80	15000	106	35
	P CLAS B 60 FR 7 W/2700 K E14	4058075127210	E14	7.0	806	2700	≥80	15000	114	39

	Product name			No.
NEW	P CLAS B 40 FR 5.7 W/2700 K E14	No	A+	1
	P CLAS B 60 FR 7 W/2700 K E14	No	A+	2

PRODUCT FEATURES
- LED alternative to conventional lamps
- Mercury-free lamps

PRODUCT BENEFITS
- Long lifetime of up to 15,000 h
- Low energy consumption
- Easy replacement of classic lamps thanks to compact design
- Instant 100 % light, no warm-up time

AREAS OF APPLICATION
- Domestic applications
- General illumination
- Chandeliers
- Outdoor applications only in suitable luminaires

REFERENCES / LINKS
For further products and actual information concerning LED lamps see www.ledvance.com/ledlamps
For Guarantee see www.ledvance.com/guarantee

PARATHOM CLASSIC P

LED lamps, classic mini-ball shape



1

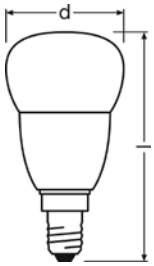

2

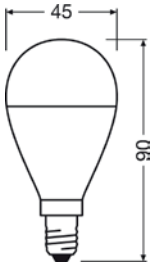

3

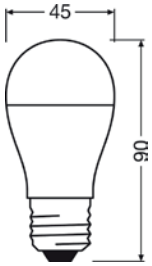

	Product name	GTIN (EAN)	NN.	W	lm	K	Ra	t[h]	l [mm]	⌀ d [mm]
	P CLAS P 40 FR 5 W/2700 K E14	4058075147874	E14	5.0	470	2700	≥80	15000	82	45
NEW	P CLAS P 40 5.7 W/2700 K E14	4052899961968	E14	5.7	470	2700	≥80	15000	88	45
	P CLAS P 60 FR 7.5 W/2700 K E27	4058075127272	E27	7.5	806	2700	≥80	15000	93	45
	P CLAS P 60 8 W/2700 K E14	4058075127197	E14	8.0	806	2700	≥80	15000	90	45

	Product name			No.
	P CLAS P 40 FR 5 W/2700 K E14	No	A+	1
NEW	P CLAS P 40 5.7 W/2700 K E14	No	A+	1
	P CLAS P 60 FR 7.5 W/2700 K E27	No	A+	3
	P CLAS P 60 8 W/2700 K E14	No	A+	2

PRODUCT FEATURES

- LED alternative to conventional lamps
- Mercury-free lamps

PRODUCT BENEFITS

- Low energy consumption
- Easy replacement of classic lamps thanks to compact design
- Instant 100 % light, no warm-up time

AREAS OF APPLICATION

- Domestic applications
- General illumination
- Atmospheric accent lighting throughout the home
- Outdoor applications only in suitable luminaires

REFERENCES / LINKS

For further products and actual information concerning LED lamps see www.ledvance.com/ledlamps
For Guarantee see www.ledvance.com/guarantee

PARATHOM CLASSIC A DIM
Dimmable LED lamps, classic bulb shape



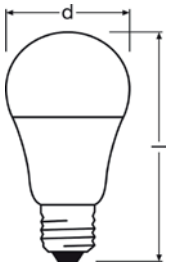

1

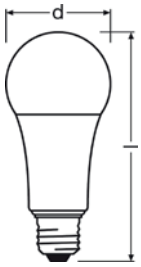

2

Product name	GTIN (EAN)		W	lm	K	Ra	t[h]	l [mm]	⌀ d [mm]
P CLAS A 60 FR 9 W/2700 K E27	4058075100855	E27	9.0	806	2700	≥80	25000	112	60
P CLAS A 75 FR 10.5 W/2700 K E27	4058075100992	E27	10.5	1055	2700	≥80	25000	115	60
P CLAS A 100 14 W/2700 K E27	4058075101098	E27	14.0	1521	2700	≥80	25000	134	70
P CLAS A 150 21 W/2700 K E27	4058075147072	E27	21.0	2452	2700	≥80	25000	143	67

Product name			
P CLAS A 60 FR 9 W/2700 K E27	Yes	A+	1
P CLAS A 75 FR 10.5 W/2700 K E27	Yes	A+	1
P CLAS A 100 14 W/2700 K E27	Yes	A+	2
P CLAS A 150 21 W/2700 K E27	Yes	A+	2

PRODUCT FEATURES

- LED alternative to conventional lamps
- Good quality of light; color rendering index R_a: ≥ 80; constant chromaticity
- High color consistency:
- Dimmable (with many common dimmers, see also www.ledvance.com/dim)
- Mercury-free lamps

PRODUCT BENEFITS

- Very long lifetime of up to 25,000 h
- Low energy consumption
- High color consistency thanks to narrow binning
- Easy replacement of classic lamps thanks to compact design
- Instant 100 % light, no warm-up time

AREAS OF APPLICATION

- Domestic applications
- General illumination
- Outdoor applications only in suitable luminaires

REFERENCES / LINKS

For dimming conformity see www.ledvance.com/dim
For further products and actual information concerning LED lamps see www.ledvance.com/ledlamps
For Guarantee see www.ledvance.com/guarantee

PARATHOM CLASSIC B DIM

Dimmable LED lamps, classic mini-candle shape



1

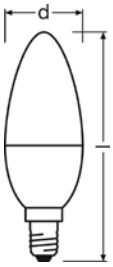

2

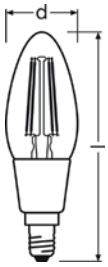

	Product name	GTIN (EAN)		W	lm	K	Ra	t[h]	l [mm]	⌀ d [mm]
	P CLAS B 40 CL 4.5 W/2700 K E14	4058075816992	E14	4.5	470	2700	≥80	20000	118	35
NEW	P CLAS B 40 FR 5.5 W/2700 K E14	4052899961784	E14	5.5	470	2700	≥80	25000	102	35
NEW	P CLAS B 40 FR 5.7 W/2700 K E14	4058075101159	E14	5.7	470	2700	≥80	25000	106	35

	Product name			No.
	P CLAS B 40 CL 4.5 W/2700 K E14	Yes	A++	2
NEW	P CLAS B 40 FR 5.5 W/2700 K E14	Yes	A+	1
NEW	P CLAS B 40 FR 5.7 W/2700 K E14	Yes	A+	1

PRODUCT FEATURES

- LED alternative to conventional lamps
- Good quality of light; color rendering index R_a: ≥ 80; constant chromaticity
- High color consistency: ≤ 6 SDCM
- Dimmable (with many common dimmers, see also www.ledvance.com/dim)
- Mercury-free lamps

PRODUCT BENEFITS

- Very long lifetime of up to 25,000 h
- Low energy consumption
- High color consistency thanks to narrow binning
- Easy replacement of classic lamps thanks to compact design

AREAS OF APPLICATION

- Domestic applications
- General illumination
- Chandeliers
- Outdoor applications only in suitable luminaires

REFERENCES / LINKS

For dimming conformity see www.ledvance.com/dim
For further products and actual information concerning LED lamps see www.ledvance.com/ledlamps
For Guarantee see www.ledvance.com/guarantee

PARATHOM CLASSIC P DIM

Dimmable LED lamps, classic mini-ball shape



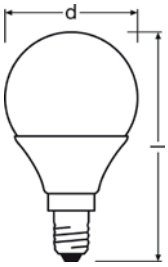

Product name	GTIN (EAN)		W	lm	K	Ra	t[h]	l [mm]	⌀ d [mm]
P CLAS P 40 FR 5.3 W/2700 K E14	4058075147935	E14	5.3	470	2700	≥80	25000	78	45

Product name		
P CLAS P 40 FR 5.3 W/2700 K E14	Yes	A+

PRODUCT FEATURES

- LED alternative to conventional lamps
- Good quality of light; color rendering index R_a: ≥ 80; constant chromaticity
- High color consistency:
- Dimmable (with many common dimmers, see also www.ledvance.com/dim)
- Mercury-free lamps

PRODUCT BENEFITS

- Very long lifetime of up to 25,000 h
- Low energy consumption
- High color consistency thanks to narrow binning
- Easy replacement of classic lamps thanks to compact design

AREAS OF APPLICATION

- Domestic applications
- General illumination
- Outdoor applications only in suitable luminaires

REFERENCES / LINKS

For dimming conformity see www.ledvance.com/dim
For further products and actual information concerning LED lamps see www.ledvance.com/ledlamps
For Guarantee see www.ledvance.com/guarantee

PARATHOM PAR16

LED reflector lamps PAR16 with retrofit pin base



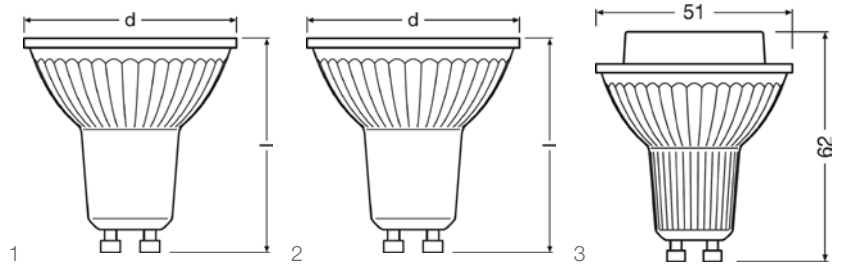

	Product name	GTIN (EAN)		W	lm	cd	K	Ra	t[h]	l [mm]
	P PAR 16 35 36° 3.3 W/2700 K GU10	4058075132191	GU10	3.3	230		2700	≥80	15000	55
	P PAR 16 35 36° 3.3 W/3000 K GU10	4058075132177	GU10	3.3	230		3000	≥80	15000	55
	P PAR 16 35 36° 3.3 W/4000 K GU10	4058075132153	GU10	3.3	230		4000	≥80	15000	55
NEW	P PAR 16 50 36° 4.3 W/2700 K GU10	4052899958104	GU10	4.3	350	850	2700	≥80	15000	55
NEW	P PAR 16 50 120° 4.3 W/2700 K GU10	4052899958111	GU10	4.3	350	130	2700	≥80	15000	55
NEW	P PAR 16 50 36° 4.3 W/3000 K GU10	4052899451735	GU10	4.3	350	850	3000	≥80	15000	55
NEW	P PAR 16 50 120° 4.3 W/3000 K GU10	4058075023475	GU10	4.3	350		3000	≥80	15000	55
NEW	P PAR 16 50 36° 4.3 W/4000 K GU10	4052899958128	GU10	4.3	350	850	4000	≥80	15000	55
NEW	P PAR 16 50 120° 4.3 W/4000 K GU10	4052899958142	GU10	4.3	350	130	4000	≥80	15000	55
	P PAR 16 80 60° 6.9 W/2700 K GU10	4058075096486	GU10	6.9	575		2700	≥80	15000	55
NEW	P PAR 16 80 120° 6.9 W/2700 K GU10	4058075815872	GU10	6.9	575	180	2700	≥80	15000	55
NEW	P PAR 16 80 36° 6.9 W/2700 K GU10	4052899958173	GU10	6.9	575	1164	2700	≥80	15000	55
	P PAR 16 80 60° 6.9 W/3000 K GU10	4058075096462	GU10	6.9	575		3000	≥80	15000	55
NEW	P PAR 16 80 120° 6.9 W/3000 K GU10	4058075815636	GU10	6.9	575	180	3000	≥80	15000	55
NEW	P PAR 16 80 36° 6.9 W/3000 K GU10	4058075815650	GU10	6.9	575	1439	3000	≥80	15000	55
	P PAR 16 80 60° 6.9 W/4000 K GU10	4058075096448	GU10	6.9	575		4000	≥80	15000	55
NEW	P PAR 16 80 36° 6.9 W/4000 K GU10	4052899958180	GU10	6.9	575	1439	4000	≥80	15000	55
NEW	P PAR 16 80 120° 6.9 W/4000 K GU10	4058075815674	GU10	6.9	575	180	4000	≥80	15000	55
	P PAR16 100 36° 9.1 W/2700 K GU10	4058075096585	GU10	9.1	750		2700	≥80	15000	62
	P PAR16 100 36° 9.1 W/3000 K GU10	4058075096523	GU10	9.1	750		3000	≥80	15000	62
	P PAR16 100 36° 9.1 W/4000 K GU10	4058075096509	GU10	9.1	750		4000	≥80	15000	62

	Product name	Ø d [mm]			No.
	P PAR 16 35 36° 3.3 W/2700 K GU10	51	No	A+	1
	P PAR 16 35 36° 3.3 W/3000 K GU10	51	No	A+	1
	P PAR 16 35 36° 3.3 W/4000 K GU10	51	No	A+	1
NEW	P PAR 16 50 36° 4.3 W/2700 K GU10	51	No	A+	1
NEW	P PAR 16 50 120° 4.3 W/2700 K GU10	51	No	A+	1
NEW	P PAR 16 50 36° 4.3 W/3000 K GU10	51	No	A+	1
NEW	P PAR 16 50 120° 4.3 W/3000 K GU10	51	No	A+	1
NEW	P PAR 16 50 36° 4.3 W/4000 K GU10	51	No	A+	1
NEW	P PAR 16 50 120° 4.3 W/4000 K GU10	51	No	A+	2
	P PAR 16 80 60° 6.9 W/2700 K GU10	51	No	A+	1
NEW	P PAR 16 80 120° 6.9 W/2700 K GU10	51	No	A+	1
NEW	P PAR 16 80 36° 6.9 W/2700 K GU10	51	No	A+	1
	P PAR 16 80 60° 6.9 W/3000 K GU10	51	No	A+	1
NEW	P PAR 16 80 120° 6.9 W/3000 K GU10	51	No	A+	1
NEW	P PAR 16 80 36° 6.9 W/3000 K GU10	51	No	A+	1
	P PAR 16 80 60° 6.9 W/4000 K GU10	51	No	A+	1
NEW	P PAR 16 80 36° 6.9 W/4000 K GU10	51	No	A+	1
NEW	P PAR 16 80 120° 6.9 W/4000 K GU10	51	No	A+	1
	P PAR16 100 36° 9.1 W/2700 K GU10	51	No	A+	3
	P PAR16 100 36° 9.1 W/3000 K GU10	51	No	A+	3
	P PAR16 100 36° 9.1 W/4000 K GU10	51	No	A+	3

PARATHOM PAR16
LED reflector lamps PAR16 with retrofit pin base

PRODUCT FEATURES

- Professional LED alternative to high voltage halogen lamps
- Mercury-free lamps
- Made in Germany

PRODUCT BENEFITS

- Low energy consumption
- Easy replacement of halogen lamps due to compact full glass design and single optic
- Instant 100 % light, no warm-up time
- Ideal for economical spotlighting

AREAS OF APPLICATION

- Shops
- Hospitality
- Museums, art galleries
- Residential interiors
- As a downlight for marking walkways, doors, stairs, etc.
- Spotlighting for accents
- Display cabinets and shop windows
- Spotlighting heat-sensitive objects such as food, plants, etc.
- Outdoor applications only in suitable luminaires

REFERENCES / LINKS

For further products and actual information concerning LED lamps see www.ledvance.com/ledlamps
For Guarantee see www.ledvance.com/guarantee

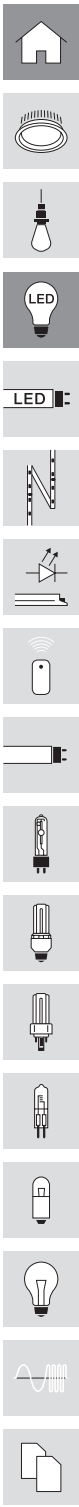

PARATHOM PAR16 DIM

Dimmable LED reflector lamps PAR16 with retrofit pin base



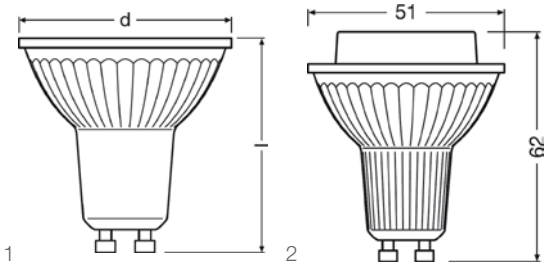

Product name	GTIN (EAN)		W	lm	K	Ra	t[h]	l [mm]	⌀ d [mm]
P PAR 16 80 36° 8 W/2700 K GU10	4058075095489	GU10	8.0	575	2700	≥80	25000	55	51
P PAR16 DIM 80 60° 8 W/2700 K GU10	4058075095540	GU10	8.0	575	2700	≥80	25000	55	51
P PAR 16 80 36° 8 W/3000 K GU10	4058075095465	GU10	8.0	575	3000	≥80	25000	55	51
P PAR16 DIM 80 60° 8 W/3000 K GU10	4058075095526	GU10	8.0	575	3000	≥80	25000	55	51
P PAR16 DIM 80 120° 8 W/3000 K GU10	4058075095588	GU10	8.0	575	3000	≥80	25000	55	51
P PAR 16 80 36° 8 W/4000 K GU10	4058075095441	GU10	8.0	575	4000	≥80	25000	55	51
P PAR16 DIM 80 60° 8 W/4000 K GU10	4058075095502	GU10	8.0	575	4000	≥80	25000	55	51
P PAR16 DIM 80 120° 8 W/4000 K GU10	4058075095564	GU10	8.0	575	4000	≥80	25000	55	51
P PAR16 DIM 100 36° 9.6 W/2700 K GU10	4058075096608	GU10	9.6	750	2700	≥80	25000	62	51
P PAR16 DIM 100 36° 9.6 W/3000 K GU10	4058075096561	GU10	9.6	750	3000	≥80	25000	62	51
P PAR16 DIM 100 36° 9.6 W/4000 K GU10	4058075096547	GU10	9.6	750	4000	≥80	25000	62	51

Product name			No.
P PAR 16 80 36° 8 W/2700 K GU10	Yes	A+	1
P PAR16 DIM 80 60° 8 W/2700 K GU10	Yes	A+	1
P PAR 16 80 36° 8 W/3000 K GU10	Yes	A+	1
P PAR16 DIM 80 60° 8 W/3000 K GU10	Yes	A+	1
P PAR16 DIM 80 120° 8 W/3000 K GU10	Yes	A+	1
P PAR 16 80 36° 8 W/4000 K GU10	Yes	A+	1
P PAR16 DIM 80 60° 8 W/4000 K GU10	Yes	A+	1
P PAR16 DIM 80 120° 8 W/4000 K GU10	Yes	A+	1
P PAR16 DIM 100 36° 9.6 W/2700 K GU10	Yes	A+	2
P PAR16 DIM 100 36° 9.6 W/3000 K GU10	Yes	A+	2
P PAR16 DIM 100 36° 9.6 W/4000 K GU10	Yes	A+	2

PRODUCT FEATURES

- Professional LED alternative to high voltage halogen lamps
- Good quality of light; color rendering index R_a: ≥ 80
- High color consistency: ≤ 5 SDCM
- Dimmable (with many common dimmers, see also www.ledvance.com/dim)
- Made in Germany (versions up to incl. 50 W)
- Mercury-free lamps

PRODUCT BENEFITS

- Very long lifetime of up to 25,000 h
- Low energy consumption
- High color consistency thanks to narrow binning
- Easy replacement of halogen lamps due to compact full glass design and single optic
- Ideal for economical spotlighting

AREAS OF APPLICATION

- Shops
- Hospitality
- Museums, art galleries
- Residential interiors
- As a downlight for marking walkways, doors, stairs, etc.
- Spotlighting for accents
- Display cabinets and shop windows
- Spotlighting heat-sensitive objects such as food, plants, etc.
- Outdoor applications only in suitable luminaires

REFERENCES / LINKS

For dimming conformity see www.ledvance.com/dim
For further products and actual information concerning LED lamps see www.ledvance.com/ledlamps
For Guarantee see www.ledvance.com/guarantee

PARATHOM PRO PAR16

Dimmable LED reflector lamps PAR16 with retrofit pin base



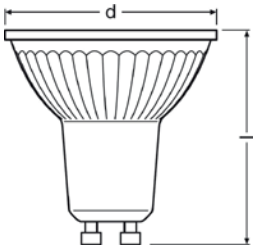

Product name	GTIN (EAN)		W	lm	K	Ra	t[h]	l [mm]	⌀ d [mm]
P PAR 16 35 36° 4.5 W/2700 K GU10	4058075095205	GU10	4.5	230	2700	≥90	25000	55	51
PPRO PAR 16 35 36° 4.5 W/3000 K GU10 DIM	4058075095182	GU10	4.5	230	3000	≥90	25000	55	51
PPRO PAR 16 35 36° 4.5 W/4000 K GU10 DIM	4058075095144	GU10	4.5	230	4000	≥90	25000	55	51
PPRO PAR 16 35 36° 4.9 W/2700 K GU10 DIM	4058075095243	GU10	4.9	230	2700	97	40000	55	51
PPRO PAR 16 35 36° 4.9 W/3000 K GU10 DIM	4058075095229	GU10	4.9	230	3000	97	40000	55	51
PPRO PAR 16 50 36° 5.9 W/2700 K GU10 DIM	4058075095328	GU10	5.9	350	2700	≥90	15000	55	51
PPRO PAR 16 50 36° 5.9 W/2700 K GU10 DIM	4058075095380	GU10	5.9	350	2700	≥90	25000	55	51
PPRO PAR 16 50 36° 5.9 W/3000 K GU10 DIM	4058075095342	GU10	5.9	350	3000	≥90	15000	55	51
PPRO PAR 16 50 36° 5.9 W/3000 K GU10 DIM	4058075095366	GU10	5.9	350	3000	≥90	25000	55	51
PPRO PAR 16 50 36° 5.9 W/4000 K GU10 DIM	4058075095267	GU10	5.9	350	4000	≥90	15000	55	51
PPRO PAR 16 50 36° 5.9 W/4000 K GU10 DIM	4058075095281	GU10	5.9	350	4000	≥90	25000	55	51
PPRO PAR 16 50 36° 6.5 W/2700 K GU10 DIM	4058075095427	GU10	6.5	350	2700	97	40000	55	51
PPRO PAR 16 50 36° 6.5 W/3000 K GU10 DIM	4058075095403	GU10	6.5	350	3000	97	40000	55	51
PPRO PAR 16 50 36° 6.5 W/4000 K GU10 DIM	4058075095304	GU10	6.5	350	4000	97	40000	55	51

Product name		
P PAR 16 35 36° 4.5 W/2700 K GU10	Yes	A+
PPRO PAR 16 35 36° 4.5 W/3000 K GU10 DIM	Yes	A+
PPRO PAR 16 35 36° 4.5 W/4000 K GU10 DIM	Yes	A+
PPRO PAR 16 35 36° 4.9 W/2700 K GU10 DIM	Yes	A
PPRO PAR 16 35 36° 4.9 W/3000 K GU10 DIM	Yes	A
PPRO PAR 16 50 36° 5.9 W/2700 K GU10 DIM	Yes	A+
PPRO PAR 16 50 36° 5.9 W/2700 K GU10 DIM	Yes	A+
PPRO PAR 16 50 36° 5.9 W/3000 K GU10 DIM	Yes	A+
PPRO PAR 16 50 36° 5.9 W/3000 K GU10 DIM	Yes	A+
PPRO PAR 16 50 36° 5.9 W/4000 K GU10 DIM	Yes	A+
PPRO PAR 16 50 36° 5.9 W/4000 K GU10 DIM	Yes	A+
PPRO PAR 16 50 36° 6.5 W/2700 K GU10 DIM	Yes	A
PPRO PAR 16 50 36° 6.5 W/3000 K GU10 DIM	Yes	A
PPRO PAR 16 50 36° 6.5 W/4000 K GU10 DIM	Yes	A

OSRAM

PARATHOM PRO PAR16
Dimmable LED reflector lamps PAR16 with retrofit pin base

PRODUCT FEATURES

- Professional LED alternative to high voltage halogen lamps
- Very high color rendering (R_a: 90)
- Very high color consistency: ≤ 3 SDCM
- Dimmable (with many common dimmers, see also www.ledvance.com/dim)
- Made in Germany (versions up to 35 W)
- Mercury-free lamps

PRODUCT BENEFITS

- Short payback period thanks to low energy consumption and maintenance costs
- Premium light quality thanks to high color rendering index and narrow binning
- Easy replacement of halogen lamps due to compact full glass design and single optic

AREAS OF APPLICATION

- Shops
- Hospitality
- Museums, art galleries
- Residential interiors
- As a downlight for marking walkways, doors, stairs, etc.
- Spotlighting for accents
- Display cabinets and shop windows
- Spotlighting heat-sensitive objects such as food, plants, etc.

REFERENCES / LINKS

For dimming conformity see www.ledvance.com/dim
For further products and actual information concerning LED lamps see www.ledvance.com/ledlamps
For Guarantee see www.ledvance.com/guarantee

PARATHOM MR16

Low-voltage LED reflector lamps MR16 with retrofit pin base



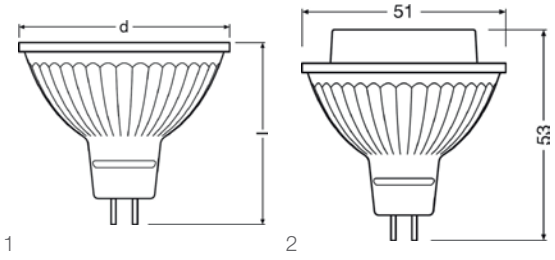

	Product name	GTIN (EAN)		W	lm	cd	K	Ra	t[h]	l [mm]
NEW	P MR16 20 36° 2.9 W/2700 K GU5.3	4052899957749	GU5.3	2.9	230	600	2700	≥80	15000	46
NEW	P MR16 20 36° 2.9 W/3000 K GU5.3	4058075815391	GU5.3	2.9	230	600	3000	≥80	15000	46
NEW	P MR16 20 36° 2.9 W/4000 K GU5.3	4052899957732	GU5.3	2.9	230	600	4000	≥80	15000	46
NEW	P MR16 35 36° 4.6 W/2700 K GU5.3	4052899957770	GU5.3	4.6	350	950	2700	≥80	15000	46
NEW	P MR16 35 36° 4.6 W/3000 K GU5.3	4058075815513	GU5.3	4.6	350		3000	≥80	15000	46
NEW	P MR16 35 36° 4.6 W/4000 K GU5.3	4052899957787	GU5.3	4.6	350	950	4000	≥80	15000	46
NEW	P MR16 50 36° 7.2 W/2700 K GU5.3	4052899957817	GU5.3	7.2	621	1430	2700	≥80	15000	53
NEW	P MR16 50 36° 7.2 W/3000 K GU5.3	4058075815575	GU5.3	7.2	621	1430	3000	≥80	15000	53
NEW	P MR16 50 36° 7.2 W/4000 K GU5.3	4052899957824	GU5.3	7.2	621	1430	4000	≥80	15000	53

	Product name	Ø d [mm]	V			No.
NEW	P MR16 20 36° 2.9 W/2700 K GU5.3	51	12	No	A+	1
NEW	P MR16 20 36° 2.9 W/3000 K GU5.3	51	12	No	A+	1
NEW	P MR16 20 36° 2.9 W/4000 K GU5.3	51	12	No	A+	1
NEW	P MR16 35 36° 4.6 W/2700 K GU5.3	51	12	No	A+	1
NEW	P MR16 35 36° 4.6 W/3000 K GU5.3	51	12	No	A+	1
NEW	P MR16 35 36° 4.6 W/4000 K GU5.3	51	12	No	A+	1
NEW	P MR16 50 36° 7.2 W/2700 K GU5.3	51	12	No	A+	2
NEW	P MR16 50 36° 7.2 W/3000 K GU5.3	51	12	No	A+	2
NEW	P MR16 50 36° 7.2 W/4000 K GU5.3	51	12	No	A+	2

PRODUCT FEATURES

- Professional LED alternative to low voltage halogen lamps
- Made in Germany (versions up to 35 W)
- Mercury-free lamps

PRODUCT BENEFITS

- Long lifetime of up to 15,000 h
- Low energy consumption
- Easy replacement of halogen lamps due to compact full glass design and single optic
- Instant 100 % light, no warm-up time
- Ideal for economical spotlighting

AREAS OF APPLICATION

- Shops
- Hospitality
- Museums, art galleries
- Residential interiors
- As a downlight for marking walkways, doors, stairs, etc.
- Spotlighting for accents
- Display cabinets and shop windows
- Spotlighting heat-sensitive objects such as food, plants, etc.
- Outdoor applications only in suitable luminaires

EQUIPMENT / ACCESSORIES

- Equipped with high-power LEDs

REFERENCES / LINKS

For further products and actual information concerning LED lamps see www.ledvance.com/ledlamps
For Guarantee see www.ledvance.com/guarantee
Further information see www.ledvance.com/low-voltage-ledlamps

PARATHOM MR16 DIM

Dimmable low-voltage LED reflector lamps MR16 with retrofit pin base



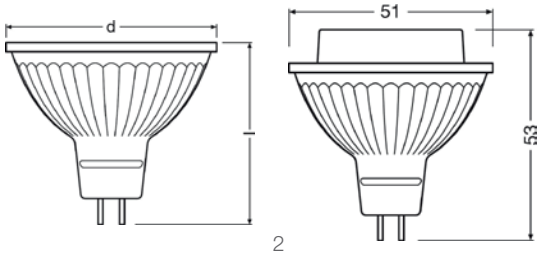

Product name	GTIN (EAN)		W	lm	cd	K	Ra	t[h]	l [mm]
P MR16 20 36° 3.4 W/2700 K GU5.3	4058075094871	GU5.3	3.4	230		2700	≥80	25000	46
P MR16 20 36° 3.4 W/3000 K GU5.3	4058075094857	GU5.3	3.4	230		3000	≥80	25000	46
P MR16 20 36° 3.4 W/4000 K GU5.3	4058075094833	GU5.3	3.4	230		4000	≥80	25000	46
P MR16 35 36° 5 W/2700 K GU5.3	4058075094956	GU5.3	5.0	350		2700	≥80	25000	46
P MR16 35 36° 5 W/3000 K GU5.3	4058075094932	GU5.3	5.0	350		3000	≥80	25000	46
P MR16 35 36° 5 W/4000 K GU5.3	4058075094895	GU5.3	5.0	350		4000	≥80	25000	46
NEW P MR16 50 36° 7.8 W/2700 K GU5.3	4058075095120	GU5.3	7.8	621	1430	2700	≥80	25000	53
P MR16 50 36° 7.8 W/3000 K GU5.3	4058075095106	GU5.3	7.8	621		3000	≥80	25000	53
P MR16 50 36° 7.8 W/4000 K GU5.3	4058075095083	GU5.3	7.8	621		4000	≥80	25000	53

Product name	⌀ d [mm]	V			No.
P MR16 20 36° 3.4 W/2700 K GU5.3	51	12	Yes	A+	1
P MR16 20 36° 3.4 W/3000 K GU5.3	51	12	Yes	A+	1
P MR16 20 36° 3.4 W/4000 K GU5.3	51	12	Yes	A+	1
P MR16 35 36° 5 W/2700 K GU5.3	51	12	Yes	A+	1
P MR16 35 36° 5 W/3000 K GU5.3	51	12	Yes	A+	1
P MR16 35 36° 5 W/4000 K GU5.3	51	12	Yes	A+	1
NEW P MR16 50 36° 7.8 W/2700 K GU5.3	51	12	Yes	A+	2
P MR16 50 36° 7.8 W/3000 K GU5.3	51	12	Yes	A+	2
P MR16 50 36° 7.8 W/4000 K GU5.3	51	12	Yes	A+	2

PRODUCT FEATURES

- Professional LED alternative to low voltage halogen lamps
- Good quality of light; color rendering index R_a: ≥ 80
- High color consistency: ≤ 5 SDCM
- Dimmable (with many common dimmers, see also www.ledvance.com/dim)
- Made in Germany (versions up to 35 W)
- Mercury-free lamps

PRODUCT BENEFITS

- Very long lifetime of up to 25,000 h
- Low energy consumption
- High color consistency thanks to narrow binning
- Easy replacement of halogen lamps due to compact full glass design and single optic
- Ideal for economical spotlighting

AREAS OF APPLICATION

- Shops
- Hospitality
- Museums, art galleries
- Residential interiors
- As a downlight for marking walkways, doors, stairs, etc.
- Spotlighting for accents
- Display cabinets and shop windows
- Spotlighting heat-sensitive objects such as food, plants, etc.
- Outdoor applications only in suitable luminaires

REFERENCES / LINKS

For dimming conformity see www.ledvance.com/dim
For further products and actual information concerning LED lamps see www.ledvance.com/ledlamps
For Guarantee see www.ledvance.com/guarantee
Further information see www.ledvance.com/low-voltage-ledlamps

PARATHOM PRO MR16

Dimmable low-voltage LED reflector lamps MR16 with retrofit pin base



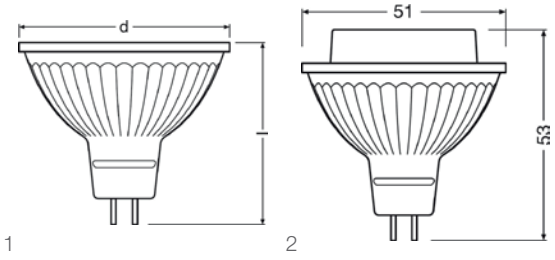

Product name	GTIN (EAN)		W	lm	K	Ra	t[h]	l [mm]	⌀ d [mm]
P MR16 20 36° DIM 4.5 W/2700 K GU5.3	4058075095663	GU5.3	4.5	230	2700	97	40000	46	51
P MR16 20 36° DIM 4.5 W/3000 K GU5.3	4058075095649	GU5.3	4.5	230	3000	97	40000	46	51
P MR16 20 36° DIM 4.5 W/4000 K GU5.3	4058075095625	GU5.3	4.5	230	4000	97	40000	46	51
PPRO MR16 35 36° 6.3 W/2700 K GU5.3 DIM	4058075094994	GU5.3	6.3	350	2700	97	40000	53	51
PPRO MR16 35 36° 6.3 W/3000 K GU5.3 DIM	4058075094970	GU5.3	6.3	350	3000	97	40000	53	51
PPRO MR16 43 36° DIM 7.8 W/2700 K GU5.3	4058075095069	GU5.3	7.8	500	2700	97	40000	53	51
PPRO MR16 43 36° DIM 7.8 W/3000 K GU5.3	4058075095045	GU5.3	7.8	500	3000	97	40000	53	51
PPRO MR16 43 36° DIM 7.8 W/4000 K GU5.3	4058075095014	GU5.3	7.8	500	4000	97	40000	53	51

Product name	V			No.
P MR16 20 36° DIM 4.5 W/2700 K GU5.3	12	Yes	A	1
P MR16 20 36° DIM 4.5 W/3000 K GU5.3	12	Yes	A	1
P MR16 20 36° DIM 4.5 W/4000 K GU5.3	12	Yes	A	1
PPRO MR16 35 36° 6.3 W/2700 K GU5.3 DIM	12	Yes	A	2
PPRO MR16 35 36° 6.3 W/3000 K GU5.3 DIM	12	Yes	A	2
PPRO MR16 43 36° DIM 7.8 W/2700 K GU5.3	12	Yes	A	2
PPRO MR16 43 36° DIM 7.8 W/3000 K GU5.3	12	Yes	A	2
PPRO MR16 43 36° DIM 7.8 W/4000 K GU5.3	12	Yes	A	2

PRODUCT FEATURES

- Very high color rendering (R_a: 90)
- Very high color consistency: ≤ 4 SDCM
- Dimmable (with many common dimmers, see also www.ledvance.com/dim)
- Made in Germany (versions up to 20 W)
- Mercury-free lamps

PRODUCT BENEFITS

- Short payback period thanks to low energy consumption and maintenance costs
- Premium light quality thanks to high color rendering index and narrow binning
- Easy replacement of halogen lamps due to compact full glass design and single optic

AREAS OF APPLICATION

- Shops
- Hospitality
- Museums, art galleries
- Residential interiors
- As a downlight for marking walkways, doors, stairs, etc.
- Spotlighting for accents
- Display cabinets and shop windows
- Spotlighting heat-sensitive objects such as food, plants, etc.
- Outdoor applications only in suitable luminaires

REFERENCES / LINKS

For dimming conformity see www.ledvance.com/dim
For further products and actual information concerning LED lamps see www.ledvance.com/ledlamps
For Guarantee see www.ledvance.com/guarantee
Further information see www.ledvance.com/low-voltage-ledlamps

PARATHOM PRO LEDspot 111

LED reflector lamps AR111 with retrofit pin base



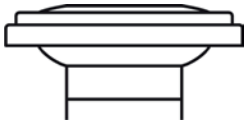

Product name	GTIN (EAN)		W	lm	K	Ra	t[h]	l [mm]	⌀ d [mm]
P AR111 50 24° 10.8 W/2700 K G53	4058075104938	G53	10.8	680	2700	≥90	40000	55	111
P AR111 50 40° 10.8 W/2700 K G53	4058075104990	G53	10.8	680	2700	≥90	40000	55	111
P AR111 50 24° 10.8 W/3000 K G53	4058075104914	G53	10.8	680	3000	≥90	40000	55	111
P AR111 50 40° 10.8 W/3000 K G53	4058075104976	G53	10.8	680	3000	≥90	40000	55	111
SST AR111 50 40° 12 W/2700 K G53 GLOWdim	4058075104952	G53	12.0	650	2700	≥90	40000	55	111
P AR111 75 24° 15 W/2700 K G53	4058075105058	G53	15.0	800	2700	97	40000	55	111
P AR111 75 40° 15 W/2700 K G53	4058075105096	G53	15.0	800	2700	97	40000	55	111
P AR111 75 24° 15 W/3000 K G53	4058075105034	G53	15.0	800	3000	97	40000	55	111
P AR111 75 40° 15 W/3000 K G53	4058075105072	G53	15.0	800	3000	97	40000	55	111
P AR111 75 24° 15 W/4000 K G53	4058075105010	G53	15.0	850	4000	97	40000	55	111
P AR111 100 24° 16 W/2700 K G53	4058075105119	G53	16.0	1100	2700	≥90	40000	55	111

Product name	V		
P AR111 50 24° 10.8 W/2700 K G53	12	Yes	A
P AR111 50 40° 10.8 W/2700 K G53	12	Yes	A
P AR111 50 24° 10.8 W/3000 K G53	12	Yes	A
P AR111 50 40° 10.8 W/3000 K G53	12	Yes	A
SST AR111 50 40° 12 W/2700 K G53 GLOWdim	12	Yes	A
P AR111 75 24° 15 W/2700 K G53	12	Yes	A
P AR111 75 40° 15 W/2700 K G53	12	Yes	A
P AR111 75 24° 15 W/3000 K G53	12	Yes	A
P AR111 75 40° 15 W/3000 K G53	12	Yes	A
P AR111 75 24° 15 W/4000 K G53	12	Yes	A
P AR111 100 24° 16 W/2700 K G53	12	Yes	A

PRODUCT FEATURES

- Professional LED alternative to AR111 halogen lamps
- Very high color rendering (R_a: 90)
- Very high color consistency: ≤ 4 SDCM
- Dimmable (with many common dimmers, see also www.ledvance.com/dim)
- Single optic design
- Mercury-free lamps

PRODUCT BENEFITS

- Short payback period thanks to low energy consumption and maintenance costs
- Premium light quality thanks to high color rendering index and narrow binning
- Easy replacement of halogen lamps due to compact design and single optic design

AREAS OF APPLICATION

- Shops
- Shop windows
- Hotels, hospitality
- Museums, art galleries
- Exhibition rooms
- Residential interiors
- Luxurious living areas
- Outdoor applications only in suitable luminaires

REFERENCES / LINKS

For dimming conformity see www.ledvance.com/dim
For Guarantee see www.ledvance.com/guarantee
For further products and actual information concerning LED lamps see www.ledvance.com/ledlamps
Further information see www.ledvance.com/low-voltage-ledlamps

PARATHOM MR11 12 V

Low-voltage LED reflector lamps MR11 with retrofit pin base



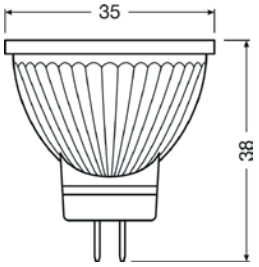

Product name	GTIN (EAN)		W	lm	K	Ra	t[h]	l [mm]	⌀ d [mm]
P MR11 20 36° 2.5 W/2700 K GU4	4058075105195	GU4	2.5	184	2700	≥80	15000	38	35
P MR11 20 36° 2.5 W/4000 K GU4	4058075105157	GU4	2.5	184	4000	≥80	15000	38	35
P MR11 35 36° 4 W/2700 K GU4	4058075105317	GU4	4.0	345	2700	≥80	15000	38	35
P MR11 35 36° 4 W/4000 K GU4	4058075105256	GU4	4.0	345	4000	≥80	15000	38	35

Product name	V		
P MR11 20 36° 2.5 W/2700 K GU4	12	No	A+
P MR11 20 36° 2.5 W/4000 K GU4	12	No	A+
P MR11 35 36° 4 W/2700 K GU4	12	No	A+
P MR11 35 36° 4 W/4000 K GU4	12	No	A+

PRODUCT FEATURES

- Professional LED alternative to halogen MR11 lamps
- Mercury-free lamps

PRODUCT BENEFITS

- Long lifetime of up to 15,000 h
- Low energy consumption
- Easy relamping thanks to compact design and GU4 base

AREAS OF APPLICATION

- Display cabinets and shop windows
- Museums, art galleries
- Exhibition rooms
- Residential interiors
- As a downlight for marking walkways, doors, stairs, etc.
- Outdoor applications only in suitable luminaires

REFERENCES / LINKS

For further products and actual information concerning LED lamps see www.ledvance.com/ledlamps
For Guarantee see www.ledvance.com/guarantee
Further information see www.ledvance.com/low-voltage-ledlamps

PARATHOM MR11 12 V DIM

Dimmable low-voltage LED reflector lamps MR11 with retrofit pin base



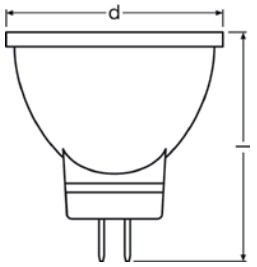

Product name	GTIN (EAN)		W	lm	cd	K	Ra	t[h]	l [mm]
P MR11 20 36° 2.6 W/2700 K GU4	4058075813458	GU4	2.6	184	400	2700	≥80	25000	38
P MR11 35 36° 4 W/2700 K GU4	4058075105270	GU4	4.0	345		2700	≥80	25000	38

Product name	⌀ d [mm]	V		
P MR11 20 36° 2.6 W/2700 K GU4	35	12	Yes	A+
P MR11 35 36° 4 W/2700 K GU4	35	12	Yes	A+

PRODUCT FEATURES

- Professional LED alternative to halogen MR11 lamps
- Good color rendering index R_a: ≥ 80
- Dimmable (with many common dimmers, see also www.ledvance.com/dim)
- Mercury-free lamps

PRODUCT BENEFITS

- Very long lifetime of up to 25,000 h
- Low energy consumption
- Easy relamping thanks to compact design and GU4 base
- Instant 100 % light, no warm-up time

AREAS OF APPLICATION

- Display cabinets and shop windows
- Museums, art galleries
- Exhibition rooms
- Hospitality
- Residential interiors
- As a downlight for marking walkways, doors, stairs, etc.
- Outdoor applications only in suitable luminaires

REFERENCES / LINKS

For further products and actual information concerning LED lamps see www.ledvance.com/ledlamps
For Guarantee see www.ledvance.com/guarantee
Further information see www.ledvance.com/low-voltage-ledlamps
For dimming conformity see www.ledvance.com/dim

PARATHOM R50

LED reflector lamps R50 with retrofit screw base



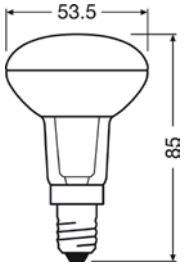

Product name	GTIN (EAN)		W	lm	K	Ra	t[h]	l [mm]	⌀ d [mm]
P R50 25 36° 1.6 W/2700 K E14	4058075096844	E14	1.6	110	2700	≥80	15000	85	53.5
P R50 40 36° 3.3 W/2700 K E14	4058075096905	E14	3.3	210	2700	≥80	15000	85	53.5
P R50 60 36° 4.3 W/2700 K E14	4058075097261	E14	4.3	345	2700	≥80	15000	85	53.5

Product name		
P R50 25 36° 1.6 W/2700 K E14	No	A++
P R50 40 36° 3.3 W/2700 K E14	No	A+
P R50 60 36° 4.3 W/2700 K E14	No	A+

PRODUCT FEATURES

- Professional LED alternative to halogen lamps
- Mercury-free lamps

PRODUCT BENEFITS

- Long lifetime of up to 15,000 h
- Low energy consumption
- Easy replacement of halogen lamps thanks to compact design
- Instant 100 % light, no warm-up time

AREAS OF APPLICATION

- Display cabinets and shop windows
- Museums, art galleries
- Exhibition rooms
- Hospitality
- Residential interiors
- As a downlight for marking walkways, doors, stairs, etc.
- Outdoor applications only in suitable luminaires

REFERENCES / LINKS

For further products and actual information concerning LED lamps see www.ledvance.com/ledlamps
For Guarantee see www.ledvance.com/guarantee

PARATHOM R63

LED reflector lamps R63 with retrofit screw base



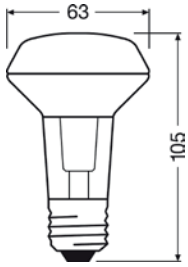

Product name	GTIN (EAN)		W	lm	K	Ra	t[h]	l [mm]	⌀ d [mm]
P R63 40 36° 3.3 W/2700 K E27	4058075097001	E27	3.3	210	2700	≥80	15000	105	63
P R63 60 36° 4.3 W/2700 K E27	4058075097063	E27	4.3	345	2700	≥80	15000	105	63

Product name		
P R63 40 36° 3.3 W/2700 K E27	No	A+
P R63 60 36° 4.3 W/2700 K E27	No	A+

PRODUCT FEATURES

- Professional LED alternative to halogen lamps
- Mercury-free lamps

PRODUCT BENEFITS

- Long lifetime of up to 15,000 h
- Low energy consumption
- Easy replacement of halogen lamps thanks to compact design
- Instant 100 % light, no warm-up time

AREAS OF APPLICATION

- Display cabinets and shop windows
- Museums, art galleries
- Hospitality
- Residential interiors
- As a downlight for marking walkways, doors, stairs, etc.
- Outdoor applications only in suitable luminaires

REFERENCES / LINKS

For further products and actual information concerning LED lamps see www.ledvance.com/ledlamps
For Guarantee see www.ledvance.com/guarantee

PARATHOM R80

LED reflector lamps R80 with retrofit screw base



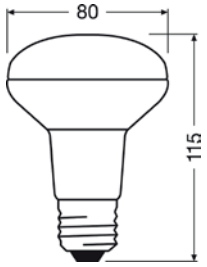

Product name	GTIN (EAN)		W	lm	K	Ra	t[h]	l [mm]	⌀ d [mm]
P R80 60 36° 4.3 W/2700 K E27	4058075097148	E27	4.3	345	2700	≥80	15000	115	80
P R80 100 36° 9.1 W/2700 K E27	4058075097223	E27	9.1	670	2700	≥80	15000	115	80

Product name		
P R80 60 36° 4.3 W/2700 K E27	No	A+
P R80 100 36° 9.1 W/2700 K E27	No	A+

PRODUCT FEATURES

- Professional LED alternative to halogen lamps
- Mercury-free lamps

PRODUCT BENEFITS

- Long lifetime of up to 15,000 h
- Low energy consumption
- Easy replacement of halogen lamps thanks to compact design
- Instant 100 % light, no warm-up time

AREAS OF APPLICATION

- Display cabinets and shop windows
- Museums, art galleries
- Hospitality
- Residential interiors
- As a downlight for marking walkways, doors, stairs, etc.
- Outdoor applications only in suitable luminaires

REFERENCES / LINKS

For further products and actual information concerning LED lamps see www.ledvance.com/ledlamps
For Guarantee see www.ledvance.com/guarantee

PARATHOM R50 DIM

Dimmable LED reflector lamps R50 with retrofit screw base



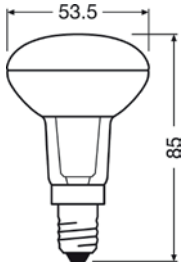

Product name	GTIN (EAN)		W	lm	K	Ra	t[h]	l [mm]	⌀ d [mm]
P R50 60 36° 5.9 W/2700 K E14	4058075096943	E14	5.9	345	2700	≥90	25000	85	53.5

Product name		
P R50 60 36° 5.9 W/2700 K E14	Yes	A

PRODUCT FEATURES

- Professional LED alternative to halogen lamps
- Good color rendering index R_a: ≥ 80
- Dimmable (with many common dimmers, see also www.ledvance.com/dim)
- Mercury-free lamps

PRODUCT BENEFITS

- Very long lifetime of up to 25,000 h
- Low energy consumption
- Easy replacement of halogen lamps thanks to compact design
- Instant 100 % light, no warm-up time

AREAS OF APPLICATION

- Display cabinets and shop windows
- Museums, art galleries
- Exhibition rooms
- Hospitality
- Residential interiors
- As a downlight for marking walkways, doors, stairs, etc.
- Outdoor applications only in suitable luminaires

REFERENCES / LINKS

For dimming conformity see www.ledvance.com/dim
For further products and actual information concerning LED lamps see www.ledvance.com/ledlamps
For Guarantee see www.ledvance.com/guarantee

PARATHOM R63 DIM

Dimmable LED reflector lamps R63 with retrofit screw base



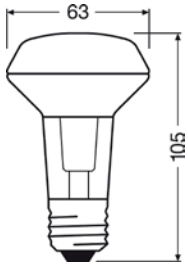

Product name	GTIN (EAN)		W	lm	K	Ra	t[h]	l [mm]	⌀ d [mm]
P R63 60 36° 5.9 W/2700 K E27	4058075097100	E27	5.9	345	2700	≥90	25000	105	63

Product name			
P R63 60 36° 5.9 W/2700 K E27	Yes	A	

PRODUCT FEATURES

- Professional LED alternative to halogen lamps
- Good color rendering index R_a: ≥ 80
- Dimmable (with many common dimmers, see also www.ledvance.com/dim)
- Mercury-free lamps

PRODUCT BENEFITS

- Very long lifetime of up to 25,000 h
- Low energy consumption
- Easy replacement of halogen lamps thanks to compact design
- Instant 100 % light, no warm-up time

AREAS OF APPLICATION

- Display cabinets and shop windows
- Museums, art galleries
- Exhibition rooms
- Hospitality
- Residential interiors
- As a downlight for marking walkways, doors, stairs, etc.
- Outdoor applications only in suitable luminaires

REFERENCES / LINKS

For dimming conformity see www.ledvance.com/dim
For further products and actual information concerning LED lamps see www.ledvance.com/ledlamps
For Guarantee see www.ledvance.com/guarantee

PARATHOM R80 DIM

Dimmable LED reflector lamps R80 with retrofit screw base



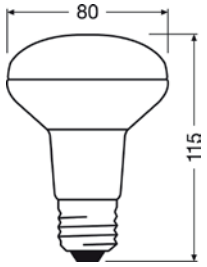

Product name	GTIN (EAN)		W	lm	K	Ra	t[h]	l [mm]	⌀ d [mm]
P R80 60 36° 5.9 W/2700 K E27	4058075097308	E27	5.9	345	2700	≥90	25000	115	80
P R80 100 36° 9.6 W/2700 K E27	4058075097186	E27	9.6	670	2700	≥80	25000	115	80

Product name		
P R80 60 36° 5.9 W/2700 K E27	Yes	A
P R80 100 36° 9.6 W/2700 K E27	Yes	A+

PRODUCT FEATURES

- Professional LED alternative to halogen lamps
- Good color rendering index R_a: ≥ 80
- Mercury-free lamps
- Dimmable (with many common dimmers, see also www.ledvance.com/dim)

PRODUCT BENEFITS

- Very long lifetime of up to 25,000 h
- Low energy consumption
- Easy replacement of halogen lamps thanks to compact design
- Instant 100 % light, no warm-up time

AREAS OF APPLICATION

- Display cabinets and shop windows
- Museums, art galleries
- Hospitality
- Residential interiors
- As a downlight for marking walkways, doors, stairs, etc.
- Outdoor applications only in suitable luminaires

REFERENCES / LINKS

For dimming conformity see www.ledvance.com/dim
For further products and actual information concerning LED lamps see www.ledvance.com/ledlamps
For Guarantee see www.ledvance.com/guarantee

PARATHOM PAR20 DIM

Dimmable LED reflector lamps PAR20 with retrofit screw base



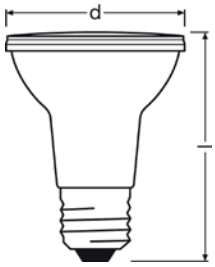

Product name	GTIN (EAN)		W	lm	K	Ra	t[h]	l [mm]	⌀ d [mm]
P PAR20 DIM 50 36° 5 W/2700 K E27	4058075105416	E27	5	345	2700	≥80	25000	88	64

Product name		
P PAR20 DIM 50 36° 5 W/2700 K E27	Yes	A+

PRODUCT FEATURES

- Professional LED alternative to PAR20 lamps
- Good color rendering index R_a: ≥ 80
- Dimmable (with many common dimmers, see also www.ledvance.com/dim)
- Mercury-free lamps

PRODUCT BENEFITS

- Low energy consumption
- Easy replacement of halogen lamps thanks to compact design
- Instant 100 % light, no warm-up time

AREAS OF APPLICATION

- Display cabinets and shop windows
- Museums, art galleries
- Exhibition rooms
- Hospitality
- Residential interiors
- As a downlight for marking walkways, doors, stairs, etc.
- Outdoor applications only in suitable luminaires

REFERENCES / LINKS

For dimming conformity see www.ledvance.com/dim
For further products and actual information concerning LED lamps see www.ledvance.com/ledlamps
For Guarantee see www.ledvance.com/guarantee

PARATHOM Retrofit CLASSIC A

LED lamps, classic bulb shape



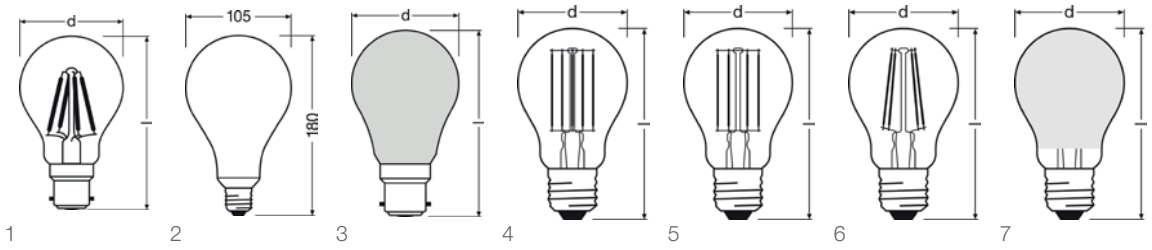

1 2 3 4 5 6 7

	Product name	GTIN (EAN)		W	lm	K	Ra	t[h]	l [mm]	⌀ d [mm]
NEW	P RF CLAS A 40 4 W/2700 K E27	4052899961722	E27	4	470	2700	≥80	15000	105	60
	P CLAS A 40 4 W/2700 K B22d	4058075061651	B22d	4	470	2700	≥80	15000	104	60
	P CLAS A 40 FR 4 W/2700 K B22d	4058075061736	B22d	4	470	2700	≥80	15000	104	60
	P CLAS A 40 4 W/2700 K E27	4058075817135	E27	4	470	2700	≥80	15000	105	60
NEW	P CLAS A 40 4 W/4000 K E27	4058075817470	E27	4	470	4000	≥80	15000	105	60
NEW	P CLAS A 40 4 W/4000 K E27	4058075808584	E27	4	470	4000	≥80	15000	105	60
	P CLAS A 60 7 W/2700 K E27	4058075817234	E27	7	806	2700	≥80	15000	105	60
NEW	P RF CLAS A 60 7 W/2700 K E27	4052899961654	E27	7	806	2700	≥80	15000	105	60
	P CLAS A 60 CL 7 W/2700 K B22d	4058075061675	B22d	7	806	2700	≥80	15000	104	60
	P CLAS A 60 FR 7 W/2700 K B22d	4058075061798	B22d	7	806	2700	≥80	15000	104	60
NEW	P CLAS A 60 7 W/4000 K E27	4058075808416	E27	7	806	4000	≥80	15000	105	60
NEW	P CLAS A 60 7 W/4000 K E27	4058075817173	E27	7	806	4000	≥80	15000	105	60
NEW	P RF CLAS A 75 8 W/2700 K E27	4052899961708	E27	8	1055	2700	≥80	15000	105	60
NEW	P CLAS A 75 8 W/2700 K E27	4058075808362	E27	8	1055	2700	≥80	15000	105	60
NEW	P CLAS A 75 8 W/4000 K E27	4058075808379	E27	8	1055	4000	≥80	15000	105	60
NEW	P CLAS A 75 8 W/4000 K E27	4058075817456	E27	8	1055	4000	≥80	15000	105	60
	P CLAS A 100 11 W/2700 K E27	4058075817159	E27	11	1521	2700	≥80	15000	105	60
NEW	P CLAS A 100 11 W/2700 K E27	4058075817210	E27	11	1521	2700	≥80	10000	105	60
	P CLAS A 100 CL 11 W/4000 K E27	4058075124622	E27	11	1521	4000	≥80	10000	105	60
	P CLAS A 150 FR 18 W/2700 K E27	4058075118294	E27	18	2500	2700	≥80	15000	180	67
	P CLAS A 150 18 W/4000 K E27	4058075118218	E27	18	2500	4000	≥80	15000	180	67

	Product name			No.
NEW	P RF CLAS A 40 4 W/2700 K E27	No	A++	6
	P CLAS A 40 4 W/2700 K B22d	No	A++	1
	P CLAS A 40 FR 4 W/2700 K B22d	No	A++	3
	P CLAS A 40 4 W/2700 K E27	No	A++	7
NEW	P CLAS A 40 4 W/4000 K E27	No	A++	6
NEW	P CLAS A 40 4 W/4000 K E27	No	A++	7
	P CLAS A 60 7 W/2700 K E27	No	A++	7
NEW	P RF CLAS A 60 7 W/2700 K E27	No	A++	6
	P CLAS A 60 CL 7 W/2700 K B22d	No	A++	1
	P CLAS A 60 FR 7 W/2700 K B22d	No	A++	3
NEW	P CLAS A 60 7 W/4000 K E27	No	A++	7
NEW	P CLAS A 60 7 W/4000 K E27	No	A++	6
NEW	P RF CLAS A 75 8 W/2700 K E27	No	A++	5
NEW	P CLAS A 75 8 W/2700 K E27	No	A++	7
NEW	P CLAS A 75 8 W/4000 K E27	No	A++	7
NEW	P CLAS A 75 8 W/4000 K E27	No	A++	5
	P CLAS A 100 11 W/2700 K E27	No	A++	4
NEW	P CLAS A 100 11 W/2700 K E27	No	A++	7
	P CLAS A 100 CL 11 W/4000 K E27	No	A++	4
	P CLAS A 150 FR 18 W/2700 K E27	No	A++	2
	P CLAS A 150 18 W/4000 K E27	No	A++	2

PARATHOM Retrofit CLASSIC A
LED lamps, classic bulb shape

PRODUCT FEATURES

- Professional LED lamps for line voltage
- Beam angle: up to 300°
- Not dimmable
- Base: E27
- Mercury-free lamps
- Lifetime: up to 15,000 h

PRODUCT BENEFITS

- Lamps with innovative LED „filament“ technology
- Design, dimensions, luminous flux comparable to an incandescent or halogen lamp
- Very low energy consumption
- No UV and near-IR radiation in the light beam
- Instant 100 % light, no warm-up time
- Can be easily fitted instead of ordinary light bulbs
- Lower thermal output (compared with the standard reference product)

AREAS OF APPLICATION

- Perfect for decorative installations
- Domestic applications
- General illumination
- Outdoor applications only in suitable luminaires

PARATHOM Retrofit CLASSIC B

LED lamps, classic mini-candle shape

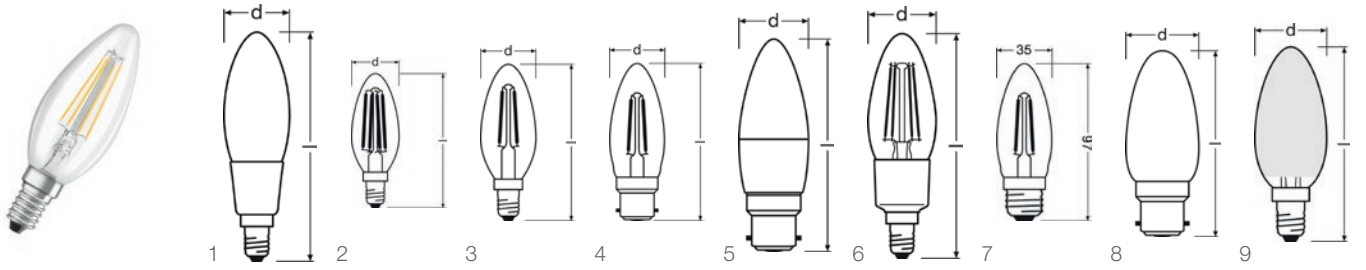

	Product name	GTIN (EAN)		W	lm	K	Ra	t[h]	l [mm]	⌀ d [mm]
NEW	P CLAS B 15 1.4 W/2700 K E14	4058075814851	E14	1.4	136	2700	≥80	15000	97	35
NEW	P RF CLAS B 25 FR 2.5 W/2700 K E14	4052899941762	E14	2.5	250	2700	≥80	15000	97	35
NEW	P RF CLAS B 25 2.5 W/2700 K E14	4052899961746	E14	2.5	250	2700	≥80	15000	97	35
	P CLAS B 25 CL 2.5 W/2700 K B22d	4058075061750	B22d	2.5	250	2700	≥80	15000	92	35
NEW	P RF CLAS B 40 4 W/2700 K E14	4052899959194	E14	4.0	470	2700	≥80	15000	97	35
NEW	P RF CLAS B 40 4 W/2700 K E14	4052899961661	E14	4.0	470	2700	≥80	15000	97	35
	P CLAS B 40 CL 4 W/2700 K B22d	4058075061774	B22d	4.0	470	2700	≥80	15000	94	35
	P CLAS B 40 FR 4 W/2700 K B22d	4058075061859	B22d	4.0	470	2700	≥80	15000	94	35
	P CLAS B 40 4 W/2700 K E27	4058075114302	E27	4.0	470	2700	≥80	15000	95	35
	P CLAS B 40 4 W/4000 K E14	4058075114654	E14	4.0	470	4000	≥80	15000	100	35
NEW	P CLAS B 40 5 W/2700 K B22d	4058075061613	B22d	5.0	470	2700	≥80	15000	106	37
	P CLAS B 60 6 W/2700 K E14	4058075116290	E14	6.0	806	2700	≥80	15000	118	35
	P CLAS B 60 6 W/2700 K E14	4058075116313	E14	6.0	806	2700	≥80	15000	118	35

	Product name			No.
NEW	P CLAS B 15 1.4 W/2700 K E14	No	A++	3
NEW	P RF CLAS B 25 FR 2.5 W/2700 K E14	No	A++	9
NEW	P RF CLAS B 25 2.5 W/2700 K E14	No	A++	3
	P CLAS B 25 CL 2.5 W/2700 K B22d	No	A++	4
NEW	P RF CLAS B 40 4 W/2700 K E14	No	A++	9
NEW	P RF CLAS B 40 4 W/2700 K E14	No	A++	2
	P CLAS B 40 CL 4 W/2700 K B22d	No	A++	4
	P CLAS B 40 FR 4 W/2700 K B22d	No	A++	8
	P CLAS B 40 4 W/2700 K E27	No	A++	7
	P CLAS B 40 4 W/4000 K E14	No	A++	2
NEW	P CLAS B 40 5 W/2700 K B22d	No	A+	5
	P CLAS B 60 6 W/2700 K E14	No	A++	1
	P CLAS B 60 6 W/2700 K E14	No	A++	6

PARATHOM Retrofit CLASSIC B
LED lamps, classic mini-candle shape

PRODUCT FEATURES
- Professional LED lamps for line voltage
- Beam angle: up to 300°
- Not dimmable
- Base: E14
- Mercury-free lamps
- Lifetime: up to 15,000 h

PRODUCT BENEFITS
- Lamps with innovative LED „filament“ technology
- Design, dimensions, luminous flux comparable to an incandescent or halogen lamp
- No UV and near-IR radiation in the light beam
- Instant 100 % light, no warm-up time
- Can be easily fitted instead of ordinary light bulbs
- Lower thermal output (compared with the standard reference product)

AREAS OF APPLICATION
- Perfect for decorative installations
- Domestic applications
- General illumination
- Outdoor applications only in suitable luminaires

PARATHOM Retrofit CLASSIC BA
LED lamps, classic bulb shape



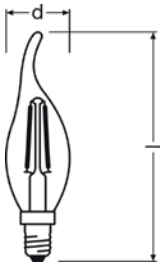

	Product name	GTIN (EAN)		W	lm	K	Ra	t[h]	l [mm]	⌀ d [mm]
NEW	P RF CLAS BA 40 4 W/2700 K E14	4052899961890	E14	4	470	2700	≥80	15000	119	35

	Product name		
NEW	P RF CLAS BA 40 4 W/2700 K E14	No	A++

PRODUCT FEATURES

- Professional LED lamps for line voltage
- Beam angle: up to 300°
- Not dimmable
- Base: E14
- Mercury-free lamps
- Lifetime: up to 15,000 h

AREAS OF APPLICATION

- Perfect for decorative installations
- Domestic applications
- General illumination
- Outdoor applications only in suitable luminaires

PRODUCT BENEFITS

- Lamps with innovative LED „filament“ technology
- Design, dimensions, luminous flux comparable to an incandescent or halogen lamp
- Very low energy consumption
- No UV and near-IR radiation in the light beam
- Instant 100 % light, no warm-up time
- Can be easily fitted instead of ordinary light bulbs
- Lower thermal output (compared with the standard reference product)

PARATHOM Retrofit CLASSIC BW
LED lamps, classic bulb shape



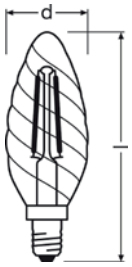

	Product name	GTIN (EAN)		W	lm	K	Ra	t[h]	l [mm]	⌀ d [mm]
NEW	P RF CLAS BW 40 4 W/2700 K E14	4052899961913	E14	4	470	2700	≥80	15000	97	35

	Product name		
NEW	P RF CLAS BW 40 4 W/2700 K E14	No	A++

PRODUCT FEATURES

- Professional LED lamps for line voltage
- Beam angle: up to 300°
- Not dimmable
- Base: E14
- Mercury-free lamps
- Lifetime: up to 15,000 h

AREAS OF APPLICATION

- Perfect for decorative installations
- Domestic applications
- General illumination
- Outdoor applications only in suitable luminaires

PRODUCT BENEFITS

- Lamps with innovative LED „filament“ technology
- Design, dimensions, luminous flux comparable to an incandescent or halogen lamp
- No UV and near-IR radiation in the light beam
- Instant 100 % light, no warm-up time
- Can be easily fitted instead of ordinary light bulbs
- Lower thermal output (compared with the standard reference product)

PARATHOM Retrofit CLASSIC P

LED lamps, classic mini-ball shape



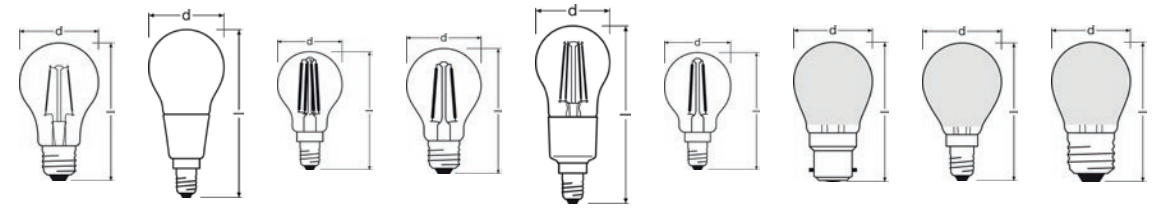

1 2 3 4 5 6 7 8 9

	Product name	GTIN (EAN)	NW.	W	lm	K	Ra	t[h]	l [mm]	⌀ d [mm]
NEW	P CLAS P 15 1.4 W/2700 K E27	4058075815117	E27	1.4	136	2700	≥80	15000	77	45
NEW	P CLAS P 15 1.4 W/2700 K E14	4058075815094	E14	1.4	136	2700	≥80	15000	78	45
NEW	P RF CLAS P 25 2.5 W/2700 K E14	4052899959330	E14	2.5	250	2700	≥80	15000	78	45
NEW	P RF CLAS P 25 2.5 W/2700 K E14	4052899961791	E14	2.5	250	2700	≥80	15000	78	45
NEW	P RF CLAS P 25 2.5 W/2700 K E27	4052899961838	E27	2.5	250	2700	≥80	15000	77	45
NEW	P CLAS P 25 2.5 W/2700 K E27	4058075815155	E27	2.5	250	2700	≥80	15000	77	45
NEW	P RF CLAS P 40 4 W/2700 K E14	4052899959323	E14	4.0	470	2700	≥80	15000	78	45
NEW	P RF CLAS P 40 4 W/2700 K E27	4052899959361	E27	4.0	470	2700	≥80	15000	77	45
NEW	P RF CLAS P 40 4 W/2700 K E14	4052899961777	E14	4.0	470	2700	≥80	15000	78	45
	P CLAS P 40 FR 4 W/2700 K B22d	4058075061873	B22d	4.0	470	2700	≥80	15000	76	45
	P CLAS P 40 4 W/4000 K E14	4058075112483	E14	4.0	470	4000	≥80	15000	78	45
	P CLAS P 60 6 W/2700 K E14	4058075108325	E14	6.0	806	2700	≥80	15000	110	45
	P CLAS P 60 6 W/2700 K E14	4058075108363	E14	6.0	806	2700	≥80	15000	110	45
	P CLAS P 60 6 W/2700 K E27	4058075108424	E27	6.0	806	2700	≥80	15000	85	45

	Product name			No.
NEW	P CLAS P 15 1.4 W/2700 K E27	No	A++	4
NEW	P CLAS P 15 1.4 W/2700 K E14	No	A++	6
NEW	P RF CLAS P 25 2.5 W/2700 K E14	No	A++	8
NEW	P RF CLAS P 25 2.5 W/2700 K E14	No	A++	6
NEW	P RF CLAS P 25 2.5 W/2700 K E27	No	A++	4
NEW	P CLAS P 25 2.5 W/2700 K E27	No	A++	9
NEW	P RF CLAS P 40 4 W/2700 K E14	No	A++	8
NEW	P RF CLAS P 40 4 W/2700 K E27	No	A++	9
NEW	P RF CLAS P 40 4 W/2700 K E14	No	A++	3
	P CLAS P 40 FR 4 W/2700 K B22d	No	A++	7
	P CLAS P 40 4 W/4000 K E14	No	A++	3
	P CLAS P 60 6 W/2700 K E14	No	A++	2
	P CLAS P 60 6 W/2700 K E14	No	A++	5
	P CLAS P 60 6 W/2700 K E27	No	A++	1

PARATHOM Retrofit CLASSIC P
LED lamps, classic mini-ball shape

PRODUCT FEATURES

- Professional LED lamps for line voltage
- Beam angle: up to 300°
- Not dimmable
- Mercury-free lamps
- Lifetime: up to 15,000 h

PRODUCT BENEFITS

- Lamps with innovative LED „filament“ technology
- Design, dimensions, luminous flux comparable to an incandescent or halogen lamp
- Very low energy consumption
- No UV and near-IR radiation in the light beam
- Instant 100 % light, no warm-up time
- Can be easily fitted instead of ordinary light bulbs
- Lower thermal output (compared with the standard reference product)

AREAS OF APPLICATION

- Perfect for decorative installations
- Domestic applications
- General illumination
- Outdoor applications only in suitable luminaires

PARATHOM Retrofit CLASSIC A DIM

Dimmable LED lamps, classic bulb shape



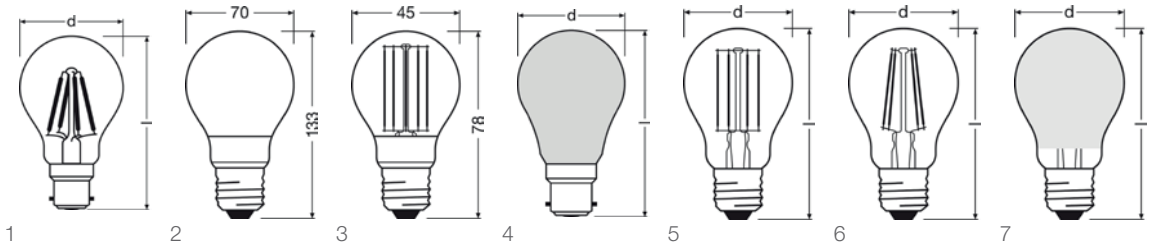

1 2 3 4 5 6 7

Product name	GTIN (EAN)		W	lm	K	Ra	t[h]	l [mm]	⌀ d [mm]
P CLAS A 40 FR 5 W/2700 K E27	4058075100770	E27	5.0	470	2700	≥80	15000	105	60
P CLAS A 40 CL 5 W/2700 K E27	4058075100794	E27	5.0	470	2700	≥80	15000	105	60
P CLAS A 40 CL 5 W/2700 K E27	4058075134447	E27	5.0	470	2700	97	15000	104	60
P CLAS A 60 FR 7.5 W/2700 K B22d	4058075100893	B22d	7.5	806	2700	≥80	15000	104	60
P CLAS A 60 7.5 W/2700 K B22d	4058075100916	B22d	7.5	806	2700	≥80	15000	104	60
P CLAS A 60 FR 7.5 W/2700 K E27	4058075100954	E27	7.5	806	2700	≥80	15000	105	60
P CLAS A 60 CL 7.5 W/2700 K E27	4058075100978	E27	7.5	806	2700	≥80	15000	105	60
P CLAS P 60 FR 7.5 W/4000 K E27	4058075100879	E27	7.5	806	4000	≥80	15000	105	60
P CLAS A 60 CL 8 W/2700 K E27	4058075134485	E27	8.0	806	2700	97	15000	112	67
P CLAS A 75 8.5 W/2700 K E27	4058075101050	E27	8.5	1055	2700	≥80	15000	105	60
NEW P CLAS A 75 8.5 W/2700 K E27	4058075101074	E27	8.5	1055	2700	≥80	15000	105	60
P CLAS A 75 8.5 W/4000 K E27	4058075107762	E27	8.5	1055	4000	≥80	15000	105	60
P CLAS A 100 FR 12 W/2700 K E27	4058075149687	E27	12.0	1521	2700	≥80	15000	133	70
P CLAS A 100 FIL 12 W/2700 K E27	4058075149700	E27	12.0	1521	2700	≥80	15000	133	70

Product name			No.
P CLAS A 40 FR 5 W/2700 K E27	Yes	A+	7
P CLAS A 40 CL 5 W/2700 K E27	Yes	A+	6
P CLAS A 40 CL 5 W/2700 K E27	Yes	A+	6
P CLAS A 60 FR 7.5 W/2700 K B22d	Yes	A+	4
P CLAS A 60 7.5 W/2700 K B22d	Yes	A+	1
P CLAS A 60 FR 7.5 W/2700 K E27	Yes	A+	7
P CLAS A 60 CL 7.5 W/2700 K E27	Yes	A+	6
P CLAS P 60 FR 7.5 W/4000 K E27	Yes	A+	7
P CLAS A 60 CL 8 W/2700 K E27	Yes	A+	6
P CLAS A 75 8.5 W/2700 K E27	Yes	A++	7
NEW P CLAS A 75 8.5 W/2700 K E27	Yes	A++	5
P CLAS A 75 8.5 W/4000 K E27	Yes	A++	7
P CLAS A 100 FR 12 W/2700 K E27	Yes	A++	2
P CLAS A 100 FIL 12 W/2700 K E27	Yes	A++	3

PARATHOM Retrofit CLASSIC A DIM
Dimmable LED lamps, classic bulb shape

PRODUCT FEATURES

- Professional LED lamps for line voltage
- Dimmable
- Base: E27
- Mercury-free lamps
- Lifetime: up to 15,000 h

PRODUCT BENEFITS

- Design, dimensions, luminous flux comparable to an incandescent or halogen lamp
- Very low energy consumption
- Robust against vibrations
- No UV and near-IR radiation in the light beam
- Instant 100 % light, no warm-up time
- Can be easily fitted instead of ordinary light bulbs
- Lower thermal output (compared with the standard reference product)

AREAS OF APPLICATION

- Perfect for decorative installations
- Domestic applications
- General illumination
- Outdoor applications only in suitable luminaires

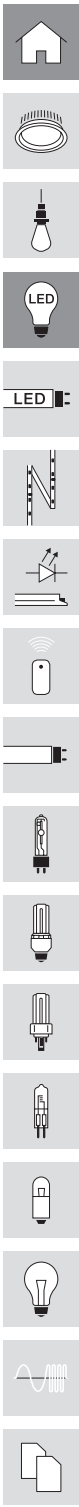

OSRAM

PARATHOM Retrofit CLASSIC B DIM

Dimmable LED lamps, classic bulb shape



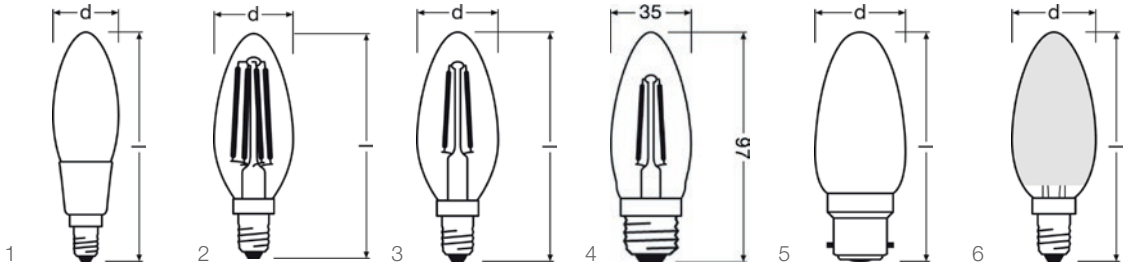

	Product name	GTIN (EAN)		W	lm	K	Ra	t[h]	l [mm]	⌀ d [mm]
NEW	P CLAS B 25 2.5 W/2700 K E14	4058075051881	E14	2.5	250	2700	≥80	15000	100	35
	P CLAS B 25 FR 3.3 W/2700 K E14	4058075101135	E14	3.3	250	2700	≥80	15000	97	35
	P CLAS B 25 3.3 W/2700 K E14	4058075107540	E14	3.3	250	2700	≥80	15000	97	35
NEW	P CLAS B 40 FR 4.5 W/2700 K B22d	4058075061811	B22d	4.5	470	2700	≥80	20000	91	35
	P CLAS B 40 4.5 W/2700 K E14	4058075817098	E14	4.5	470	2700	≥80	20000	118	35
NEW	P CLAS B 40 FR 5 W/2700 K B22d	4058075101173	B22d	5.0	470	2700	≥80	15000	92	35
	P CLAS B 40 FR 5 W/2700 K E14	4058075101197	E14	5.0	470	2700	≥80	15000	97	35
	P CLAS B 40 5 W/2700 K E14	4058075101210	E14	5.0	470	2700	≥80	15000	97	35
	P CLAS B 40 CL 5 W/2700 K E27	4058075116252	E27	5.0	470	2700	≥80	15000	93	35
	P CLAS B 40 CL 5 W/2700 K E14	4058075134522	E14	5.0	470	2700	97	15000	112	35
NEW	P CLAS B 60 FR 6 W/2700 K E14	4058075101258	E14	6.0	806	2700	≥80	15000	118	35

	Product name			No.
NEW	P CLAS B 25 2.5 W/2700 K E14	Yes	A++	6
	P CLAS B 25 FR 3.3 W/2700 K E14	Yes	A+	6
	P CLAS B 25 3.3 W/2700 K E14	Yes	A+	3
NEW	P CLAS B 40 FR 4.5 W/2700 K B22d	Yes	A++	5
	P CLAS B 40 4.5 W/2700 K E14	Yes	A++	1
NEW	P CLAS B 40 FR 5 W/2700 K B22d	Yes	A+	5
	P CLAS B 40 FR 5 W/2700 K E14	Yes	A+	6
	P CLAS B 40 5 W/2700 K E14	Yes	A+	2
	P CLAS B 40 CL 5 W/2700 K E27	Yes	A+	4
	P CLAS B 40 CL 5 W/2700 K E14	Yes	A+	2
NEW	P CLAS B 60 FR 6 W/2700 K E14	Yes	A++	1

PRODUCT FEATURES

- Professional LED lamps for line voltage
- Dimmable (with many common dimmers, see also www.ledvance.com/dim)
- Mercury-free lamps
- Lifetime: up to 15,000 h
- Beam angle: up to 300°

AREAS OF APPLICATION

- Domestic applications
- General illumination
- Outdoor applications only in suitable luminaires
- Perfect for decorative installations

PRODUCT BENEFITS

- Design, dimensions, luminous flux comparable to an incandescent lamp
- Very low energy consumption
- Robust against vibrations
- Instant 100 % light, no warm-up time
- Can be easily fitted instead of ordinary light bulbs
- Lamps with innovative LED „filament“ technology

PARATHOM Retrofit CLASSIC P DIM

Dimmable LED lamps, classic bulb shape



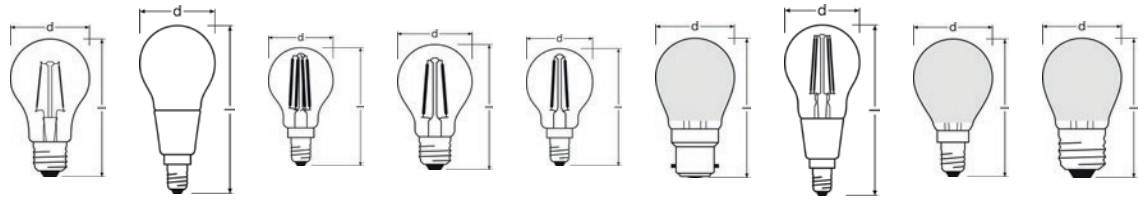

1 2 3 4 5 6 7 8 9

	Product name	GTIN (EAN)		W	lm	K	Ra	t[h]	l [mm]	⌀ d [mm]
NEW	P CLAS P 25 FR 2.5 W/2700 K E14	4058075808768	E14	2.5	250	2700	≥80	15000	77	45
	P CLAS P 25 FR 3.3 W/2700 K E14	4058075101319	E14	3.3	250	2700	≥80	15000	78	45
	P CLAS P 25 FR 3.3 W/2700 K E27	4058075101333	E27	3.3	250	2700	≥80	15000	77	45
	P CLAS P 25 3.3 W/2700 K E14	4058075108165	E14	3.3	250	2700	≥80	15000	78	45
NEW	P CLAS P 40 FR 4.5 W/2700 K B22d	4058075061835	B22d	4.5	470	2700	≥80	20000	83	45
	P CLAS P 40 FR 4.5 W/2700 K E14	4058075817111	E14	4.5	470	2700	≥80	20000	110	45
	P CLAS P 40 CL 4.5 W/2700 K E14	4058075808904	E14	4.5	470	2700	≥80	20000	110	45
NEW	P CLAS P 40 CL 4.5 W/2700 K E27	4058075817197	E27	4.5	470	2700	≥80	20000	84	45
NEW	P CLAS P 40 CL 5 W/2700 K E27	4058075101456	E27	5.0	470	2700	≥80	15000	77	45
	P CLAS P 40 FR 5 W/2700 K E27	4058075101432	E27	5.0	470	2700	≥80	15000	77	45
	P CLAS P 40 CL 5 W/2700 K E14	4058075134546	E14	5.0	470	2700	97	15000	105	45
	P CLAS P 40 CL 5 W/2700 K E27	4058075134560	E27	5.0	470	2700	97	15000	80	45
	P CLAS P 40 CL 5 W/2700 K E14	4058075101418	E14	5.0	470	2700	≥80	15000	78	45
	P CLAS P 40 FR 5 W/2700 K E14	4058075101395	E14	5.0	470	2700	≥80	15000	78	45
NEW	P CLAS P 40 FR 5 W/2700 K B22d	4058075101371	B22d	5.0	470	2700	≥80	15000	76	45
NEW	P CLAS P 50 5 W/2700 K E14	4058075815179	E14	5.0	640	2700	≥80	20000	110	45
	P CLAS P 60 FR 6 W/2700 K E14	4058075101494	E14	6.0	806	2700	≥80	15000	110	45

	Product name			No.
NEW	P CLAS P 25 FR 2.5 W/2700 K E14	Yes	A++	8
	P CLAS P 25 FR 3.3 W/2700 K E14	Yes	A+	8
	P CLAS P 25 FR 3.3 W/2700 K E27	Yes	A+	9
	P CLAS P 25 3.3 W/2700 K E14	Yes	A+	5
NEW	P CLAS P 40 FR 4.5 W/2700 K B22d	Yes	A++	6
	P CLAS P 40 FR 4.5 W/2700 K E14	Yes	A++	2
	P CLAS P 40 CL 4.5 W/2700 K E14	Yes	A++	7
NEW	P CLAS P 40 CL 4.5 W/2700 K E27	Yes	A++	4
NEW	P CLAS P 40 CL 5 W/2700 K E27	Yes	A+	4
	P CLAS P 40 FR 5 W/2700 K E27	Yes	A+	9
	P CLAS P 40 CL 5 W/2700 K E14	Yes	A+	3
	P CLAS P 40 CL 5 W/2700 K E27	Yes	A+	1
	P CLAS P 40 CL 5 W/2700 K E14	Yes	A+	7
	P CLAS P 40 FR 5 W/2700 K E14	Yes	A+	8
NEW	P CLAS P 40 FR 5 W/2700 K B22d	Yes	A+	6
NEW	P CLAS P 50 5 W/2700 K E14	Yes	A++	2
	P CLAS P 60 FR 6 W/2700 K E14	Yes	A++	2

OSRAM

PARATHOM Retrofit CLASSIC P DIM
Dimmable LED lamps, classic bulb shape

PRODUCT FEATURES

- Professional LED lamps for line voltage
- Dimmable (with many common dimmers, see also www.ledvance.com/dim)
- Mercury-free lamps
- Lifetime: up to 15,000 h
- Beam angle: up to 300°

PRODUCT BENEFITS

- Design, dimensions, luminous flux comparable to an incandescent lamp
- Very low energy consumption
- Robust against vibrations
- Lamps with innovative LED „filament“ technology
- Instant 100 % light, no warm-up time
- Can be easily fitted instead of ordinary light bulbs

AREAS OF APPLICATION

- Domestic applications
- General illumination
- Outdoor applications only in suitable luminaires
- Perfect for decorative installations



OSRAM

PARATHOM Retrofit CLASSIC GLOBE

LED lamps, classic ball shape



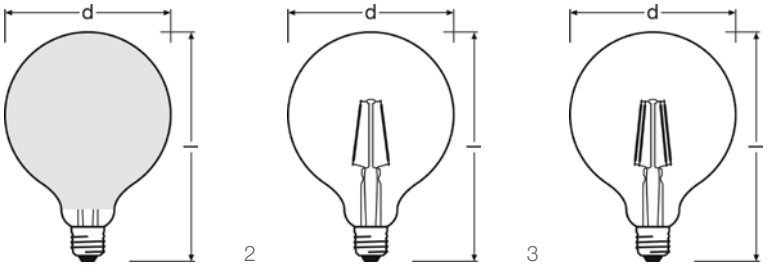

1 2 3

	Product name	GTIN (EAN)		W	lm	K	Ra	t[h]	l [mm]	⌀ d [mm]
NEW	P RF GLOBE 25 CL 2.5 W/2700 K E27	4052899962101	E27	2.5	250	2700	≥80	15000	178	125
NEW	P RF GLOBE 40 CL 4.5 W/2700 K E27	4052899972797	E27	4.5	470	2700	≥80	15000	178	125
NEW	P RF GLOBE 60 CL 7 W/2700 K E27	4052899972773	E27	7.0	806	2700	≥80	15000	178	125
NEW	P GLOBE 60 7 W/2700 K E27	4052899959231	E27	7.0	806	2700	≥80	15000	140	95
NEW	P GLOBE 100 11.5 W/2700 K E27	4058075815810	E27	11.5	1521	2700	≥80	15000	140	95

	Product name			No.
NEW	P RF GLOBE 25 CL 2.5 W/2700 K E27	No	A+	2
NEW	P RF GLOBE 40 CL 4.5 W/2700 K E27	No	A++	3
NEW	P RF GLOBE 60 CL 7 W/2700 K E27	No	A++	3
NEW	P GLOBE 60 7 W/2700 K E27	No	A++	1
NEW	P GLOBE 100 11.5 W/2700 K E27	No	A++	1

PRODUCT FEATURES

- Professional LED lamps for line voltage
- Not dimmable
- Mercury-free lamps
- Lifetime: up to 15,000 h
- Beam angle: up to 360°
- Energy efficiency class: A++

AREAS OF APPLICATION

- Domestic applications
- General illumination
- Outdoor applications only in suitable luminaires
- Perfect for decorative installations

PRODUCT BENEFITS

- Lamps with innovative LED „filament“ technology
- Very low energy consumption
- Instant 100 % light, no warm-up time
- Can be easily fitted instead of ordinary light bulbs

PARATHOM Retrofit CLASSIC ST
LED lamps, classic Edison bulb shape



1

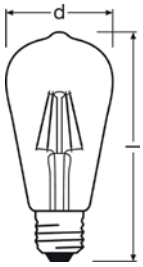

2

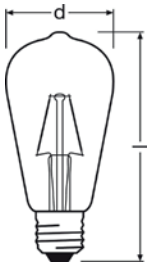

	Product name	GTIN (EAN)		W	lm	K	Ra	t[h]	l [mm]	⌀ d [mm]
NEW	P RF CLAS ST 25 CL 2.5 W/2700 K E27	4052899962125	E27	2.5	250	2700	≥80	15000	140	64
NEW	P RF CLAS ST 40 CL 4.5 W/2700 K E27	4052899972810	E27	4.5	470	2700	≥80	15000	140	64
NEW	P RF CLAS ST 60 CL 7 W/2700 K E27	4052899972834	E27	7.0	806	2700	≥80	15000	140	64

	Product name			
NEW	P RF CLAS ST 25 CL 2.5 W/2700 K E27	No	A++	2
NEW	P RF CLAS ST 40 CL 4.5 W/2700 K E27	No	A++	1
NEW	P RF CLAS ST 60 CL 7 W/2700 K E27	No	A++	1

PRODUCT FEATURES

- Professional LED lamps for line voltage
- Not dimmable
- Mercury-free lamps
- Lifetime: up to 15,000 h
- Beam angle: up to 360°
- Energy efficiency class: A++

AREAS OF APPLICATION

- Domestic applications
- General illumination
- Outdoor applications only in suitable luminaires
- Perfect for decorative installations

PRODUCT BENEFITS

- Lamps with innovative LED „filament“ technology
- Very low energy consumption
- Instant 100 % light, no warm-up time
- Can be easily fitted instead of ordinary light bulbs

PARATHOM Retrofit CLASSIC P Mirror

LED lamps, classic mini-ball shape with mirror bulb crown



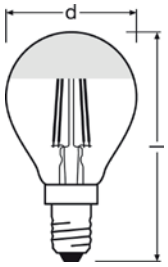

Product name	GTIN (EAN)		W	lm	K	Ra	t[h]	l [mm]	⌀ d [mm]
NEW P CLAS P 34 4 W/2700 K E14	4058075815131	E14	4	380	2700	≥80	15000	78	45

Product name	V		
NEW P CLAS P 34 4 W/2700 K E14	220…240	No	A+

PRODUCT FEATURES

- Bulb crown coating: gold or silver
- Beam angle: up to 300°
- Mercury-free lamps

PRODUCT BENEFITS

- Long lifetime of up to 15,000 h
- Low energy consumption
- Easy relamping thanks to compact design
- Instant 100 % light, no warm-up time
- Lamps with innovative LED „filament“ technology

AREAS OF APPLICATION

- General illumination
- Mirror lighting
- Outdoor applications only in suitable luminaires

OSRAM

PARATHOM DAYLIGHT SENSOR CLASSIC A

Special LED lamps with daylight sensor, classic bulb shape



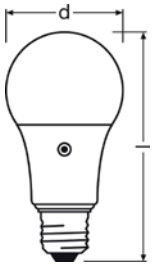

1

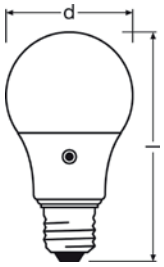

2

	Product name	GTIN (EAN)		W	lm	K	Ra	t[h]	l [mm]	⌀ d [mm]
	P CLAS A 40 FR 5.2 W/2700 K E27	4058075100732	E27	5.2	470	2700	≥80	25000	115	62.0
	P CLAS A 60 FR 8.5 W/2700 K E27	4058075100831	E27	8.5	806	2700	≥80	25000	115	62.0
NEW	P CLAS A 75 FR 11 W/2700 K E27	4058075101036	E27	11.0	1055	2700	≥80	25000	115	61.5

	Product name			No.
	P CLAS A 40 FR 5.2 W/2700 K E27	No	A+	2
	P CLAS A 60 FR 8.5 W/2700 K E27	No	A+	1
NEW	P CLAS A 75 FR 11 W/2700 K E27	No	A+	1

PRODUCT FEATURES

- LED alternative to conventional lamps
- High color consistency: ≤ 6 SDCM
- Mercury-free lamps

PRODUCT BENEFITS

- Short payback period thanks to low energy consumption and maintenance costs
- Energy-saving lighting solution thanks to automatic switch off at daylight
- Safety through automatic switch-on at darkness
- Very long lifetime of up to 25,000 h
- Low energy consumption
- Easy replacement of classic lamps thanks to compact design
- Instant 100 % light, no warm-up time
- Light sensors detect daylight on the basis of the spectral distribution

AREAS OF APPLICATION

- Outdoor applications only in suitable luminaires
- Wherever constant lighting is necessary at night

PARATHOM MOTION SENSOR CLASSIC A

Special LED lamps with motion sensor, classic bulb shape



1

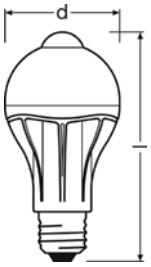

2



	Product name	GTIN (EAN)		W	lm	K	Ra	t[h]	l [mm]	⌀ d [mm]
NEW	P CLAS A 60 9 W/2700 K E27	4058075815711	E27	9.0	806	2700	≥80	25000	116	60
NEW	P CLAS A 75 11.5 W/2700 K E27	4058075815698	E27	11.5	1060	2700	≥80	25000	126	60

	Product name	V			No.	
NEW	P CLAS A 60 9 W/2700 K E27	220…240	No	A+	2	
NEW	P CLAS A 75 11.5 W/2700 K E27	220…240	No	A+	1	

PRODUCT FEATURES

- LED alternative to conventional lamps
- High color consistency: ≤ 6 SDCM
- Mercury-free lamps

PRODUCT BENEFITS

- Short payback period thanks to low energy consumption and maintenance costs
- Energy-saving lighting solution thanks to automatic switch off at daylight
- Very long lifetime of up to 25,000 h
- Automatic light switch off 15 seconds after the last motion dectection
- Illumination threshold for automatic switching: 10 lx
- Low energy consumption
- Easy replacement of classic lamps thanks to compact design
- Instant 100 % light, no warm-up time

AREAS OF APPLICATION

- Outdoor applications only in suitable luminaires

PARATHOM Retrofit CLASSIC A GLOWdim

LED lamps with GLOWdim effect, classic bulb shape



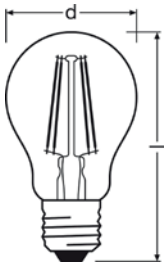

	Product name	GTIN (EAN)		W	lm	K	Ra	t[h]	l [mm]	⌀ d [mm]
NEW	P CLAS A 40 CL 4.5 W/2700 K E27	4058075808539	E27	4.5	470	2700	≥80	15000	114	60
	P CLAS A 60 CL 7 W/2700 K E27	4058075801417	E27	7.0	806	2700	≥80	15000	114	60

	Product name	V			
NEW	P CLAS A 40 CL 4.5 W/2700 K E27	220…240	Yes	A++	
	P CLAS A 60 CL 7 W/2700 K E27	220…240	Yes	A++	

PRODUCT FEATURES

- LED alternative to conventional lamps
- Dimming changes light color from warm white (2,700 K) to extra warm white (1,700 K)
- Good quality of light; color rendering index R_a: ≥ 80
- Dimmable (with many common dimmers, see also www.ledvance.com/dim)
- Mercury-free lamps

PRODUCT BENEFITS

- Provides an especially warm light when dimmed down
- Directly controllable via standard dimmer, no remote control required
- Clear lamps with innovative LED „filament“ technology
- Design, dimensions, luminous flux comparable to an incandescent or halogen lamp
- Long lifetime of up to 15,000 h
- Low energy consumption
- Lower thermal output (compared with the standard reference product)
- Instant 100 % light, no warm-up time

AREAS OF APPLICATION

- Perfect for decorative installations
- Hospitality
- Historical buildings
- Residential interiors
- Marine lighting
- Outdoor applications only in suitable luminaires

PARATHOM CLASSIC B GLOWdim

LED lamps with GLOWdim effect, classic candle shape



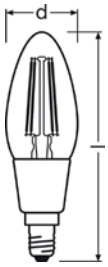

	Product name	GTIN (EAN)	NN	W	lm	K	Ra	t[h]	l [mm]	⌀ d [mm]
NEW	P CLAS B 40 4.5 W/2700 K E14	4058075808157	E14	4.5	470	2700	≥80	15000	118	35

	Product name		
NEW	P CLAS B 40 4.5 W/2700 K E14	Yes	A++

PRODUCT FEATURES

- LED alternative to conventional lamps
- Dimming changes light color from warm white (2,700 K) to extra warm white (2,000 K)
- Good quality of light; color rendering index R_a: ≥ 80
- Dimmable (with many common dimmers, see also www.ledvance.com/dim)
- Mercury-free lamps

PRODUCT BENEFITS

- Provides an especially warm light when dimmed down
- Directly controllable via standard dimmer, no remote control required
- Can be easily combined with other GLOWdim products in one application
- Very long lifetime of up to 25,000 h
- Low energy consumption
- Easy relamping thanks to compact design

AREAS OF APPLICATION

- Hospitality
- Historical buildings
- Residential interiors
- Marine lighting
- Outdoor applications only in suitable luminaires

PARATHOM CLASSIC P GLOWdim

LED lamps with GLOWdim effect, classic mini-ball shape



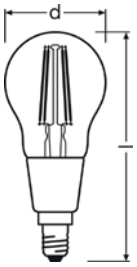

	Product name	GTIN (EAN)		W	lm	K	Ra	t[h]	l [mm]	⌀ d [mm]
NEW	P CLAS P 40 CL 4.5 W/2700 K E14	4058075809062	E14	4.5	470	2700	≥80	15000	110	45

	Product name		
NEW	P CLAS P 40 CL 4.5 W/2700 K E14	Yes	A++

PRODUCT FEATURES

- LED alternative to conventional lamps
- Dimming changes light color from warm white (2,700 K) to extra warm white (2,000 K)
- Good quality of light; color rendering index R_a: ≥ 80
- Dimmable (with many common dimmers, see also www.ledvance.com/dim)
- Mercury-free lamps

PRODUCT BENEFITS

- Provides an especially warm light when dimmed down
- Directly controllable via standard dimmer, no remote control required
- Can be easily combined with other GLOWdim products in one application
- Very long lifetime of up to 25,000 h
- Low energy consumption
- Easy relamping thanks to compact design

AREAS OF APPLICATION

- Hospitality
- Historical buildings
- Residential interiors
- Marine lighting
- Outdoor applications only in suitable luminaires

PARATHOM CLASSIC GLOBE GLOWdim

LED lamps with GLOWdim effect, classic ball shape



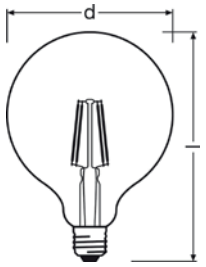

	Product name	GTIN (EAN)		W	lm	K	Ra	t[h]	l [mm]	⌀ d [mm]
NEW	P GLOBE 60 FIL 7 W/2700 K E27	4058075808959	E27	7	806	2700	≥80	15000	190	124

	Product name	V			
NEW	P GLOBE 60 FIL 7 W/2700 K E27	220…240	Yes	A++	

PRODUCT FEATURES

- LED alternative to conventional lamps
- Dimming changes light color from warm white (2,700 K) to extra warm white (2,000 K)
- Good quality of light; color rendering index R_a: ≥ 80
- Dimmable (with many common dimmers, see also www.ledvance.com/dim)
- Mercury-free lamps

PRODUCT BENEFITS

- Provides an especially warm light when dimmed down
- Directly controllable via standard dimmer, no remote control required
- Can be easily combined with other GLOWdim products in one application
- Very long lifetime of up to 25,000 h
- Low energy consumption
- Easy relamping thanks to compact design

AREAS OF APPLICATION

- Hospitality
- Historical buildings
- Residential interiors
- Marine lighting
- Outdoor applications only in suitable luminaires

PARATHOM MR16 GLOWdim

LED reflector lamps MR16 with GLOWdim effect



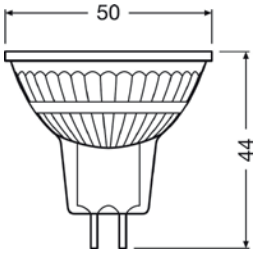

Product name	GTIN (EAN)		W	lm	K	Ra	t[h]	l [mm]	⌀ d [mm]
P MR16 35 36° 5.2 W/2700 K GU5.3	4058075105355	GU5.3	5.2	350	2700	≥80	25000	44	50

Product name	V		
P MR16 35 36° 5.2 W/2700 K GU5.3	12	Yes	A+

PRODUCT FEATURES

- LED alternative to conventional lamps
- Dimming changes light color from warm white (2,700 K) to extra warm white (2,000 K)
- Good quality of light; color rendering index R_a: ≥ 80
- Dimmable (with many common dimmers, see also www.ledvance.com/dim)
- Mercury-free lamps

PRODUCT BENEFITS

- Provides an especially warm light when dimmed down
- Directly controllable via standard dimmer, no remote control required
- Can be easily combined with other GLOWdim products in one application
- Very long lifetime of up to 25,000 h
- Low energy consumption
- Easy relamping thanks to compact design

AREAS OF APPLICATION

- Hospitality
- Historical buildings
- Residential interiors
- Marine lighting
- Outdoor applications only in suitable luminaires

PARATHOM PAR16 GLOWdim

LED reflector lamps PAR16 with GLOWdim effect



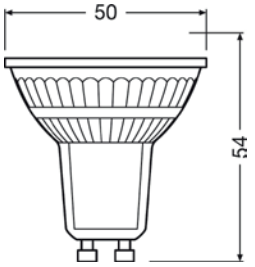

Product name	GTIN (EAN)		W	lm	K	Ra	t[h]	l [mm]	⌀ d [mm]
P AR111 50 36° 4.6 W/2700 K GU10	4058075105379	GU10	4.6	350	2700	≥80	25000	54	50

Product name		
P AR111 50 36° 4.6 W/2700 K GU10	Yes	A+

PRODUCT FEATURES

- LED alternative to conventional lamps
- Dimming changes light color from warm white (2,700 K) to extra warm white (2,000 K)
- Good quality of light; color rendering index R_a: ≥ 80
- Dimmable (with many common dimmers, see also www.ledvance.com/dim)
- Mercury-free lamps

PRODUCT BENEFITS

- Provides an especially warm light when dimmed down
- Directly controllable via standard dimmer, no remote control required
- Can be easily combined with other GLOWdim products in one application
- Very long lifetime of up to 25,000 h
- Low energy consumption
- Easy relamping thanks to compact design

AREAS OF APPLICATION

- Hospitality
- Historical buildings
- Residential interiors
- Marine lighting
- Outdoor applications only in suitable luminaires

PARATHOM CLASSIC A FACILITY
Professional LED Lamps with added function



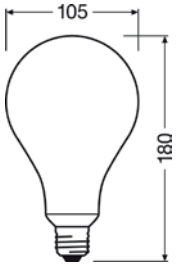

1

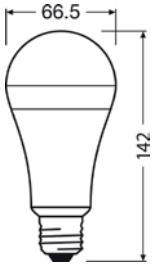

2

Product name	GTIN (EAN)		W	lm	K	Ra	t[h]	l [mm]	⌀ d [mm]
P CLAS A 60 8.5 W/2700 K E27	4058075125865	E27	8.5	806	2700	≥80	25000	142	66
P CLAS A 75 9.5 W/2700 K E27	4058075125889	E27	9.5	1055	2700	≥80	25000	142	66

Product name	V			No.
P CLAS A 60 8.5 W/2700 K E27	220…240	No	A+	2
P CLAS A 75 9.5 W/2700 K E27	220…240	No	A+	1

PRODUCT FEATURES

- Operating time on battery power: up to 2 h
- Battery charging time: 4 h
- Battery technology: lithium-ion
- Battery charges while the lamp is powered by the mains
- Battery integrated and not interchangeable

AREAS OF APPLICATION

- Wherever light is required quickly
- Hotels, restaurants
- Outdoor applications only in suitable luminaires

PRODUCT BENEFITS

- Light also during power outages thanks to backup battery
- Very long lifetime of up to 25,000 h
- Instant 100 % light, no warm-up time
- Variable use at Direct Current, Alternating Current or battery voltage

PARATHOM LINE R7s
Double-ended special LED lamps



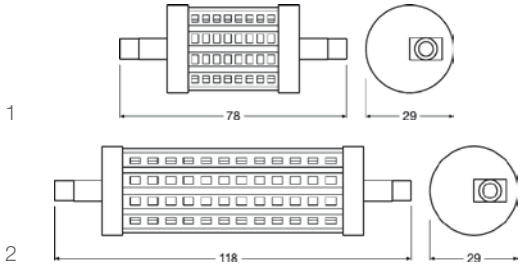

	Product name	GTIN (EAN)		W	lm	K	Ra	t[h]	l [mm]	⌀ d [mm]
NEW	P LINE 78.0 mm 60 7 W/2700 K R7s	4058075812192	R7s	7.0	806	2700	≥80	15000	78	29
NEW	P LINE 78.0 mm 75 8 W/2700 K R7s	4058075812178	R7s	8.0	1055	2700	≥80	15000	78	29
NEW	P LINE 118.0 mm 100 12.5 W/2700 K R7s	4058075812116	R7s	12.5	1521	2700	≥80	15000	118	29
NEW	P LINE 118.0 mm 125 15 W/2700 K R7s	4058075812130	R7s	15.0	2000	2700	≥80	15000	118	29

	Product name			
NEW	P LINE 78.0 mm 60 7 W/2700 K R7s	No	A++	1
NEW	P LINE 78.0 mm 75 8 W/2700 K R7s	No	A++	1
NEW	P LINE 118.0 mm 100 12.5 W/2700 K R7s	No	A++	2
NEW	P LINE 118.0 mm 125 15 W/2700 K R7s	No	A++	2

PRODUCT FEATURES
- LED alternative to conventional R7s lamps

PRODUCT BENEFITS
- Long lifetime of up to 15,000 h
- Low energy consumption
- Four year guarantee
- Good all-around light emission
- Fits into most R7s luminaires thanks to excentric base

AREAS OF APPLICATION
- Hospitality
- Domestic applications
- Outdoor applications only in suitable luminaires

REFERENCES / LINKS
For further products and actual information concerning LED lamps see www.ledvance.com/ledlamps
For Guarantee see www.ledvance.com/guarantee

PARATHOM DIM LINE R7s
Double-ended special LED lamps



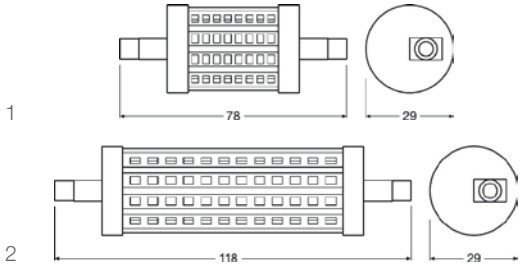

	Product name	GTIN (EAN)		W	lm	K	Ra	t[h]	l [mm]	⌀ d [mm]
NEW	P DIM LINE 78.0 mm 75 8 W/2700 K R7s	4058075811874	R7s	8	1055	2700	≥80	25000	78	29
NEW	P DIM LINE 118.0 mm 125 15 W/2700 K R7s	4058075811850	R7s	15	2000	2700	≥80	25000	118	29

	Product name	V			No.
NEW	P DIM LINE 78.0 mm 75 8 W/2700 K R7s	220…240	Yes	A++	1
NEW	P DIM LINE 118.0 mm 125 15 W/2700 K R7s	220…240	Yes	A++	2

PRODUCT FEATURES

- LED alternative to conventional R7s lamps
- Dimmable (with many common dimmers, see also www.ledvance.com/dim)

PRODUCT BENEFITS

- Five year guarantee
- Low energy consumption
- Good all-around light emission
- Fits into most R7s luminaires thanks to excentric base

AREAS OF APPLICATION

- Hospitality
- Domestic applications
- Outdoor applications only in suitable luminaires

REFERENCES / LINKS

For further products and actual information concerning LED lamps see www.ledvance.com/ledlamps
For Guarantee see www.ledvance.com/guarantee
For dimming conformity see www.ledvance.com/dim

PARATHOM LED PIN G4 12 V

Low-voltage 12 V LED lamps with retrofit pin base G4



1

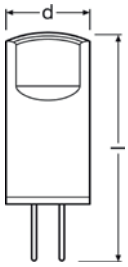

2

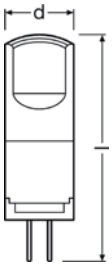

3

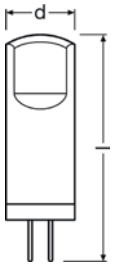

	Product name	GTIN (EAN)	NN.	W	lm	K	Ra	t[h]	l [mm]	⌀ d [mm]
NEW	P PIN 10 0.9 W/2700 K G4	4058075811959	G4	0.9	100	2700	≥80	15000	33	12
NEW	P PIN 20 1.8 W/2700 K G4	4058075811430	G4	1.8	200	2700	≥80	15000	36	13
NEW	P PIN 28 2.4 W/2700 K G4	4058075811492	G4	2.4	300	2700	≥80	15000	44	13

	Product name	V			No.
NEW	P PIN 10 0.9 W/2700 K G4	12	No	A++	1
NEW	P PIN 20 1.8 W/2700 K G4	12	No	A++	3
NEW	P PIN 28 2.4 W/2700 K G4	12	No	A++	2

PRODUCT FEATURES

- LED alternative to conventional low voltage lamps
- Mercury-free lamps

PRODUCT BENEFITS

- Long lifetime of up to 15,000 h
- Low energy consumption
- Ideal for decorative and free-burning applications

AREAS OF APPLICATION

- Atmospheric accent lighting throughout the home
- Shops, hotels and restaurants
- Foyers, offices
- Outdoor applications only in suitable luminaires

REFERENCES / LINKS

For further products and actual information concerning LED lamps see www.ledvance.com/ledlamps
For Guarantee see www.ledvance.com/guarantee

PARATHOM LED PIN G9
Special LED lamps



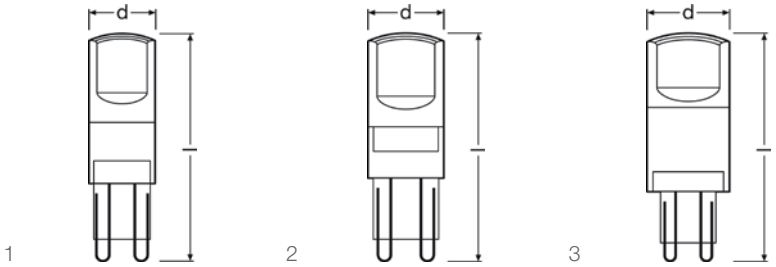

	Product name	GTIN (EAN)	NN.	W	lm	K	Ra	t[h]	l [mm]	⌀ d [mm]
NEW	P PIN 20 1.9 W/2700 K G9	4058075811454	G9	1.9	200	2700	≥80	15000	46	15
NEW	P PIN 30 2.6 W/2700 K G9	4058075811515	G9	2.6	320	2700	≥80	15000	52	15
NEW	P PIN 30 2.6 W/4000 K G9	4058075812697	G9	2.6	320	4000	≥80	15000	52	15
NEW	P PIN 40 3.8 W/2700 K G9 CL	4058075811812	G9	3.8	470	2700	≥80	15000	58	20
NEW	P PIN 40 3.8 W/4000 K G9	4058075812710	G9	3.8	470	4000	≥80	15000	58	20

	Product name			No.
NEW	P PIN 20 1.9 W/2700 K G9	No	A++	2
NEW	P PIN 30 2.6 W/2700 K G9	No	A++	1
NEW	P PIN 30 2.6 W/4000 K G9	No	A++	1
NEW	P PIN 40 3.8 W/2700 K G9 CL	No	A++	3
NEW	P PIN 40 3.8 W/4000 K G9	No	A++	3

PRODUCT FEATURES

- LED alternative to conventional high voltage lamps
- Mercury-free lamps

PRODUCT BENEFITS

- Long lifetime of up to 15,000 h
- Very low energy consumption
- Ideal for decorative and free-burning applications

AREAS OF APPLICATION

- Atmospheric accent lighting throughout the home
- Shops, hotels and restaurants
- Foyers, offices
- Outdoor applications only in suitable luminaires

REFERENCES / LINKS

For further products and actual information concerning LED lamps see www.ledvance.com/ledlamps
For Guarantee see www.ledvance.com/guarantee

PARATHOM LED PIN GY6.35 12 V
Special LED lamps



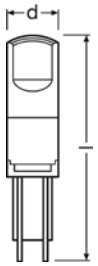

	Product name	GTIN (EAN)		W	lm	K	Ra	t[h]	l [mm]	⌀ d [mm]
NEW	P PIN 28 300° 2.4 W/2700 K GY6.35	4058075812017	GY6.35	2.4	300	2700	≥80	15000	57	13

	Product name	V		
NEW	P PIN 28 300° 2.4 W/2700 K GY6.35	12	No	A++

PRODUCT FEATURES

- LED alternative to low voltage halogen lamps
- Mercury-free lamps

PRODUCT BENEFITS

- Long lifetime of up to 15,000 h
- Low energy consumption
- Ideal for decorative and free-burning applications

AREAS OF APPLICATION

- Atmospheric accent lighting throughout the home
- Shops, hotels and restaurants
- Foyers, offices
- Outdoor applications only in suitable luminaires

REFERENCES / LINKS

For further products and actual information concerning LED lamps see www.ledvance.com/ledlamps
For Guarantee see www.ledvance.com/guarantee

PARATHOM DIM LED PIN G9
Special LED lamps



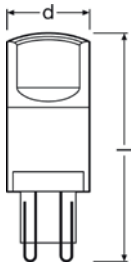

	Product name	GTIN (EAN)		W	lm	K	Ra	t[h]	l [mm]	⌀ d [mm]
NEW	P PIN 32 3.5 W/2700 K G9	4058075811553	G9	3.5	350	2700	≥80	25000	58	20

	Product name	V			
NEW	P PIN 32 3.5 W/2700 K G9	220…240	Yes	A++	

PRODUCT FEATURES

- LED alternative to high voltage halogen lamps
- Dimmable (with many common dimmers, see also www.ledvance.com/dim)
- Mercury-free lamps

PRODUCT BENEFITS

- Very long lifetime of up to 25,000 h
- Very low energy consumption
- Ideal for decorative and free-burning applications

AREAS OF APPLICATION

- Atmospheric accent lighting throughout the home
- Shops, hotels and restaurants
- Foyers, offices
- Outdoor applications only in suitable luminaires

REFERENCES / LINKS

For further products and actual information concerning LED lamps see www.ledvance.com/ledlamps
For Guarantee see www.ledvance.com/guarantee

PARATHOM SPECIAL T26

Special LED lamps for refrigerators



1

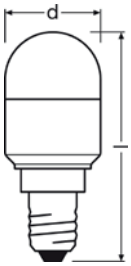

2

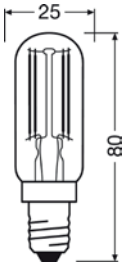

3

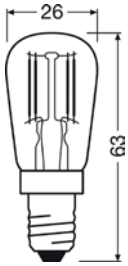

4

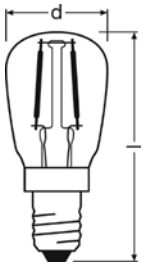

	Product name	GTIN (EAN)		W	lm	K	Ra	t[h]	l [mm]	⌀ d [mm]
NEW	P SPC.T26 12 1.3 W/2700 K E14	4058075042384	E14	1.3	110	2700	≥80	8000	63	26
NEW	P SPC.T26 20 2.3 W/2700 K E14	4052899961289	E14	2.3	200	2700	80	15000	63	25
NEW	P SPC.T26 20 2.3 W/6500 K E14	4052899961302	E14	2.3	200	6500	80	15000	63	25
	P SPC.T26 25 2.8 W/2700 K E14	4058075133471	E14	2.8	250	2700	80	10000	63	26
	P SPC.T26 25 2.8 W/6500 K E14	4058075133426	E14	2.8	250	6500	80	10000	63	26
	P SPC.T26 40 4 W/2700 K E14	4058075133525	E14	4.0	470	2700	80	15000	80	25

	Product name			No.
NEW	P SPC.T26 12 1.3 W/2700 K E14	No	A++	4
NEW	P SPC.T26 20 2.3 W/2700 K E14	No	A++	1
NEW	P SPC.T26 20 2.3 W/6500 K E14	No	A++	1
	P SPC.T26 25 2.8 W/2700 K E14	No	A++	3
	P SPC.T26 25 2.8 W/6500 K E14	No	A++	3
	P SPC.T26 40 4 W/2700 K E14	No	A++	2

PRODUCT FEATURES

- Mercury-free lamps

PRODUCT BENEFITS

- Low energy consumption
- Good all-around light emission
- Extremely small dimensions

AREAS OF APPLICATION

- Small designer luminaires
- Domestic refrigerators
- Sewing machines
- Outdoor applications only in suitable luminaires

REFERENCES / LINKS

For Guarantee see www.ledvance.com/guarantee
For further products and actual information concerning LED lamps see www.ledvance.com/ledlamps

HQL LED
Special LED lamps



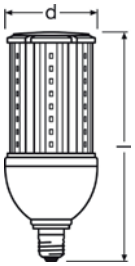

1

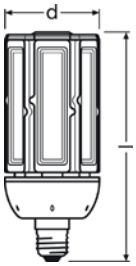

2

	Product name	GTIN (EAN)		W	lm	K	Ra	t[h]	l [mm]	⌀ d [mm]
NEW	HQL LED 2000 lm 18 W/4000 K E27	4052899961555	E27	18	2000	4000	≥80	32000	166	70
NEW	HQL LED 4000 lm 30 W/4000 K E27	4058075037342	E27	30	4000	4000	≥80	50000	175	75

	Product name			No.
NEW	HQL LED 2000 lm 18 W/4000 K E27	No	A+	1
NEW	HQL LED 4000 lm 30 W/4000 K E27	No	A++	2

PRODUCT FEATURES

- LED alternative for applications requiring a high luminous flux
- Power factor: 0.9
- Type of protection: IP65 or IP60 (depending on version)
- High surge protection: up to 4 kV (L-N)
- Suitable for operation with conventional control gear and/or line voltage (depending on version)

PRODUCT BENEFITS

- Saves up to 78 % energy when used as replacement for mercury vapor lamps (HQL)
- Effective thermal management for wide operating temperature range
- Low maintenance costs thanks to long lifetime
- Instant 100 % light, no warm-up time

AREAS OF APPLICATION

- Streets
- Area lighting
- Pedestrian zones
- Parks
- Industry
- Outdoor applications only in suitable luminaires

SAFETY ADVICE

The bulb may be larger and heavier than the replaced bulb. Before installation it must be checked, if the luminaire and especially the holder is capable of carrying the weight of the lamp.
Not suitable for operation with ignitors

OSRAM DULUX D LED EM

LED replacement for conventional compact fluorescent lamps without integrated control gear



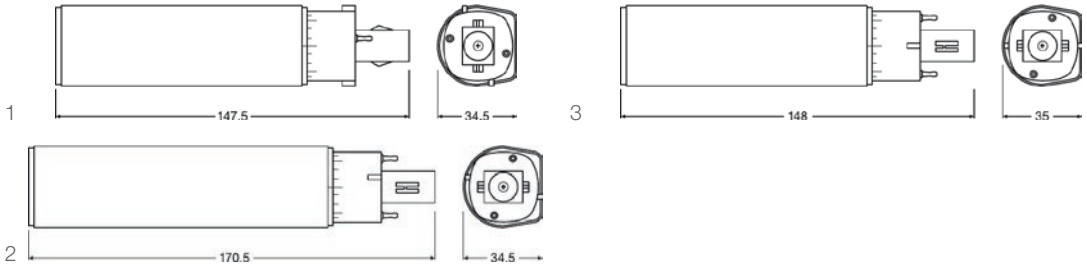

	Product name	GTIN (EAN)		W	lm	K	Ra	t[h]	l [mm]	⌀ d [mm]
NEW	DULUX D LED EM 5 W/3000 K	4058075135086	G24d-1	5	550	3000	≥80	30000	148.0	35.0
NEW	DULUX D LED EM 5 W/4000 K	4058075135109	G24d-1	5	600	4000	≥80	30000	148.0	35.0
NEW	DULUX D LED EM 7 W/3000 K	4058075024915	G24d-2	7	640	3000	>83	30000	147.5	34.5
NEW	DULUX D LED EM 7 W/4000 K	4058075024939	G24d-2	7	700	4000	>83	30000	147.5	34.5
NEW	DULUX D LED EM 10 W/3000 K	4058075024977	G24d-3	10	920	3000	>83	30000	170.5	34.5
NEW	DULUX D LED EM 10 W/4000 K	4058075024991	G24d-3	10	1000	4000	>83	30000	170.5	34.5

	Product name	V			No.
NEW	DULUX D LED EM 5 W/3000 K	220…240	No	A++	3
NEW	DULUX D LED EM 5 W/4000 K	220…240	No	A++	3
NEW	DULUX D LED EM 7 W/3000 K	220…240	No	A+	1
NEW	DULUX D LED EM 7 W/4000 K	220…240	No	A+	1
NEW	DULUX D LED EM 10 W/3000 K	220…240	No	A+	2
NEW	DULUX D LED EM 10 W/4000 K	220…240	No	A+	2

PRODUCT FEATURES

- LED replacement for conventional lamps for use in CCG luminaires
- Type of protection: IP20
- Lifetime: up to 30,000 h
- Single-ended two-pin plug-in G24d base

PRODUCT BENEFITS

- Quick, simple and safe replacement without rewiring
- Low energy consumption
- Easy relamping thanks to compact design

AREAS OF APPLICATION

- General illumination within ambient temperatures from -20…+35 °C
- Supermarkets and department stores
- Walkways and corridors
- Hotels, restaurants

SAFETY ADVICE

Do not use with closed luminaire

OSRAM DULUX S LED EM

LED replacement for conventional compact fluorescent lamps without integrated control gear



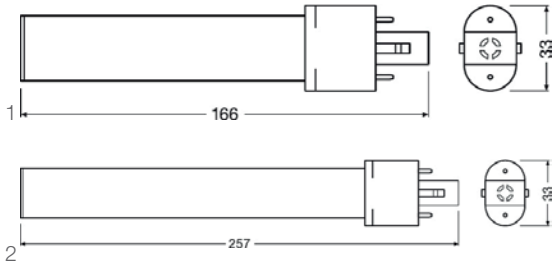

	Product name	GTIN (EAN)		W	lm	K	Ra	t[h]	l [mm]	⌀ d [mm]
NEW	DULUX S LED EM 4.5 W/3000 K	4058075135284	G23	4.5	450	3000	>80	30000	166	33
NEW	DULUX S LED EM 4.5 W/4000 K	4058075135307	G23	4.5	500	4000	>80	30000	166	33
NEW	DULUX S LED EM 6 W/3000 K	4058075135321	G23	6.0	630	3000	>80	30000	237	33
NEW	DULUX S LED EM 6 W/4000 K	4058075135345	G23	6.0	700	4000	>80	30000	237	33

	Product name	V			No.
NEW	DULUX S LED EM 4.5 W/3000 K	220…240	No	A+	1
NEW	DULUX S LED EM 4.5 W/4000 K	220…240	No	A+	1
NEW	DULUX S LED EM 6 W/3000 K	220…240	No	A+	2
NEW	DULUX S LED EM 6 W/4000 K	220…240	No	A++	2

PRODUCT FEATURES

- LED replacement for conventional lamps for use in CCG luminaires
- Type of protection: IP20
- Lifetime: up to 30,000 h
- Single-ended two-pin plug-in G23 base

PRODUCT BENEFITS

- Quick, simple and safe replacement without rewiring
- Low energy consumption
- Easy relamping thanks to compact design

AREAS OF APPLICATION

- General illumination within ambient temperatures from –20…+45 °C
- Supermarkets and department stores
- Walkways and corridors
- Hotels, restaurants

SAFETY ADVICE

Do not use with closed luminaire

LED GX53

Flat LED Lamp with GX53 socket



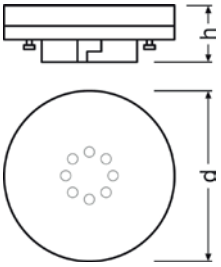

Product name	GTIN (EAN)		W	lm	K	Ra	t[h]	l [mm]	⌀ d [mm]
P GX53 25 100° 3.5 W/2700 K GX53	4058075105591	GX53	3.5	270	2700	≥80	15000	31	75
NEW ST GX53 40 100° 6 W/2700 K GX53	4058075052864	GX53	6.0	470	2700	≥80	15000	31	75
P GX53 40 100° 6 W/2700 K GX53	4058075105577	GX53	6.0	470	2700	≥80	15000	31	75
NEW ST GX53 40 100° 6 W/4000 K GX53	4058075052888	GX53	6.0	470	4000	≥80	15000	31	75
P GX53 40 100° 6 W/4000 K GX53	4058075105553	GX53	6.0	470	4000	≥80	15000	31	75

Product name	V			
P GX53 25 100° 3.5 W/2700 K GX53	220…240	No	A+	
NEW ST GX53 40 100° 6 W/2700 K GX53	220…240	No	A+	
P GX53 40 100° 6 W/2700 K GX53	220…240	No	A+	
NEW ST GX53 40 100° 6 W/4000 K GX53	220…240	No	A+	
P GX53 40 100° 6 W/4000 K GX53	220…240	No	A+	

PRODUCT FEATURES

- 230 V line voltage operation
- High color consistency: ≤ 6 SDCM
- Not dimmable
- Type of protection: IP20
- Very long average lifetime: 15,000 h (15 years at 2.7 h per day)

PRODUCT BENEFITS

- Compact dimensions
- Easy installation
- Excellent luminous efficiency
- Good quality of light
- Low weight and low profile
- Three year guarantee

AREAS OF APPLICATION

- Area lighting
- As a downlight for marking walkways, doors, stairs, etc.
- Background lighting
- Domestic applications
- Entrance lighting
- Exhibitions, department stores
- For indoor use only
- Kitchen lighting

REFERENCES / LINKS

For Guarantee see www.ledvance.com/guarantee

Vintage 1906 LED
LED lamps, vintage edition





1 2 3 4 5 6 7 8 9 10 11 12 13 14 15

	Product name	GTIN (EAN)	V	W	w≙W		lm	t[h]	K	Ra
NEW	RF1906 GLOBE 22 2.5 W/2500 K E27	4058075808980	220…240	2.5	22	A+	225	15000	2500	≥80
NEW	RF1906 CLAS ST 22 2.5 W/2500 K E27	4058075808706	220…240	2.5	22	A++	225	15000	2500	≥80
NEW	1906 LED TUBE 35 CL 4 W/2400 K E27	4058075808188	220…240	4.0	35	A++	400	15000	2400	≥80
NEW	RF1906 CLAS ST 36 CL 4.5 W/2500 K E27	4052899962095	220…240	4.5	36	A+	420	15000	2500	≥80
	Vintage 1906 LED 40 CL 4.5 W/2500 K E27	4058075091955	220…240	4.5	40	A+	420	15000	2500	≥80
NEW	RF1906 GLOBE 36 CL 4.5 W/2500 K E27	4052899962071	220…240	4.5	36	A+	420	15000	2500	≥80
	Vintage 1906 LED 40 4.5 W/2500 K E27	4058075092051	220…240	4.5	40	A+	470	15000	2500	≥80
	Vintage 1906 LED 40 4.5 W/2500 K E27	4058075091979	220…240	4.5	40	A+	470	15000	2500	≥80
	Vintage 1906 LED 40 4.5 W/2500 K E27	4058075092037	220…240	4.5	40	A+	470	15000	2500	≥80
	Vintage 1906 LED 40 4.5 W/2500 K E27	4058075092075	220…240	4.5	40	A+	470	15000	2500	≥80
	Vintage 1906 LED 40 4.5 W/2500 K E27	4058075092099	220…240	4.5	40	A+	470	15000	2500	≥80
	RF1906 CLAS ST 25 5 W/2000 K E27	4058075092112	220…240	5.0	25	A	250	15000	2000	≥80
	RF1906 GLOBE 25 CL 5 W/2000 K E27	4058075092136	220…240	5.0	25	A	250	15000	2000	≥80
	Vintage 1906 LED 28 5 W/2000 K E27	4058075091993	220…240	5.0	28	A	300	15000	2000	≥80
	RF1906 GLOBE 28 5 W/2000 K E27	4058075092013	220…240	5.0	28	A	300	15000	2000	≥80
	RF1906 GLOBE 52 CL 7 W/2700 K E27	4058075091931	220…240	7.0	52	A+	680	15000	2700	≥80
NEW	RF1906 GLOBE 55 7 W/2500 K E27	4058075809406	220…240	7.0	55	A+	725	15000	2500	≥80
NEW	SST GLOBE 55 DIM 7.5 W/2500 K E27	4058075808997	220…240	7.5	55	A+	725	15000	2500	≥80
NEW	RF1906 CLAS ST 55 CL 7.5 W/2500 K E27	4052899972360	220…240	7.5	55	A+	725	15000	2500	≥80

	Product name			[mm]	Ø d [mm]			No.
NEW	RF1906 GLOBE 22 2.5 W/2500 K E27	No	100000	178	125	E27	4	14
NEW	RF1906 CLAS ST 22 2.5 W/2500 K E27	No	100000	140	64	E27	4	1
NEW	1906 LED TUBE 35 CL 4 W/2400 K E27	No	100000	204	29	E27	4	13
NEW	RF1906 CLAS ST 36 CL 4.5 W/2500 K E27	No	100000	140	64	E27	4	1
	Vintage 1906 LED 40 CL 4.5 W/2500 K E27	No	100000	140	110	E27	4	11
NEW	RF1906 GLOBE 36 CL 4.5 W/2500 K E27	No	100000	178	125	E27	4	15
	Vintage 1906 LED 40 4.5 W/2500 K E27	No	100000	122	120	E27	4	6
	Vintage 1906 LED 40 4.5 W/2500 K E27	No	100000	156	75	E27	4	10
	Vintage 1906 LED 40 4.5 W/2500 K E27	No	100000	168	125	E27	4	7
	Vintage 1906 LED 40 4.5 W/2500 K E27	No	100000	165	125	E27	4	5
	Vintage 1906 LED 40 4.5 W/2500 K E27	No	100000	165	125	E27	4	4
	RF1906 CLAS ST 25 5 W/2000 K E27	No	100000	140	64	E27	4	3
	RF1906 GLOBE 25 CL 5 W/2000 K E27	No	100000	178	125	E27	4	2
	Vintage 1906 LED 28 5 W/2000 K E27	No	100000	290	160	E27	4	9
	RF1906 GLOBE 28 5 W/2000 K E27	No	100000	283	200	E27	4	8
	RF1906 GLOBE 52 CL 7 W/2700 K E27	No	100000	178	125	E27	4	12
NEW	RF1906 GLOBE 55 7 W/2500 K E27	No	100000	178	125	E27	4	15
NEW	SST GLOBE 55 DIM 7.5 W/2500 K E27	Yes	100000	178	125	E27	4	15
NEW	RF1906 CLAS ST 55 CL 7.5 W/2500 K E27	Yes	100000	140	64	E27	4	1

Vintage 1906 LED
LED lamps, vintage edition

PRODUCT FEATURES
- LED lamps for line voltage
- Mercury-free lamps
- Lifetime: up to 15,000 h
- Beam angle: up to 360°

PRODUCT BENEFITS
- Very low energy consumption
- Instant 100 % light, no warm-up time
- Can be easily fitted instead of ordinary light bulbs
- Lamps with innovative LED „filament“ technology

AREAS OF APPLICATION
- Domestic applications
- General illumination
- Outdoor applications only in suitable luminaires
- Perfect for decorative installations

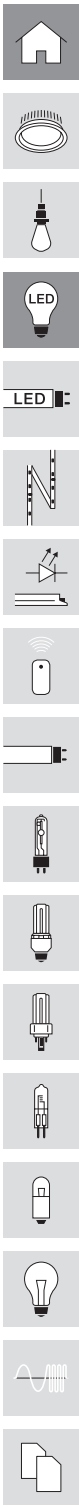

LED STAR+ CLASSIC A
LED lamps, classic bulb shape



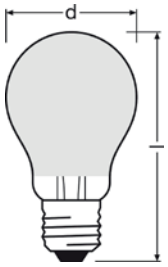

	Product name	GTIN (EAN)		W	lm	K	Ra	t[h]	l [mm]	⌀ d [mm]
NEW	ST CLAS A 60 7.5 W/2700 K E27	4058075813670	E27	7.5	806	2700	≥90	15000	105	60

	Product name	V			
NEW	ST CLAS A 60 7.5 W/2700 K E27	220…240	No	A+	

PRODUCT FEATURES

- LED alternative to conventional lamps
- Compatible with many common conventional and electronic control gears (see also compatibility list)
- Mercury-free lamps
- HD light quality for very good, powerful colors and brilliant contrasts

PRODUCT BENEFITS

- Long lifetime of up to 15,000 h
- Low energy consumption
- Easy relamping thanks to compact design
- Instant 100 % light, no warm-up time
- Clear lamps with innovative LED „filament“ technology
- HD light quality for realistic color rendering effect

AREAS OF APPLICATION

- Perfect for decorative installations
- Domestic applications
- General illumination
- Outdoor applications only in suitable luminaires

LED STAR+ CLASSIC B

LED lamps, classic mini-ball shape



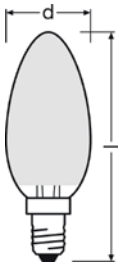

	Product name	GTIN (EAN)		W	lm	K	Ra	t[h]	l [mm]	⌀ d [mm]
NEW	ST CLAS B 40 5 W/2700 K E14	4058075813717	E14	5	470	2700	≥90	15000	97	35

	Product name	V			
NEW	ST CLAS B 40 5 W/2700 K E14	220…240	No	A+	

PRODUCT FEATURES

- LED alternative to conventional lamps
- Compatible with many common conventional and electronic control gears (see also compatibility list)
- Mercury-free lamps
- HD light quality for very good, powerful colors and brilliant contrasts

PRODUCT BENEFITS

- Long lifetime of up to 15,000 h
- Low energy consumption
- Easy relamping thanks to compact design
- Instant 100 % light, no warm-up time
- Clear lamps with innovative LED „filament“ technology
- HD light quality for realistic color rendering effect

AREAS OF APPLICATION

- Perfect for decorative installations
- Domestic applications
- General illumination
- Outdoor applications only in suitable luminaires

LED STAR+ CLASSIC P

LED lamps, classic mini-candle shape



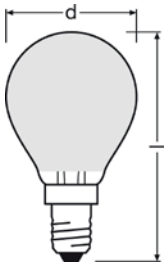

	Product name	GTIN (EAN)		W	lm	K	Ra	t[h]	l [mm]	⌀ d [mm]
NEW	ST CLAS P 40 5 W/2700 K E14	4058075813694	E14	5	470	2700	≥90	15000	78	45

	Product name	V			
NEW	ST CLAS P 40 5 W/2700 K E14	220…240	No	A+	

PRODUCT FEATURES

- LED alternative to conventional lamps
- Compatible with many common conventional and electronic control gears (see also compatibility list)
- Mercury-free lamps
- HD light quality for very good, powerful colors and brilliant contrasts

PRODUCT BENEFITS

- Long lifetime of up to 15,000 h
- Low energy consumption
- Easy relamping thanks to compact design
- Instant 100 % light, no warm-up time
- Clear lamps with innovative LED „filament“ technology
- HD light quality for realistic color rendering effect

AREAS OF APPLICATION

- Perfect for decorative installations
- Domestic applications
- General illumination
- Outdoor applications only in suitable luminaires

LED STAR LINE S19
Special LED lamps with S19 base





Product name	GTIN (EAN)		W	lm	cd	K	Ra	t[h]
ST LINE S19 9 W/2700 K 310.0 mm	4052899955066	S19s	9	806	not relevant	2700	≥80	15000

Product name	l [mm]	⌀ d [mm]	V			
ST LINE S19 9 W/2700 K 310.0 mm	310	38	220…240	No	A+	

PRODUCT FEATURES
- LED alternative to conventional lamps
- Mercury-free lamps

PRODUCT BENEFITS
- Long life
- Low energy consumption
- No UV and near-IR radiation in the light beam
- Three year guarantee

AREAS OF APPLICATION
- Domestic applications
- Outdoor applications only in suitable luminaires

REFERENCES / LINKS
For Guarantee see www.osram-lamps.com/guarantee
For further products and actual information concerning LED lamps see www.osram-lamps.com/led-lamps



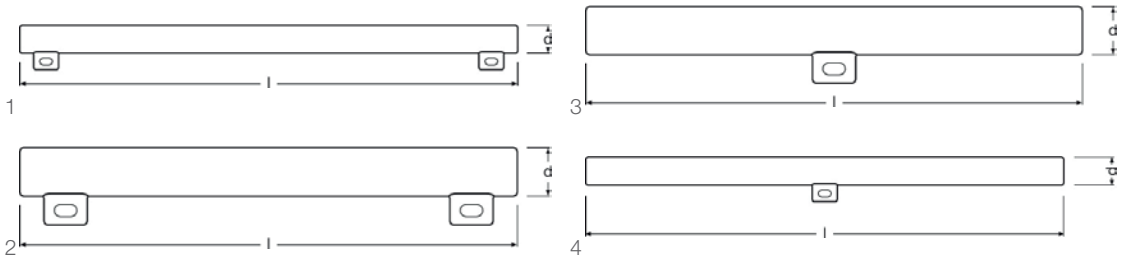

	Product name	GTIN (EAN)		W	lm	K	Ra	t[h]	l [mm]	⌀ d [mm]
NEW	LEDinestra 25 200° 3.5 W/2700 K S14s	4058075817739	S14d	3.5	260	2700	>80	15000	300	29
NEW	LEDinestra 25 200° 3.5 W/2700 K S14d	4058075817753	S14s	3.5	260	2700	>80	15000	300	29
NEW	LEDinestra 40 200° 6 W/2700 K S14s	4058075817777	S14d	6.0	470	2700	>80	15000	500	29
NEW	LEDinestra 40 200° 6 W/2700 K S14d	4058075817791	S14s	6.0	470	2700	>80	15000	500	29

	Product name	V			No.
NEW	LEDinestra 25 200° 3.5 W/2700 K S14s	220…240	No	A+	2
NEW	LEDinestra 25 200° 3.5 W/2700 K S14d	220…240	No	A+	3
NEW	LEDinestra 40 200° 6 W/2700 K S14s	220…240	No	A+	1
NEW	LEDinestra 40 200° 6 W/2700 K S14d	220…240	No	A+	4

PRODUCT FEATURES

- LED alternative to tubular incandescent lamps
- Uniform illumination
- Mercury-free lamps
- Made in Germany

PRODUCT BENEFITS

- Long lifetime of up to 15,000 h
- Low energy consumption
- Good color rendering

AREAS OF APPLICATION

- Ideal for mirror lighting
- Hotels, restaurants
- Domestic applications
- Outdoor applications only in suitable luminaires

REFERENCES / LINKS

For further products and actual information concerning LED lamps see www.ledvance.com/ledlamps
For Guarantee see www.ledvance.com/guarantee


AUSFAHRT
P1
P1

LED TUBES

CONTENT

SubstiTUBE PURE	4.02
SubstiTUBE STAR PC	4.03
SubstiTUBE Value	4.04
SubstiTUBE Advanced	4.05
SubstiTUBE Advanced Ultra Output	4.07
SubstiTUBE Split Control Ultra Output EM	4.09
SubstiTUBE Start	4.10
SubstiTUBE Advanced HF	4.11
SubstiTUBE Advanced UO HF	4.12
SubstiTUBE Advanced UO UN	4.13
SubstiTUBE T5 High Efficiency	4.14
SubstiTUBE T5 High Output	4.15
SubstiTUBE T5 HO AC	4.16
SubstiTUBE T5 HE AC	4.17
SubstiTUBE Connected	4.18
SubstiTUBE Connected Sensor	4.19

SubstiTUBE PURE
Economic LED tubes for electromagnetic control gears





	Product name	GTIN (EAN)	l [mm]	K	Ra	W	lm	t [h]		
NEW	ST8P-EM 7.6 W/4000 K 600 mm EM	4058075024311	602	4000	>80	7.6	700	30000	A+	10
NEW	ST8P-EM 7.6 W/6500 K 600 mm EM	4058075024335	602	6500	>80	7.6	700	30000	A+	10
NEW	ST8P-EM 16.2 W/4000 K 1200 mm EM	4058075024359	1212	4000	>80	16.2	1500	30000	A+	10
NEW	ST8P-EM 16.2 W/6500 K 1200 mm EM	4058075024373	1212	6500	>80	16.2	1500	30000	A+	10
NEW	ST8P-EM 19.1 W/4000 K 1500 mm EM	4058075024397	1513	4000	>80	19.1	1800	30000	A+	10
NEW	ST8P-EM 19.1 W/6500 K 1500 mm EM	4058075024410	1513	6500	>80	19.1	1800	30000	A+	10

PRODUCT FEATURES
- T8 LED tube made of glass with G13 base
- Mercury-free and RoHS compliant
- Luminous efficacy: up to 95 lm/W
- Type of protection: IP20

PRODUCT BENEFITS
- No bending thanks to glass technology
- High color homogeneity
- Energy savings of up to 68 % compared to conventional 1,500 mm T8 fluorescent lamp
- Instant flickerfree starting

AREAS OF APPLICATION
- Corridors, stairways, parking garages
- Cooling and storage rooms
- Warehouses
- Domestic applications
- General illumination within ambient temperatures from –20…+45 °C

EQUIPMENT / ACCESSORIES
- Suitable for operation on magnetic control gear

LEGAL ADVICE
When used to replace a T8 fluorescent lamp the total energy efficiency and light distribution depends on the design of the lighting system.

SAFETY ADVICE
Operation in outdoor applications in suitable damp-proof luminaires possible according to data sheet and installation instruction.

SubstiTUBE STAR PC
Economic LED tubes for electromagnetic control gears



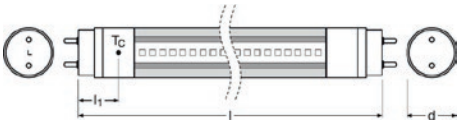

	Product name	GTIN (EAN)	l [mm]	K	Ra	W	lm	t [h]		
NEW	ST8SP-EM 24 W/4000 K 1800 mm EM	4058075069176	1777	4000	>80	24	2600	30000	A+	25
NEW	ST8SP-EM 24 W/6500 K 1800 mm EM	4058075069190	1777	6500	>80	24	2600	30000	A+	25

PRODUCT FEATURES
- T8 LED tube with G13 base
- Mercury-free and RoHS compliant
- Luminous efficacy: up to 105 lm/W
- Type of protection: IP20

PRODUCT BENEFITS
- Extremely break resistant thanks to cover made of polycarbonate
- High color homogeneity
- Energy savings of up to 68 % compared to conventional 1,500 mm T8 fluorescent lamp
- Instant flickerfree starting

AREAS OF APPLICATION
- Corridors, stairways, parking garages
- Cooling and storage rooms
- Warehouses
- Domestic applications
- General illumination within ambient temperatures from –20…+45 °C

EQUIPMENT / ACCESSORIES
- Suitable for operation on magnetic control gear

LEGAL ADVICE
When used to replace a T8 fluorescent lamp the total energy efficiency and light distribution depends on the design of the lighting system.

SAFETY ADVICE
Operation in outdoor applications in suitable damp-proof luminaires possible according to data sheet and installation instruction.

SubstiTUBE Value
Economic LED tubes for electromagnetic control gears





	Product name	GTIN (EAN)	l [mm]	K	Ra	W	lm	t [h]		
NEW	ST8V-EM 16.2 W/3000 K 1200 mm EM	4058075024670	1212	3000	>80	16.2	1530	30000	A+	10
NEW	ST8C-EM 19.1 W/4000 K 1500 mm EM	4058075050129	1513	4000	>80	19.1	2200	30000	A+	10

PRODUCT FEATURES
- LED alternative to classic T8 fluorescent lamps in CCG luminaires
- Uniform illumination
- Mercury-free and RoHS compliant
- Luminous efficacy: up to 105 lm/W
- Tube made of glass

PRODUCT BENEFITS
- No bending thanks to glass technology
- Quick, simple and safe replacement without rewiring
- Energy savings of up to 65 % (compared to T8 fluorescent lamp on CCG)
- Instant-on light, therefore ideally suitable in combination with sensor technology
- Very high resistance to switching loads
- Also suitable for operation at low temperatures

AREAS OF APPLICATION
- General illumination within ambient temperatures from –20…+45 °C
- Corridors, stairways, parking garages
- Cooling and storage rooms
- Domestic applications
- Industry
- Warehouses
- Supermarkets and department stores

EQUIPMENT / ACCESSORIES
- Suitable for operation with low-loss and conventional control gears

LEGAL ADVICE
When used to replace a T8 fluorescent lamp the total energy efficiency and light distribution depends on the design of the lighting system.

SAFETY ADVICE
Not suitable for operation with electronic control gear.
Operation in outdoor applications in suitable damp-proof luminaires possible according to data sheet and installation instruction.

REFERENCES / LINKS
For current information see www.ledvance.com/substitube

SubstiTUBE Advanced

High performance LED tubes for electromagnetic control gears, shatterproof





	Product name	GTIN (EAN)	l [mm]	K	Ra	W	lm	t [h]		
NEW	ST8A-EM 7.3 W/4000 K 600 mm	4058075136410	603	4000	83	7.3	1100	50000	A++	10
NEW	ST8A-EM 7.3 W/6500 K 600 mm	4058075136434	603	6500	83	7.3	1100	50000	A++	10
NEW	ST8A-EM 11.3 W/4000 K 900 mm	4058075136458	908	4000	83	11.3	1700	50000	A++	10
NEW	ST8A-EM 11.3 W/6500 K 900 mm	4058075136472	908	6500	83	11.3	1700	50000	A++	10
NEW	ST8A-EM 14 W/4000 K 1200 mm	4058075136496	1212	4000	83	14.0	2100	50000	A++	10
NEW	ST8A-EM 14 W/6500 K 1200 mm	4058075136519	1212	6500	83	14.0	2100	50000	A++	10
NEW	ST8A-EM 20.6 W/4000 K 1500 mm	4058075136533	1513	4000	83	20.6	3100	50000	A++	10
NEW	ST8A-EM 20.6 W/6500 K 1500 mm	4058075136557	1513	6500	83	20.6	3100	50000	A++	10

PRODUCT FEATURES

- LED alternative to classic T8 fluorescent lamps in CCG luminaires
- Bright, robust and durable
- Uniform illumination
- Single and tandem operation on conventional control gear (0.6 m version)
- Tube made of glass
- Mercury-free and RoHS compliant
- Type of protection: IP20
- Lamp tube made of glass with splinter protection e.g. for food industry applications

PRODUCT BENEFITS

- No bending thanks to glass technology
- Quick, simple and safe replacement without rewiring
- Energy savings of up to 60 % (compared to T8 fluorescent lamp on CCG)
- Instant-on light, therefore ideally suitable in combination with sensor technology
- Very high resistance to switching loads
- Also suitable for operation at low temperatures
- Shatter protection thanks to special PET coating
- Support the implementation of the HACCP concepts from production through to presentation

AREAS OF APPLICATION

- General illumination within ambient temperatures from –20…+50 °C
- Illumination of production areas
- Traffic zones and corridors
- Supermarkets and department stores
- Industry

EQUIPMENT / ACCESSORIES

- Suitable for operation with low-loss and conventional control gears

LEGAL ADVICE

When used to replace a T8 fluorescent lamp the total energy efficiency and light distribution depends on the design of the lighting system.

SAFETY ADVICE

Not suitable for operation with electronic control gear.
Operation in outdoor applications in suitable damp-proof luminaires possible according to data sheet and installation instruction.

REFERENCES / LINKS

For current information see www.ledvance.com/substitube

SubstiTUBE Advanced
High performance LED tubes for electromagnetic control gears



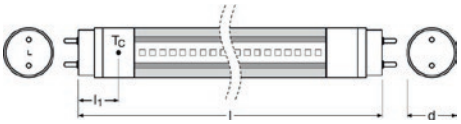

	Product name	GTIN (EAN)	l [mm]	K	Ra	W	lm	t [h]		
NEW	ST8A-EM 7.3 W/4000 K 600 mm	4058075818057	602	4000	>80	7.3	1100	50000	A++	10
NEW	ST8A-EM 7.3 W/6500 K 600 mm	4058075818071	602	6500	>80	7.3	1100	50000	A++	10
NEW	ST8A-EM 11.3 W/4000 K 900 mm	4058075818095	907	4000	>80	11.3	1700	50000	A++	10
NEW	ST8A-EM 14 W/4000 K 1200 mm	4058075818132	1213	4000	>80	14.0	2100	50000	A++	10
NEW	ST8A-EM 20.6 W/4000 K 1500 mm	4058075818170	1513	4000	>80	20.6	3100	50000	A++	10
NEW	ST8A-EM 20.6 W/6500 K 1500 mm	4058075818194	1513	6500	>80	20.6	3100	50000	A++	10

PRODUCT FEATURES

- LED alternative to classic T8 fluorescent lamps in CCG luminaires
- Bright, robust and durable
- Uniform illumination
- Single and tandem operation on conventional control gear (0.6 m version)
- Tube made of glass
- Mercury-free and RoHS compliant
- Type of protection: IP20
- Integrated ECG with high power factor

PRODUCT BENEFITS

- No bending thanks to glass technology
- Quick, simple and safe replacement without rewiring
- Energy savings of up to 60 % (compared to T8 fluorescent lamp on CCG)
- Instant-on light, therefore ideally suitable in combination with sensor technology
- Very high resistance to switching loads
- Also suitable for operation at low temperatures

AREAS OF APPLICATION

- General illumination within ambient temperatures from –20…+50 °C
- Illumination of production areas
- Traffic zones and corridors
- Supermarkets and department stores
- Industry

EQUIPMENT / ACCESSORIES

- Suitable for operation with low-loss and conventional control gears

LEGAL ADVICE

When used to replace a T8 fluorescent lamp the total energy efficiency and light distribution depends on the design of the lighting system.

SAFETY ADVICE

Not suitable for operation with electronic control gear.
Operation in outdoor applications in suitable damp-proof luminaires possible according to data sheet and installation instruction.

REFERENCES / LINKS

For current information see www.ledvance.com/substitube

SubstiTUBE Advanced Ultra Output

High performance LED tubes for electromagnetic control gears, shatterproof



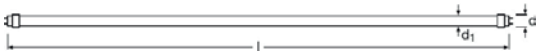

	Product name	GTIN (EAN)	l [mm]	K	Ra	W	lm	t [h]		
NEW	ST8AU-EM 15.1 W/3000 K 1200 mm	4058075136298	1212	3000	83	15.1	2250	60000	A++	10
NEW	ST8AU-EM 15.1 W/4000 K 1200 mm	4058075136311	1212	4000	83	15.1	2500	60000	A++	10
NEW	ST8AU-EM 15.1 W/6500 K 1200 mm	4058075136335	1212	6500	83	15.1	2500	60000	A++	10
NEW	ST8AU-EM 22.4 W/3000 K 1500 mm	4058075136359	1513	3000	83	22.4	3330	60000	A++	10
NEW	ST8AU-EM 22.4 W/4000 K 1500 mm	4058075136373	1513	4000	83	22.4	3700	60000	A++	10
NEW	ST8AU-EM 22.4 W/6500 K 1500 mm	4058075136397	1513	6500	83	22.4	3700	60000	A++	10

PRODUCT FEATURES

- LED alternative to classic T8 fluorescent lamps in CCG luminaires
- For especially uniform illumination
- Lifetime: up to 60,000 h
- Mercury-free and RoHS compliant
- Type of protection: IP20
- Tube made of glass
- Lamp tube made of glass with splinter protection e.g. for food industry applications

PRODUCT BENEFITS

- No bending thanks to glass technology
- Quick, simple and safe replacement without rewiring
- Energy savings of up to 63 % (compared to T8 fluorescent lamp on CCG)
- Instant-on light, therefore ideally suitable in combination with sensor technology
- Very high resistance to switching loads
- Also suitable for operation at low temperatures
- High luminous flux for sophisticated lighting tasks
- Shatter protection thanks to special PET coating
- Support the implementation of the HACCP concepts from production through to presentation

AREAS OF APPLICATION

- General illumination within ambient temperatures from –20…+50 °C
- Illumination of production areas
- Traffic zones and corridors
- Supermarkets and department stores
- Industry

EQUIPMENT / ACCESSORIES

- Suitable for operation with low-loss and conventional control gears

LEGAL ADVICE

When used to replace a T8 fluorescent lamp the total energy efficiency and light distribution depends on the design of the lighting system.

SAFETY ADVICE

Not suitable for operation with electronic control gear.
Operation in outdoor applications in suitable damp-proof luminaires possible according to data sheet and installation instruction.

SubstiTUBE Advanced Ultra Output
LED tubes for electromagnetic control gears



1

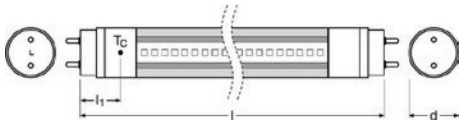

2



	Product name	GTIN (EAN)	l [mm]	K	Ra	W	lm	t [h]		
NEW	ST8AU-EM 15 W/3000 K 1200 mm	4058075818279	1213	3000	>80	15.0	2160	60000	A++	10
NEW	ST8AU-EM 15 W/4000 K 1200 mm	4058075818293	1213	4000	>80	15.0	2400	60000	A++	10
NEW	ST8AU-EM 15 W/6500 K 1200 mm	4058075818316	1213	6500	>80	15.0	2400	60000	A++	10
NEW	ST8AU-EM 22.5 W/3000 K 1500 mm	4058075818330	1513	3000	>80	22.5	3240	60000	A++	10
NEW	ST8AU-EM 22.5 W/4000 K 1500 mm	4058075818354	1513	4000	>80	22.5	3600	60000	A++	10
NEW	ST8AU-EM 22.5 W/6500 K 1500 mm	4058075818378	1513	6500	>80	22.5	3600	60000	A++	10

	Product name	No.
NEW	ST8AU-EM 15 W/3000 K 1200 mm	1
NEW	ST8AU-EM 15 W/4000 K 1200 mm	2
NEW	ST8AU-EM 15 W/6500 K 1200 mm	1
NEW	ST8AU-EM 22.5 W/3000 K 1500 mm	1
NEW	ST8AU-EM 22.5 W/4000 K 1500 mm	2
NEW	ST8AU-EM 22.5 W/6500 K 1500 mm	1

PRODUCT FEATURES

- LED alternative to classic T8 fluorescent lamps in CCG luminaires
- Rotatable end caps
- For especially uniform illumination
- Lifetime: up to 60,000 h
- Mercury-free and RoHS compliant
- Type of protection: IP20
- Tube made of glass

PRODUCT BENEFITS

- No bending thanks to glass technology
- Quick, simple and safe replacement without rewiring
- Energy savings of up to 63 % (compared to T8 fluorescent lamp on CCG)
- Instant-on light, therefore ideally suitable in combination with sensor technology
- Very high resistance to switching loads
- Also suitable for operation at low temperatures
- High luminous flux for sophisticated lighting tasks

AREAS OF APPLICATION

- General illumination within ambient temperatures from –20…+50 °C
- Illumination of production areas
- Traffic zones and corridors
- Supermarkets and department stores

EQUIPMENT / ACCESSORIES

- Suitable for operation with low-loss and conventional control gears

LEGAL ADVICE

When used to replace a T8 fluorescent lamp the total energy efficiency and light distribution depends on the design of the lighting system.

SAFETY ADVICE

Not suitable for operation with electronic control gear.
Operation in outdoor applications in suitable damp-proof luminaires possible according to data sheet and installation instruction.

SubstiTUBE Split Control Ultra Output EM

LED tubes for electromagnetic control gears



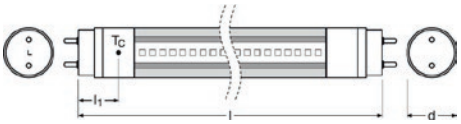

	Product name	GTIN (EAN)	[mm]	K	Ra	W	lm	t[h]		
NEW	ST8AU-EM 15 W/4000 K 1200 mm	4058075048133	1213	4000	>80	15.0	2400	60000	A++	10
NEW	ST8AU-EM 22.5 W/4000 K 1500 mm	4058075048157	1513	4000	>80	22.5	3600	60000	A++	10

PRODUCT FEATURES

- Lamp tube made of glass with splinter protection (according to IEC 61549 AMD 2:2010 -810-1 4.4.1)
- LED alternative to classic T8 fluorescent lamps in CCG luminaires
- Rotatable end caps
- For especially uniform illumination
- Lifetime: up to 60,000 h
- Mercury-free and RoHS compliant
- Type of protection: IP20

PRODUCT BENEFITS

- No bending thanks to glass technology
- Quick, simple and safe replacement without rewiring
- Energy savings of up to 63 % (compared to T8 fluorescent lamp on CCG)
- Instant-on light, therefore ideally suitable in combination with sensor technology
- Very high resistance to switching loads
- Also suitable for operation at low temperatures
- Support the implementation of the HACCP concepts from production through to presentation
- High luminous flux for sophisticated lighting tasks
- Helps to prevent contamination in sensitive production areas (e.g. in the food industry)
- Shatter protection thanks to special PET coating

AREAS OF APPLICATION

- General illumination within ambient temperatures from –20…+50 °C
- Illumination of production areas
- Traffic zones and corridors
- Supermarkets and department stores

EQUIPMENT / ACCESSORIES

- Suitable for operation with low-loss and conventional control gears

LEGAL ADVICE

When used to replace a T8 fluorescent lamp the total energy efficiency and light distribution depends on the design of the lighting system.

SAFETY ADVICE

Not suitable for operation with electronic control gear.
Operation in outdoor applications in suitable damp-proof luminaires possible according to data sheet and installation instruction.

SubstiTUBE Start
Starter for SubstiTUBE EM (CCG)



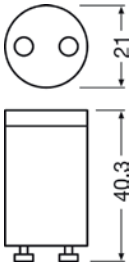

Product name	GTIN (EAN)	
NEW SUBSTITUBE LED	4058075013674	20

PRODUCT FEATURES
- Substitute starter for the replacement of a fluorescent lamp with a LED tube
- Suitable for operation with low loss or conventional control gear or line voltage
- Integrated electrical fuse

PRODUCT BENEFITS
- Extremely break resistant thanks to cover made of polycarbonate
- Mercury-free and RoHS compliant

AREAS OF APPLICATION
- Not suitable for operation with electronic control gears

SubstiTUBE Advanced HF

High performance LED tubes for electronic high frequency control gears



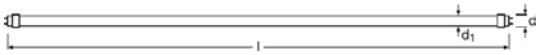

	Product name	GTIN (EAN)	l [mm]	K	Ra	W	lm	t [h]		
NEW	ST8A-HF 7.5 W/3000 K 600 mm	4058075819818	603	3000	≥80	7.5	1000	50000	A++	10
NEW	ST8A-HF 7.5 W/4000 K 600 mm	4058075818972	603	4000	≥80	7.5	1100	50000	A++	10
NEW	ST8A-HF 7.5 W/6500 K 600 mm	4058075818996	603	6500	≥80	7.5	1100	50000	A++	10
NEW	ST8A-HF 14 W/3000 K 1200 mm	4058075819832	1213	3000	≥80	14.0	1900	50000	A++	10
NEW	ST8A-HF 14 W/4000 K 1200 mm	4058075819016	1213	4000	≥80	14.0	2100	50000	A++	10
NEW	ST8A-HF 14 W/6500 K 1200 mm	4058075819030	1213	6500	≥80	14.0	2100	50000	A++	10
NEW	ST8A-HF 20.5 W/3000 K 1500 mm	4058075819856	1513	3000	≥80	20.5	2800	50000	A++	10
NEW	ST8A-HF 20.5 W/4000 K 1500 mm	4058075819054	1513	4000	≥80	20.5	3100	50000	A++	10
NEW	ST8A-HF 20.5 W/6500 K 1500 mm	4058075819078	1513	6500	≥80	20.5	3100	50000	A++	10

PRODUCT FEATURES

- T8 LED tube made of glass with G13 base
- Mercury-free and RoHS compliant
- Type of protection: IP20
- Lifetime: up to 50,000 h

PRODUCT BENEFITS

- Quick, simple and safe replacement without rewiring
- Also suitable for operation at low temperatures
- No bending thanks to glass technology

AREAS OF APPLICATION

- General illumination within ambient temperatures from –20…+50 °C
- Supermarkets and department stores
- Industry
- Offices, public buildings

SAFETY ADVICE

Operation in outdoor applications in suitable damp-proof luminaires possible according to data sheet and installation instruction.
Not suitable for operation with low-loss and conventional control gears

REFERENCES / LINKS

For current information see www.ledvance.com/substitube

SubstiTUBE Advanced UO HF

LED tubes for electronic high frequency control gears





	Product name	GTIN (EAN)	l [mm]	K	Ra	W	lm	t [h]		
NEW	ST8AU-HF 15.5 W/4000 K 1200 mm	4058075818897	1213	4000	>80	15.5	2400	60000	A++	10
NEW	ST8AU-HF 15.5 W/6500 K 1200 mm	4058075818910	1213	6500	>80	15.5	2400	60000	A++	10
NEW	ST8AU-HF 23 W/4000 K 1500 mm	4058075818934	1513	4000	>80	23.0	3600	60000	A++	10
NEW	ST8AU-HF 23 W/6500 K 1500 mm	4058075818958	1513	6500	>80	23.0	3600	60000	A++	10

PRODUCT FEATURES

- T8 LED tube made of glass with G13 base
- Mercury-free and RoHS compliant
- Type of protection: IP20
- Lifetime: up to 60,000 h

PRODUCT BENEFITS

- Quick, simple and safe replacement without rewiring
- Also suitable for operation at low temperatures
- Excellent luminous flux
- No bending thanks to glass technology

AREAS OF APPLICATION

- General illumination within ambient temperatures from –20…+50 °C
- Supermarkets and department stores
- Industry
- Offices, public buildings

SAFETY ADVICE

Operation in outdoor applications in suitable damp-proof luminaires possible according to data sheet and installation instruction.
Not suitable for operation with low-loss and conventional control gears

REFERENCES / LINKS

For current information see www.ledvance.com/substitube

SubstiTUBE Advanced UO UN

LED tubes for electronic and electromagnetic control gears



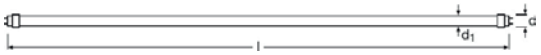

	Product name	GTIN (EAN)	l [mm]	K	Ra	W	lm	t [h]		
NEW	ST8A-UN 7.5 W/3000 K 600 mm	4058075819757	603	3000	>80	7.5	1000	60000	A++	8
NEW	ST8A-UN 7.5 W/4000 K 600 mm	4058075818774	603	4000	>80	7.5	1100	60000	A++	8
NEW	ST8A-UN 7.5 W/6500 K 600 mm	4058075818798	603	6500	>80	7.5	1100	60000	A++	8
NEW	ST8A-UN 16 W/3000 K 1200 mm	4058075819771	1213	3000	>80	16.0	2200	60000	A++	8
NEW	ST8A-UN 16 W/4000 K 1200 mm	4058075818811	1213	4000	>80	16.0	2400	60000	A++	8
NEW	ST8A-UN 16 W/6500 K 1200 mm	4058075818835	1213	6500	>80	16.0	2400	60000	A++	8
NEW	ST8A-UN 24 W/3000 K 1500 mm	4058075819795	1513	3000	>80	24.0	3300	60000	A++	8
NEW	ST8A-UN 24 W/4000 K 1500 mm	4058075818859	1513	4000	>80	24.0	3600	60000	A++	8
NEW	ST8A-UN 24 W/6500 K 1500 mm	4058075818873	1513	6500	>80	24.0	3600	60000	A++	8

PRODUCT FEATURES

- T8 LED tube made of glass with G13 base
- Mercury-free and RoHS compliant
- Type of protection: IP20
- Lifetime: up to 60,000 h
- Compatible with conventional and many common electronic control gears (see also compatibility list) and line voltage

PRODUCT BENEFITS

- Also suitable for operation at low temperatures
- Excellent luminous flux
- Easy installation

AREAS OF APPLICATION

- General illumination within ambient temperatures from –20…+50 °C
- Supermarkets and department stores
- Industry
- Offices, public buildings

LEGAL ADVICE

When used to replace a T8 fluorescent lamp the total energy efficiency and light distribution depends on the design of the lighting system.

SAFETY ADVICE

Operation in outdoor applications in suitable damp-proof luminaires possible according to data sheet and installation instruction.

REFERENCES / LINKS

For current information see www.ledvance.com/substitube

SubstiTUBE T5 High Efficiency
LED tubes for electronic high frequency control gears





	Product name	GTIN (EAN)	l [mm]	K	Ra	W	lm	t [h]		
NEW	ST5HE28-HF 16 W/3000 K 1149 mm HF	4058075819931	1149	3000	≥80	16.0	2200	60000	A++	10
NEW	ST5HE28-HF 16 W/4000 K 1149 mm HF	4058075819214	1149	4000	≥80	16.0	2400	60000	A++	10
NEW	ST5HE28-HF 16 W/6500 K 1149 mm HF	4058075819238	1149	6500	≥80	16.0	2400	60000	A++	10
NEW	ST5HE35-HF 18.5 W/3000 K 1449 mm HF	4058075819955	1449	3000	≥80	18.5	2600	60000	A++	10
NEW	ST5HE35-HF 18.5 W/4000 K 1449 mm HF	4058075819252	1449	4000	≥80	18.5	2800	60000	A++	10
NEW	ST5HE35-HF 18.5 W/6500 K 1449 mm HF	4058075819276	1449	6500	≥80	18.5	2800	60000	A++	10

PRODUCT FEATURES
- Compatible with many common electronic control gears (see also compatibility list)
- Lifetime: up to 60,000 h
- Mercury-free and RoHS compliant
- Type of protection: IP20
- Very high color consistency: ≤ 4 SDCM

PRODUCT BENEFITS
- Quick, simple and safe replacement without rewiring
- Also suitable for operation at low temperatures
- No bending thanks to glass technology

AREAS OF APPLICATION
- Illumination of production areas
- Supermarkets and department stores
- Public buildings, reception areas, offices, corridors, etc.

EQUIPMENT / ACCESSORIES
- Suitable for operation on electronic control gear

LEGAL ADVICE
When used to replace a T5 fluorescent lamp, the total energy efficiency and light distribution depends on the design of the lighting system.

SAFETY ADVICE
Operation in outdoor applications in suitable damp-proof luminaires possible according to data sheet and installation instruction.
Not suitable for operation with low-loss and conventional control gears

REFERENCES / LINKS
For current information see www.ledvance.com/substitube

SubstiTUBE T5 High Output

LED tubes for electronic high frequency control gears





	Product name	GTIN (EAN)	l [mm]	K	Ra	W	lm	t [h]		
NEW	ST5H049-HF 26 W/3000 K 1449 mm HF	4058075819917	1449	3000	≥80	26	3700	60000	A++	10
NEW	ST5H049-HF 26 W/4000 K 1449 mm HF	4058075819177	1449	4000	≥80	26	3950	60000	A++	10
NEW	ST5H049-HF 26 W/6500 K 1449 mm HF	4058075819191	1449	6500	≥80	26	3950	60000	A++	10
NEW	ST5H054-HF 27 W/3000 K 1149 mm HF	4058075819870	1149	3000	≥80	27	3800	60000	A++	10
NEW	ST5H054-HF 27 W/4000 K 1149 mm HF	4058075819092	1149	4000	≥80	27	4100	60000	A++	10
NEW	ST5H054-HF 27 W/6500 K 1149 mm HF	4058075819115	1149	6500	≥80	27	4100	60000	A++	10
NEW	ST5H080-HF 37 W/3000 K 1449 mm HF	4058075819894	1449	3000	≥80	37	5200	60000	A++	10
NEW	ST5H080-HF 37 W/4000 K 1449 mm HF	4058075819139	1449	4000	≥80	37	5600	60000	A++	10
NEW	ST5H080-HF 37 W/6500 K 1449 mm HF	4058075819153	1449	6500	≥80	37	5600	60000	A++	10

PRODUCT FEATURES

- Compatible with many common electronic control gears (see also compatibility list)
- Lifetime: up to 60,000 h
- Mercury-free and RoHS compliant
- Type of protection: IP20
- Very high color consistency: ≤ 4 SDCM

PRODUCT BENEFITS

- Quick, simple and safe replacement without rewiring
- Also suitable for operation at low temperatures
- No bending thanks to glass technology

AREAS OF APPLICATION

- Illumination of production areas
- Supermarkets and department stores
- Public buildings, reception areas, offices, corridors, etc.

EQUIPMENT / ACCESSORIES

- Suitable for operation on electronic control gear

LEGAL ADVICE

When used to replace a T5 fluorescent lamp, the total energy efficiency and light distribution depends on the design of the lighting system.

SAFETY ADVICE

Operation in outdoor applications in suitable damp-proof luminaires possible according to data sheet and installation instruction.
Not suitable for operation with low-loss and conventional control gears

REFERENCES / LINKS

For current information see www.ledvance.com/substitube

SubstiTUBE T5 HO AC

LED tubes for operation with alternating current at 230 V line voltage





	Product name	GTIN (EAN)	l [mm]	K	Ra	W	lm	t [h]		
NEW	ST5HO49-AC 26 W/4000 K 1449 mm	4058075060456	1449	4000	≥80	26	3950	50000	A++	10
NEW	ST5HO49-AC 26 W/6500 K 1449 mm	4058075060470	1449	6500	≥80	26	3950	50000	A++	10
NEW	ST5HO54-AC 27 W/4000 K 1149 mm	4058075060258	1149	4000	≥80	27	4100	50000	A++	10
NEW	ST5HO54-AC 27 W/6500 K 1149 mm	4058075060272	1149	6500	≥80	27	4100	50000	A++	10

PRODUCT FEATURES

- Lifetime: up to 50,000 h
- Mercury-free and RoHS compliant
- Very high color consistency: ≤ 4 SDCM
- Type of protection: IP20
- Professional LED lamps for line voltage

PRODUCT BENEFITS

- No bending thanks to glass technology
- Also suitable for operation at low temperatures
- Quick, simple and safe replacement

AREAS OF APPLICATION

- Supermarkets and department stores
- Industry
- Public buildings, reception areas, offices, corridors, etc.
- General illumination within ambient temperatures from –20…+50 °C

SAFETY ADVICE

Not suitable for operation with low-loss and conventional control gears
Not suitable for operation with electronic control gear.
Operation in outdoor applications in suitable damp-proof luminaires possible according to data sheet and installation instruction.

REFERENCES / LINKS

For current information see www.ledvance.com/substitube

SubstiTUBE T5 HE AC

LED tubes for operation with alternating current at 230 V line voltage





	Product name	GTIN (EAN)	l [mm]	K	Ra	W	lm	t [h]		
NEW	ST5HE28-AC 16 W/4000 K 1149 mm	4058075060517	1149	4000	≥80	16.0	2400	50000	A++	10
NEW	ST5HE28-AC 16 W/6500 K 1149 mm	4058075060531	1149	6500	≥80	16.0	2400	50000	A++	10
NEW	ST5HE35-AC 18.5 W/4000 K 1449 mm	4058075060579	1449	4000	≥80	18.5	2800	50000	A++	10
NEW	ST5HE35-AC 18.5 W/6500 K 1449 mm	4058075060593	1449	6500	≥80	18.5	2800	50000	A++	10

PRODUCT FEATURES

- Lifetime: up to 50,000 h
- Mercury-free and RoHS compliant
- Very high color consistency: ≤ 4 SDCM
- Type of protection: IP20
- Professional LED lamps for line voltage

PRODUCT BENEFITS

- No bending thanks to glass technology
- Also suitable for operation at low temperatures
- Quick, simple and safe replacement

AREAS OF APPLICATION

- Supermarkets and department stores
- Industry
- Public buildings, reception areas, offices, corridors, etc.
- General illumination within ambient temperatures from –20…+50 °C

SAFETY ADVICE

Not suitable for operation with low-loss and conventional control gears
Not suitable for operation with electronic control gear.
Operation in outdoor applications in suitable damp-proof luminaires possible according to data sheet and installation instruction.

REFERENCES / LINKS

For current information see www.ledvance.com/substitube

SubstiTUBE Connected
LED tubes for electromagnetic control gears



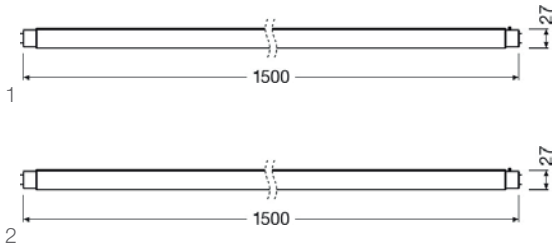

	Product name	GTIN (EAN)	[mm]	K	Ra	W	lm	t[h]		
NEW	ST8AU-CON 16 W/4000 K 1200 mm	4052899970557	1213	4000	>80	16	2400	50000	A++	25
NEW	ST8AU-CON 16 W/6500 K 1200 mm	4052899970564	1213	6500	>80	16	2400	50000	A++	25
NEW	ST8AU-CON 24 W/4000 K 1500 mm	4052899970571	1513	4000	>80	24	3600	50000	A++	25
NEW	ST8AU-CON 24 W/6500 K 1500 mm	4052899970588	1513	6500	>80	24	3600	50000	A++	25

	Product name	No.
NEW	ST8AU-CON 16 W/4000 K 1200 mm	2
NEW	ST8AU-CON 16 W/6500 K 1200 mm	2
NEW	ST8AU-CON 24 W/4000 K 1500 mm	1
NEW	ST8AU-CON 24 W/6500 K 1500 mm	1

PRODUCT FEATURES
- LED alternative to classic T8 fluorescent lamps in CCG luminaires
- Lifetime: up to 50,000 h
- Mercury-free and RoHS compliant
- Type of protection: IP20
- 230 V line voltage operation
- Connected tube can be only operated with Connected sensor
- For especially uniform illumination

PRODUCT BENEFITS
- Energy savings of up to 90 % compared to conventional fluorescent lamp
- Quick, simple and safe replacement of fluorescent lamps without rewiring the CCG
- Very high resistance to switching loads
- Also suitable for operation at low temperatures
- Extremely break resistant thanks to cover made of polycarbonate
- High luminous flux for sophisticated lighting tasks
- No laptop, tablet or smartphone needed to setup the system parameter
- Excellent performance: up to 3600 lm at 150 lm/W

AREAS OF APPLICATION
- General illumination within ambient temperatures from –20…+50 °C
- Illumination of production areas
- Corridors, stairways, parking garages
- Supermarkets and department stores
- Warehouses

SAFETY ADVICE
Not suitable for operation with electronic control gear.

SubstiTUBE Connected Sensor
Stand-alone sensors



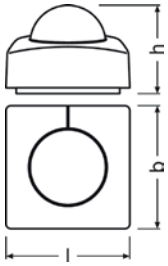

	Product name	GTIN (EAN)	
NEW	Connected Sensor ST8 CR	4058075801448	27
NEW	Connected Sensor ST8 RT	4058075801462	27
NEW	Connected Sensor ST8 HB	4058075801486	27

PRODUCT FEATURES

- Lifetime: up to 50,000 h
- One Connected sensor can operate up to 50 SubstiTUBE Connected tubes
- Type of protection: IP54
- Provides modes for 100 % and 20 % light output
- Automatic switch-off function
- Passive distributor
- Available: Connected Sensor ST8 CR, Connected Sensor ST8 RT, Connected Sensor ST8 HB

PRODUCT BENEFITS

- Compact housing for mounting in tight spaces
- Very low power loss thanks to high efficacy

AREAS OF APPLICATION

- Passive infra red sensor for ambient temperatures between -20 and +50 °C
- Parking lots, warehouses, production areas, stairways



LIGHT ENGINES AND LED MODULES

CONTENT

PrevaLED Core AC G2	5.04
PrevaLED Core G7 L15 H1	5.05
PrevaLED Core Z6	5.07
PrevaLED Cube AC DALI	5.09
PrevaLED Cube AC G3	5.10
PrevaLED COIN 50 DC COB G1	5.11
PrevaLED COIN 111 AC G1	5.12
PrevaLED COIN 111 DC COB G1	5.13
PrevaLED COIN 50 G2	5.15
PrevaLED COIN 111 G2	5.17
LINEARlight FLEX Tunable White	5.19
LINEARlight FLEX POWER 4000	5.20
LINEARlight FLEX POWER 3000	5.22
LINEARlight FLEX POWER 2000	5.23
LINEARlight FLEX POWER 1200	5.24
LINEARlight FLEX ShortPitch	5.26
LINEARlight FLEX ADVANCED	5.28
LINEARlight FLEX ECO	5.30
LINEARlight Colormix Flex	5.32
LINEARlight FLEX Protect POWER 3000	5.34
LINEARlight FLEX Protect POWER 2000	5.36
LINEARlight FLEX Protect POWER 1200	5.38
LINEARlight FLEX Protect POWER 800	5.40
LINEARlight FLEX Protect ShortPitch	5.41
LINEARlight FLEX Protect ADVANCED	5.42
LINEARlight FLEX Protect ECO	5.44
LINEARlight Colormix Flex Protect	5.46
LINEARlight FLEX DIFFUSE Side White	5.47
LINEARlight FLEX DIFFUSE Top White	5.48
LINEARlight FLEX DIFFUSE Side Monochrome	5.49
LINEARlight FLEX DIFFUSE Top Monochrome	5.50
VALUE Flex 2400S	5.51
VALUE Flex 2000	5.52
VALUE Flex 1500	5.53
VALUE Flex 1200S	5.54
VALUE Flex 1000	5.55
VALUE Flex 800S	5.56
VALUE Flex 600	5.57
VALUE Flex 300	5.58
VALUE Flex Protect 2400S	5.60
VALUE Flex Protect 2000	5.61
VALUE Flex Protect 1500	5.62
VALUE Flex Protect 1200S	5.63
VALUE Flex Protect 1000	5.64
VALUE Flex Protect 800S	5.65
VALUE Flex Protect 600	5.66
VALUE Flex Protect 300	5.67

LIGHT ENGINES AND LED MODULES

CONTENT

VALUE Flex Protect 300	5.68
LINEARlight ADVANCED	5.69
LINEARlight ADVANCED Overall Module	5.70
PrevaLED Linear G4	5.71
PrevaLED Linear Slim 3	5.73
PrevaLED Flex Linear	5.74
BASIC Linear	5.75
BASIC Linear G2	5.77
BoxLED M Plus G3	5.79
BoxLED XS Plus G3	5.80
BoxLED XS Plus G15	5.81
BoxLED ECO M Plus G3	5.82
BoxLED L Plus G15	5.83
BoxLED Side Plus	5.84
BoxLED Indoor L Plus	5.85
BackLED S Plus G15	5.86
BackLED M Plus G15	5.87
BackLED L Plus G15	5.88
BackLED XL Plus G15	5.89
BackLED DS Plus G15	5.90
BackLED TW Plus G2	5.91
BackLED RGBW Plus G2	5.92
BackLED S Plus G3	5.93
BackLED M Plus HO G1	5.94
LINEARlight Colormix Flex	5.95
LINEARlight FLEX Protect	5.96
LINEARlight FLEX	5.97
PrevaLED Cube AC	5.99
LINEARlight FLEX Tunable White	5.100
LINEARlight FLEX DIFFUSE	5.101
WIDE TRACK System	5.103
SLIM TRACK System	5.104
EDGE LIGHTING TRACK System	5.105
HANDRAIL TRACK System	5.106
LINEARlight FLEX Protect ShortPitch	5.107
LINEARlight Colormix Flex Protect	5.108
LINEARlight Colormix Flex	5.109
VALUE Flex	5.110
PrevaLED Linear 33 mm LED modules	5.111
Mounting profiles	5.112
BackLED DS Plus G15	5.114
PrevaLED® Core G7 driver matching overview	5.116
PrevaLED® COIN COB driver matching overview	5.117
Accessories for flexible LED strips – Summary of portfolio	5.118

LIGHT ENGINES AND LED MODULES

CONTENT

LED modules for light advertising and backlighting – Summary of portfolio	5.125
Mounting profiles	5.126
Control systems for Flex and signage modules	5.127
Flex and Signage: constant-voltage compatibility	5.130
Driver compatibility list – Constant voltage	5.131



OSRAM

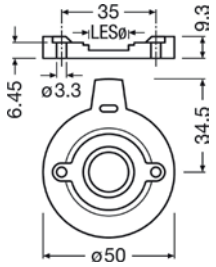

1

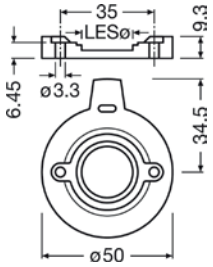

2

	Product name	GTIN (EAN)	W	V	lm	lm/W	K	λ	Ra	
NEW	PL-CORE AC-800-830	4052899952768	8.6	230	800	93	3000	0.99	83	≤3 sdcm
NEW	PL-CORE AC-800-827	4052899952751	8.9	230	800	90	2700	0.99	83	≤3 sdcm
NEW	PL-CORE AC-2000-840	4052899952782	18.4	230	2000	109	4000	0.99	83	≤3 sdcm
NEW	PL-CORE AC-2000-830	4052899952775	19.6	230	2000	102	3000	0.99	83	≤3 sdcm

	Product name	LES Ø	Tc	t[h]			No.
NEW	PL-CORE AC-800-830	14	80	50000	A+	50	1
NEW	PL-CORE AC-800-827	14	80	50000	A+	50	1
NEW	PL-CORE AC-2000-840	19	80	50000	A+	50	2
NEW	PL-CORE AC-2000-830	19	80	50000	A+	50	2

PRODUCT FEATURES

- LED light engine with integrated driver
- Light emitting surface, diameter, mounting holes positioning according to Zhaga Book 3
- Poke-in wire connection (no special connector required)
- Available with luminous flux: 800 lm, 2,000 lm
- System efficacy: up to 94 lm/W
- Color temperature: 2,700 K, 3,000 K or 4,000 K
- Color rendering index R_a: typ. 83
- Maximum housing temperature: 80 °C at t_c point
- Initial color consistency:
- Power factor: > 0.95

PRODUCT BENEFITS

- Connect directly to 220…240 V AC mains voltage for class 1 luminaires
- No external driver required
- Easy efficiency upgrade from generation 1 modules due to unchanged form factor
- Enables very high degree of freedom in luminaire design
- Allows very compact luminaire designs
- Less complexity in logistics as no external driver or special cables are required
- Enhanced safety thanks to protective cover glass and reversible thermal shutdown
- Easy to integrate due to compatibility with Zhaga book 3 heatsinks and reflectors
- Chip-On-Board technology with great homogeneity, no diffuser required
- 5 year guarantee

AREAS OF APPLICATION

- Spotlighting in shops
- Down- and wall lighting in offices, corridors, meeting rooms, workplaces
- Decorative and functional lighting in the hospitality industry
- Accent lighting

REFERENCES / LINKS

For more information on the multi-level guarantee and the terms and conditions of the guarantee visit www.ledvance.com/system-guarantee

OSRAM



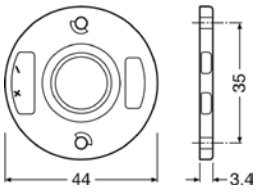

Product name	GTIN (EAN)	W	V	A	lm	lm/W	K	Ra	
PL-CORE-G7 2000-840 L15 H1	4052899534360	11.9	34.1	0.349	2000	168	4000	≥80	≤3 sdcm
PL-CORE-G7 2000-830 L15 H1	4052899534322	12.7	34.2	0.370	2000	158	3000	≥80	≤3 sdcm
PL-CORE-G7 2000-930 L15 H1	4052899534407	15.2	34.7	0.437	2000	132	3000	≥90	≤3 sdcm
PL-CORE-G7 2000-940 L15 H1	4052899534445	15.2	34.7	0.438	2000	132	4000	≥90	≤3 sdcm
PL-CORE-G7 3000-840 L15 H1	4052899534520	18.9	34.8	0.542	3000	159	4000	≥80	≤3 sdcm
PL-CORE-G7 3000-830 L15 H1	4052899534483	20.3	35.1	0.580	3000	148	3000	≥80	≤3 sdcm
PL-CORE-G7 3000-940 L15 H1	4052899534605	23.7	35.6	0.666	3000	127	4000	≥90	≤3 sdcm
PL-CORE-G7 3000-930 L15 H1	4052899534568	25.5	35.9	0.711	3000	118	3000	≥90	≤3 sdcm
PL-CORE-G7 5000-840 L15 H1	4052899534681	34.0	35.9	0.947	5000	147	4000	≥80	≤3 sdcm
PL-CORE-G7 5000-830 L15 H1	4052899534643	36.1	36.1	0.999	5000	139	3000	≥80	≤3 sdcm
PL-CORE-G7 5000-940 L15 H1	4052899534766	44.1	37.0	1.192	5000	113	4000	≥90	≤3 sdcm
PL-CORE-G7 5000-930 L15 H1	4052899534728	46.4	37.2	1.247	5000	108	3000	≥90	≤3 sdcm

Product name	Ta	IP	⌀d [mm]	l [mm]	b [mm]	h [mm]			
PL-CORE-G7 2000-840 L15 H1	-20…+50	IP20	44	44	not relevant	3.4	4000	1	120
PL-CORE-G7 2000-830 L15 H1	-20…+50	IP20	44	44	44.0	3.4	3000	1	120
PL-CORE-G7 2000-930 L15 H1	-20…+50	IP20	44	44	not relevant	3.4	3000	1	120
PL-CORE-G7 2000-940 L15 H1	-20…+50	IP20	44	44	not relevant	3.4	4000	1	120
PL-CORE-G7 3000-840 L15 H1	-20…+50	IP20	44	44	not relevant	3.4	4000	1	120
PL-CORE-G7 3000-830 L15 H1	-20…+50	IP20	44	44	not relevant	3.4	3000	1	120
PL-CORE-G7 3000-940 L15 H1	-20…+50	IP20	44	44	not relevant	3.4	4000	1	120
PL-CORE-G7 3000-930 L15 H1	-20…+50	IP20	44	44	not relevant	3.4	3000	1	120
PL-CORE-G7 5000-840 L15 H1	-20…+50	IP20	44	44	not relevant	3.4	4000	1	120
PL-CORE-G7 5000-830 L15 H1	-20…+50	IP20	44	44	not relevant	3.4	3000	1	120
PL-CORE-G7 5000-940 L15 H1	-20…+50	IP20	44	44	not relevant	3.4	4000	1	120
PL-CORE-G7 5000-930 L15 H1	-20…+50	IP20	44	44	not relevant	3.4	3000	1	120

Product name	Tc	t[h]		cd		
PL-CORE-G7 2000-840 L15 H1	100	60000	Yes	not relevant	A++	40
PL-CORE-G7 2000-830 L15 H1	100	60000	Yes	not relevant	A++	40
PL-CORE-G7 2000-930 L15 H1	100	60000	Yes	not relevant	A+	40
PL-CORE-G7 2000-940 L15 H1	100	60000	Yes	not relevant	A+	40
PL-CORE-G7 3000-840 L15 H1	100	60000	Yes	not relevant	A++	40
PL-CORE-G7 3000-830 L15 H1	100	60000	Yes	not relevant	A++	40
PL-CORE-G7 3000-940 L15 H1	100	60000	Yes	not relevant	A+	40
PL-CORE-G7 3000-930 L15 H1	100	60000	Yes	not relevant	A+	40
PL-CORE-G7 5000-840 L15 H1	100	60000	Yes	not relevant	A++	40
PL-CORE-G7 5000-830 L15 H1	100	60000	Yes	not relevant	A+	40
PL-CORE-G7 5000-940 L15 H1	100	60000	Yes	not relevant	A+	40
PL-CORE-G7 5000-930 L15 H1	100	60000	Yes	not relevant	A+	40

PRODUCT FEATURES

- Complete portfolio with varying luminous flux, color temperature, color rendering
- Available with color temperature: 2,700 K, 3,000 K, 3,500 K or 4,000 K
- High module efficacy: up to 168 lm/W at T_p = 65 °C
- Lifetime (L80/B10): 60,000 h (temperature at T_p = 65 °C)

PRODUCT BENEFITS

- Easy integration thanks to very compact form factor
- Easy cooling due to optimized efficiency and high maximum operation temperature
- High driver flexibility allows cost-effective and intelligent systems
- 5 year guarantee

AREAS OF APPLICATION

- Spotlighting in shops and retail
- Down- and wall lighting in offices, corridors, meeting rooms, workplaces
- Decorative and functional lighting in hospitality, hotels, restaurants
- Functional lighting in public and commercial buildings



Product name	GTIN (EAN)	W	V	A	lm	lm/W	K	Ra
PL-CORE-Z6-2000-840	4052899437012	13.7	not relevant	0.31	2000	161	4000	≥80
PL-CORE-Z6-2000-835	4052899436992	14.2	not relevant	0.32	2000	151	3500	≥80
PL-CORE-Z6-2000-830	4052899436978	15.2	not relevant	0.34	2000	143	3000	≥80
PL-CORE-Z6-2000-827	4052899436954	16.3	not relevant	0.36	2000	130	2700	≥80
PL-CORE-Z6-3000-840	4052899437135	20.6	not relevant	0.47	3000	156	4000	≥80
PL-CORE-Z6-2000-930	4052899437036	21.2	not relevant	0.45	2000	104	3000	≥90
PL-CORE-Z6-2000-940	4052899437050	21.2	not relevant	0.45	2000	116	4000	≥90
PL-CORE-Z6-3000-830	4052899437098	23.1	not relevant	0.52	3000	139	3000	≥80
PL-CORE-Z6-3000-835	4052899437111	23.1	not relevant	0.52	3000	148	3500	≥80
PL-CORE-Z6-3000-930	4052899437159	31.1	not relevant	0.67	3000	107	3000	≥90
PL-CORE-Z6-5000-827	4052899437197	45.2	not relevant	1.04	5000	114	2700	≥80
PL-CORE-Z6-5000-940	4052899437319	50.9	not relevant	1.14	5000	101	4000	≥90

Product name		Ta	IP	LES Ø	d [mm]	l [mm]	b [mm]	h [mm]		
PL-CORE-Z6-2000-840	≤3 sdcm	-20…+50	IP20	19	50	50	50.4	7	4000	1
PL-CORE-Z6-2000-835	≤3 sdcm	-20…+50	IP20	19	50	50	50.4	7	3500	1
PL-CORE-Z6-2000-830	≤3 sdcm	-20…+50	IP20	19	50	50	50.4	7	3000	1
PL-CORE-Z6-2000-827	≤3 sdcm	-20…+50	IP20	19	50	50	50.4	7	2700	1
PL-CORE-Z6-3000-840	≤3 sdcm	-20…+50	IP20	19	50	50	50.4	7	4000	1
PL-CORE-Z6-2000-930	≤3 sdcm	-20…+50	IP20	19	50	50	50.4	7	3000	1
PL-CORE-Z6-2000-940	≤3 sdcm	-20…+50	IP20	19	50	50	50.4	7	4000	1
PL-CORE-Z6-3000-830	≤3 sdcm	-20…+50	IP20	19	50	50	50.4	7	3000	1
PL-CORE-Z6-3000-835	≤3 sdcm	-20…+50	IP20	19	50	50	50.4	7	3500	1
PL-CORE-Z6-3000-930	≤3 sdcm	-20…+50	IP20	19	50	50	50.4	7	3000	1
PL-CORE-Z6-5000-827	≤3 sdcm	-20…+50	IP20	19	50	50	50.4	7	2700	1
PL-CORE-Z6-5000-940	≤3 sdcm	-20…+50	IP20	19	50	50	50.4	7	4000	1

Product name		Tc	t[h]		cd		
PL-CORE-Z6-2000-840	115	90	60000	Yes	not relevant	A++	20
PL-CORE-Z6-2000-835	115	90	60000	Yes	not relevant	A++	20
PL-CORE-Z6-2000-830	115	90	60000	Yes	not relevant	A+	20
PL-CORE-Z6-2000-827	115	90	60000	Yes	not relevant	A+	20
PL-CORE-Z6-3000-840	115	90	60000	Yes	not relevant	A++	20
PL-CORE-Z6-2000-930	115	90	60000	Yes	not relevant	A+	20
PL-CORE-Z6-2000-940	115	90	60000	Yes	not relevant	A+	20
PL-CORE-Z6-3000-830	115	90	60000	Yes	not relevant	A+	20
PL-CORE-Z6-3000-835	115	90	60000	Yes	not relevant	A+	20
PL-CORE-Z6-3000-930	115	90	60000	Yes	not relevant	A+	20
PL-CORE-Z6-5000-827	115	90	60000	Yes	not relevant	A+	20
PL-CORE-Z6-5000-940	115	90	60000	Yes	not relevant	A+	20

PRODUCT FEATURES

- Spot module with standardized interfaces
- Complete portfolio with varying luminous flux, color temperature, color rendering
- Available with color temperature: 2,700 K, 3,000 K, 3,500 K or 4,000 K
- High module efficacy: up to 160 lm/W at T_p = 65 °C
- Connection via spring-type terminal with stranded and solid wires
- Chip technology from OSRAM Opto Semiconductors
- CE marked and UL listed
- Reversible shutdown on module or thermal derating with OTi DALI
- Usable with SELV and DC (up to 60 V) control gears without additional insulation
- Lifetime (L80/B50): 60,000 h (temperature at T_c = 65 °C), except 1,100 lm version
- Lifetime (L80/B50) 1,100 lm version: 50,000 h (temperature at T_c = 65 °C)

PRODUCT BENEFITS

- Easy integration (one reflector for three different luminous flux, Zhaga conform)
- Protection against overheating via reversible thermally triggered shutdown
- Easy cooling due to optimized efficiency and high maximum operation temperature
- Easy upgrade from PrevaLED Core Z4 and Z5 thanks to identical housing
- Optimized luminous efficacy compared to Z5 version
- High driver flexibility allows cost-effective and intelligent systems
- LEDset II reduces luminaire design effort when combined with OTi DALI drivers
- 5 year guarantee

AREAS OF APPLICATION

- Spotlighting in shops and retail
- Down- and wall lighting in offices, corridors, meeting rooms, workplaces
- Decorative and functional lighting in hospitality, hotels, restaurants
- Functional lighting in public and commercial buildings

EQUIPMENT / ACCESSORIES

- System matches to OPTOTRONIC OTe, OT FIT, OTi DALI control gears

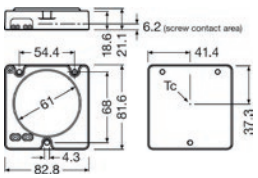

	Product name	GTIN (EAN)	W	V	lm	lm/W	K	λ	Ra	
NEW	PL-CUBE-AC-1100-830-G3 DALI	4052899318106	11.6	230	603	95	3000	> 0.90	>80	≤3 sdcm
NEW	PL-CUBE-AC-1100-840-G3 DALI	4052899318199	11.6	230	603	95	4000	> 0.90	>80	≤3 sdcm
NEW	PL-CUBE-AC-2000-830-G3 DALI	4052899318069	19.2	230	1096	104	3000	> 0.90	>80	≤3 sdcm
NEW	PL-CUBE-AC-2000-840-G3 DALI	4052899318083	19.2	230	1096	104	4000	> 0.90	>80	≤3 sdcm
NEW	PL-CUBE-AC-3000-830-G3 DALI	4052899318120	30.7	230	1644	98	3000	> 0.90	>80	≤3 sdcm
NEW	PL-CUBE-AC-3000-840-G3 DALI	4052899318151	30.7	230	1644	98	4000	> 0.90	>80	≤3 sdcm

	Product name		Tc	t[h]			
NEW	PL-CUBE-AC-1100-830-G3 DALI	120	90	50000	Yes	A+	20
NEW	PL-CUBE-AC-1100-840-G3 DALI	110	90	50000	Yes	A+	20
NEW	PL-CUBE-AC-2000-830-G3 DALI	110	90	50000	Yes	A+	20
NEW	PL-CUBE-AC-2000-840-G3 DALI	110	90	50000	Yes	A+	20
NEW	PL-CUBE-AC-3000-830-G3 DALI	110	90	50000	Yes	A	20
NEW	PL-CUBE-AC-3000-840-G3 DALI	110	90	50000	Yes	A	20

PRODUCT FEATURES

- Dimming range (DALI): 1…100 %
- Dimensions of DALI version identical to on/off version
- Mains voltage driven LED engine
- Integrated control gear
- Diameter of light emitting surface: 61 mm
- Common mechanic and photometric interfaces
- Initial color consistency:
- Lifetime (L70/B50): 50,000 h (temperature at T_c = 70 °C)

PRODUCT BENEFITS

- Easy dimming installations due to Touch DIM and corridor function
- Easy connection to AC mains power and DALI interface
- Enables low-cost and compact luminaire designs
- Low profile
- Future-proof dimensions for reliable designs
- Near Lambertian light distribution at 110° beam angle for high quality of light
- Protection against overheating due to thermal derating

AREAS OF APPLICATION

- Hospitality, hotels, restaurants
- Public and commercial buildings
- Offices
- Corridors
- Shops
- Secondary rooms, garages, storerooms, cellars

REFERENCES / LINKS

For more information on the multi-level guarantee and the terms and conditions of the guarantee visit www.ledvance.com/system-guarantee

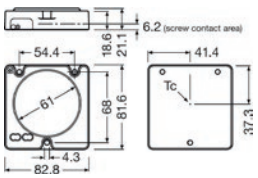

	Product name	GTIN (EAN)	W	V	A	lm	lm/W	K	λ	Ra
NEW	PL-CUBE-AC-G3-1100-830	4052899952690	11.3	230	0.05	603	97	3000	> 0.90	>80
NEW	PL-CUBE-AC-G3-1100-840	4052899952706	11.3	230	0.05	603	97	4000	> 0.90	>80
NEW	PL-CUBE-AC-G3-2000-830	4052899952713	18.8	230	0.08	1096	106	3000	> 0.90	>80
NEW	PL-CUBE-AC-G3-2000-840	4052899952720	18.8	230	0.08	1096	106	4000	> 0.90	>80
NEW	PL-CUBE-AC-G3-3000-830	4052899952737	30.4	230	0.13	1644	99	3000	> 0.90	>80
NEW	PL-CUBE-AC-G3-3000-840	4052899952744	30.4	230	0.13	1644	99	4000	> 0.90	>80

	Product name		Ta	l [mm]	b [mm]	h [mm]			Tc	t[h]	
NEW	PL-CUBE-AC-G3-1100-830	≤3 sdcm	-20…+50	82.8[1]	81.6	21.1	3000	110	90	50000	No
NEW	PL-CUBE-AC-G3-1100-840	≤3 sdcm	-20…+50	82.8[1]	81.6	21.1	4000	110	90	50000	No
NEW	PL-CUBE-AC-G3-2000-830	≤3 sdcm	-20…+50	82.8[1]	81.6	21.1	3000	110	90	50000	No
NEW	PL-CUBE-AC-G3-2000-840	≤3 sdcm	-20…+50	82.8[1]	81.6	21.1	4000	110	90	50000	No
NEW	PL-CUBE-AC-G3-3000-830	≤3 sdcm	-20…+50	82.8[1]	81.6	21.1	3000	110	90	50000	No
NEW	PL-CUBE-AC-G3-3000-840	≤3 sdcm	-20…+50	82.8[1]	81.6	21.1	4000	110	90	50000	No

	Product name		
NEW	PL-CUBE-AC-G3-1100-830	A+	20
NEW	PL-CUBE-AC-G3-1100-840	A+	20
NEW	PL-CUBE-AC-G3-2000-830	A+	20
NEW	PL-CUBE-AC-G3-2000-840	A+	20
NEW	PL-CUBE-AC-G3-3000-830	A	20
NEW	PL-CUBE-AC-G3-3000-840	A	20

[1] general tolerances ISO 2768-c

PRODUCT FEATURES

- Mains voltage driven LED engine
- Integrated control gear
- Diameter of light emitting surface: 61 mm
- Common mechanic and photometric interfaces
- Initial color consistency:
- Lifetime (L70/B50): 50,000 h (temperature at T_c = 70 °C)

PRODUCT BENEFITS

- Enables low-cost and compact luminaire designs
- Low profile
- Future-proof dimensions for reliable designs
- Near Lambertian light distribution at 110° beam angle for high quality of light
- Protection against overheating due to thermal derating
- 5 year guarantee

AREAS OF APPLICATION

- Suitable for diffuser and reflector luminaires
- Hospitality, hotels, restaurants
- Public and commercial buildings
- Offices
- Secondary rooms, garages, storerooms, cellars

REFERENCES / LINKS

For more information on the multi-level guarantee and the terms and conditions of the guarantee visit www.ledvance.com/system-guarantee

OSRAM

PrevaLED COIN 50 DC COB G1

LED modules with integrated optics and heat sink



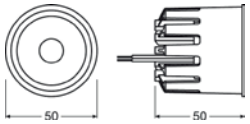

Product name	GTIN (EAN)	W	V	A	lm	lm/W	K	Ra	
PL-CN50-COB- 900-940-40D-G1	4052899541818	12.3	35.2	0.35	926	84	4000	≥90	≤3 sdcm
PL-CN50-COB- 900-930-40D-G1	4052899541757	12.3	35.2	0.35	950	79	3000	≥90	≤3 sdcm
PL-CN50-COB- 900-940-24D-G1	4052899541771	12.3	35.2	0.35	963	88	4000	≥90	≤3 sdcm
PL-CN50-COB- 900-930-24D-G1	4052899541191	12.3	35.2	0.35	990	82	3000	≥90	≤3 sdcm
PL-CN50-COB- 1400-830-40D-G1	4052899541894	12.9	36.9	0.35	1183	105	3000	≥80	≤3 sdcm
PL-CN50-COB- 1400-840-40D-G1	4052899541931	12.9	36.9	0.35	1244	111	4000	≥80	≤3 sdcm
PL-CN50-COB- 1400-830-24D-G1	4052899541870	12.9	36.9	0.35	1268	111	3000	≥80	≤3 sdcm
PL-CN50-COB- 1400-840-24D-G1	4052899541917	12.9	36.9	0.35	1339	117	4000	≥80	≤3 sdcm

Product name	Ta	IP	⌀d [mm]	l [mm]	b [mm]	h [mm]				Tc
PL-CN50-COB- 900-940-40D-G1	-20…+40	IP20	50	50	50	52	4000	1	40	85
PL-CN50-COB- 900-930-40D-G1	-20…+40	IP20	50	50	50	52	3000	1	40	85
PL-CN50-COB- 900-940-24D-G1	-20…+40	IP20	50	50	50	52	4000	1	24	85
PL-CN50-COB- 900-930-24D-G1	-20…+40	IP20	50	50	50	52	3000	1	24	85
PL-CN50-COB- 1400-830-40D-G1	-20…+40	IP20	50	50	50	52	3000	1	40	90
PL-CN50-COB- 1400-840-40D-G1	-20…+40	IP20	50	50	50	52	4000	1	40	90
PL-CN50-COB- 1400-830-24D-G1	-20…+40	IP20	50	50	50	52	3000	1	24	90
PL-CN50-COB- 1400-840-24D-G1	-20…+40	IP20	50	50	50	52	4000	1	24	90

Product name	t[h]		cd		
PL-CN50-COB- 900-940-40D-G1	50000	Yes	2100	A+	20
PL-CN50-COB- 900-930-40D-G1	50000	Yes	1965	A+	20
PL-CN50-COB- 900-940-24D-G1	50000	Yes	4587	A+	20
PL-CN50-COB- 900-930-24D-G1	50000	Yes	4287	A+	20
PL-CN50-COB- 1400-830-40D-G1	50000	Yes	2615	A+	20
PL-CN50-COB- 1400-840-40D-G1	50000	Yes	2793	A+	20
PL-CN50-COB- 1400-830-24D-G1	50000	Yes	4848	A+	20
PL-CN50-COB- 1400-840-24D-G1	50000	Yes	5130	A+	20

PRODUCT FEATURES

- Consistent white light:
- Color rendering index Ra: >80 and >90
- Luminous flux: 980…1,500 lm (model dependent)
- Beam angle: 15° (on demand), 24°, 40°

PRODUCT BENEFITS

- Compact design
- Compatible with conventional MR16 lamps
- High color temperature consistency throughout the whole module
- Multi-Shadow-free illumination thanks to single light source
- 5 year guarantee

AREAS OF APPLICATION

- Retail outlets
- Shop lighting
- Restaurants
- Hospitality
- Museums, galleries

OSRAM

PrevaLED COIN 111 AC G1

LED modules with integrated optics and heat sink



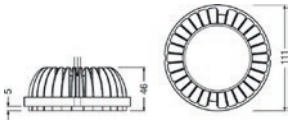

Product name	GTIN (EAN)	W	V	lm	lm/W	K	λ	Ra	
PL-CN 111AC-1200-830 40 G1	4052899165618	15.5	230	1129	81	3000	≥ 0.90	83	≤4 sdcm
PL-CN 111AC-1200-830 24 G1	4052899165533	15.5	230	1151	81	3000	≥ 0.90	83	≤4 sdcm
PL-CN 111AC-1200-840 40 G1	4052899165632	15.5	230	1224	87	4000	≥ 0.90	83	≤4 sdcm
PL-CN 111AC-1200-840 24 G1	4052899165557	15.5	230	1243	87	4000	≥ 0.90	83	≤4 sdcm
PL-CN 111AC-1800-830 40 G1	4052899165656	22.5	230	1616	82	3000	≥ 0.90	83	≤4 sdcm
PL-CN 111AC-1800-830 24 G1	4052899165571	22.5	230	1664	82	3000	≥ 0.90	83	≤4 sdcm
PL-CN 111AC-1800-840 40 G1	4052899165670	22.5	230	1752	87	4000	≥ 0.90	83	≤4 sdcm
PL-CN 111AC-1800-840 24 G1	4052899165595	22.5	230	1759	87	4000	≥ 0.90	83	≤4 sdcm

Product name		cd		
PL-CN 111AC-1200-830 40 G1	40	2250	A	12
PL-CN 111AC-1200-830 24 G1	24	4350	A	12
PL-CN 111AC-1200-840 40 G1	40	2400	A	12
PL-CN 111AC-1200-840 24 G1	24	4700	A	12
PL-CN 111AC-1800-830 40 G1	40	3300	A	12
PL-CN 111AC-1800-830 24 G1	24	6450	A	12
PL-CN 111AC-1800-840 40 G1	40	3500	A	12
PL-CN 111AC-1800-840 24 G1	24	6800	A	12

PRODUCT FEATURES

- Integrated driver, heat sink and lens optics
- Fits into most existing traditional R111 luminaires
- Available with 24° or 40° beam angle
- Versions with different luminous flux and different color temperatures available
- Lifetime (L70/B50): 35,000 h (temperature at T_c = 68 °C)

PRODUCT BENEFITS

- Easy and quick design-in for luminaire manufacturers
- Turn-key solution for projects
- 5 year guarantee

AREAS OF APPLICATION

- LED replacement for high intensity discharge lamps up to 35 W
- Shop lighting
- Shopping centers
- Exhibition halls
- Museums

REFERENCES / LINKS

For more information on the multi-level guarantee and the terms and conditions of the guarantee visit www.ledvance.com/system-guarantee

OSRAM

PrevaLED COIN 111 DC COB G1

LED modules with integrated optics and heat sink



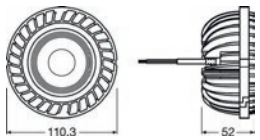

Product name	GTIN (EAN)	W	V	A	lm	lm/W	K	Ra	
PL-CN111-COB- 1800-930-40D-G1	4052899541436	18.0	36.0	0.50	1600	100	3000	90	≤3 sdcm
PL-CN111-COB- 1800-930-24D-G1	4052899541412	18.0	36.0	0.50	1700	105	3000	90	≤3 sdcm
PL-CN111-COB- 2800-830-40D-G1	4052899541535	25.9	37.0	0.70	2360	102	3000	≥80	≤3 sdcm
PL-CN111-COB- 2800-840-40D-G1	4052899541597	25.9	37.0	0.70	2470	107	4000	≥80	≤3 sdcm
PL-CN111-COB- 2800-830-24D-G1	4052899541511	25.9	37.0	0.70	2490	107	3000	≥80	≤3 sdcm
PL-CN111-COB- 2800-840-24D-G1	4052899541573	25.9	37.0	0.70	2620	112	4000	≥80	≤3 sdcm
PL-CN111-COB- 4300-830-40D-G1	4052899541658	37.6	35.8	1.05	3860	115	3000	≥80	≤3 sdcm
PL-CN111-COB- 4300-840-40D-G1	4052899541719	37.6	35.8	1.05	4060	121	4000	≥80	≤3 sdcm
PL-CN111-COB- 4300-830-24D-G1	4052899541634	37.6	35.8	1.05	4110	121	3000	≥80	≤3 sdcm
PL-CN111-COB- 4300-840-24D-G1	4052899541696	37.6	35.8	1.05	4320	127	4000	≥80	≤3 sdcm

Product name	Ta	IP	Ø d [mm]	l [mm]	b [mm]	h [mm]				Tc
PL-CN111-COB- 1800-930-40D-G1	-25…+40	IP20	111	111	111	52	3000	1	40	80
PL-CN111-COB- 1800-930-24D-G1	-25…+40	IP20	111	111	111	52	3000	1	24	80
PL-CN111-COB- 2800-830-40D-G1	-25…+40	IP20	111	111	111	52	3000	1	40	90
PL-CN111-COB- 2800-840-40D-G1	-25…+40	IP20	111	111	111	52	4000	1	40	90
PL-CN111-COB- 2800-830-24D-G1	-25…+40	IP20	111	111	111	52	3000	1	24	90
PL-CN111-COB- 2800-840-24D-G1	-25…+40	IP20	111	111	111	52	4000	1	24	90
PL-CN111-COB- 4300-830-40D-G1	-25…+40	IP20	111	111	111	52	3000	1	40	100
PL-CN111-COB- 4300-840-40D-G1	-25…+40	IP20	111	111	111	52	4000	1	40	100
PL-CN111-COB- 4300-830-24D-G1	-25…+40	IP20	111	111	111	52	3000	1	24	100
PL-CN111-COB- 4300-840-24D-G1	-25…+40	IP20	111	111	111	52	4000	1	24	100

Product name	t [h]		cd		
PL-CN111-COB- 1800-930-40D-G1	50000	Yes	4120	A+	12
PL-CN111-COB- 1800-930-24D-G1	50000	Yes	9824	A+	12
PL-CN111-COB- 2800-830-40D-G1	50000	Yes	6036	A+	12
PL-CN111-COB- 2800-840-40D-G1	50000	Yes	6362	A+	12
PL-CN111-COB- 2800-830-24D-G1	50000	Yes	14460	A+	12
PL-CN111-COB- 2800-840-24D-G1	50000	Yes	15193	A+	12
PL-CN111-COB- 4300-830-40D-G1	50000	Yes	8370	A++	12
PL-CN111-COB- 4300-840-40D-G1	50000	Yes	8804	A++	12
PL-CN111-COB- 4300-830-24D-G1	50000	Yes	16826	A++	12
PL-CN111-COB- 4300-840-24D-G1	50000	Yes	17818	A++	12

OSRAM

PrevaLED COIN 111 DC COB G1
LED modules with integrated optics and heat sink

PRODUCT FEATURES
- Consistent white light:
- Color rendering index Ra: >80 and >90
- Luminous flux: 1,800…4,800 lm (model dependent)
- Beam angle: 15° (on demand), 24°, 40°, 60°

PRODUCT BENEFITS
- Compact design
- Compatible with conventional AR111 lamps
- High color temperature consistency throughout the whole module
- Multi-Shadow-free illumination thanks to single light source
- 5 year guarantee

AREAS OF APPLICATION
- Retail outlets
- Shop lighting
- Restaurants
- Hospitality
- Museums, galleries



OSRAM

PrevaLED COIN 50 G2

LED modules with integrated optics and heat sink



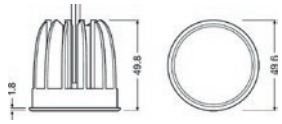

Product name	GTIN (EAN)	W	A	lm	lm/W	K	Ra		
PL-CN50-900-927-24D-G2	4052899324145	10.7	0.35	756	78	2700	≥90	≤4 sdcm	24
PL-CN50-900-927-40D-G2	4052899324206	10.7	0.35	761	78	2700	≥90	≤4 sdcm	40
PL-CN50-900-940-24D-G2	4052899324183	10.7	0.35	816	84	4000	≥90	≤4 sdcm	24
PL-CN50-900-940-40D-G2	4052899324275	10.7	0.35	822	84	4000	≥90	≤4 sdcm	40
PL-CN50-1200-827-24D-G2	4052899324299	10.7	0.35	892	94	2700	≥80	≤4 sdcm	24
PL-CN50-1200-827-40D-G2	4052899324381	10.7	0.35	907	94	2700	≥80	≤4 sdcm	40
PL-CN50-1200-830-24D-G2	4052899324343	10.7	0.35	967	103	3000	≥80	≤4 sdcm	24
PL-CN50-1200-830-40D-G2	4052899324404	10.7	0.35	967	103	3000	≥80	≤4 sdcm	40
PL-CN50-1200-840-40D-G2	4052899324428	10.7	0.35	1076	112	4000	≥80	≤4 sdcm	40
PL-CN50-1400-827-40D-G2	4052899324503	12.8	0.35	1116	96	2700	≥80	≤4 sdcm	40
PL-CN50-1400-827-24D-G2	4052899324442	12.8	0.35	1124	96	2700	≥80	≤4 sdcm	24
PL-CN50-1400-830-40D-G2	4052899324527	12.8	0.35	1210	105	3000	≥80	≤4 sdcm	40
PL-CN50-1400-840-24D-G2	4052899324480	12.8	0.35	1316	114	4000	≥80	≤4 sdcm	24
PL-CN50-1400-840-40D-G2	4052899324541	12.8	0.35	1336	114	4000	≥80	≤4 sdcm	40

Product name	cd		
PL-CN50-900-927-24D-G2	3320	A	20
PL-CN50-900-927-40D-G2	1660	A	20
PL-CN50-900-940-24D-G2	3600	A	20
PL-CN50-900-940-40D-G2	1800	A+	20
PL-CN50-1200-827-24D-G2	4040	A+	20
PL-CN50-1200-827-40D-G2	2020	A+	20
PL-CN50-1200-830-24D-G2	4400	A+	20
PL-CN50-1200-830-40D-G2	2200	A+	20
PL-CN50-1200-840-40D-G2	2400	A+	20
PL-CN50-1400-827-40D-G2	2460	A+	20
PL-CN50-1400-827-24D-G2	4920	A+	20
PL-CN50-1400-830-40D-G2	2680	A+	20
PL-CN50-1400-840-24D-G2	5840	A+	20
PL-CN50-1400-840-40D-G2	2920	A+	20

PRODUCT FEATURES

- Fits into most existing traditional MR16 luminaires
- Available with 24° or 40° beam angle
- Versions with different luminous flux and different color temperatures available
- Cable length: 500 mm, suitable for 1.6 mm²/AWG 22 wires
- Color rendering index R_a: typ. 92 or typ. 83 (depending on version)
- Module efficacy: up to 112 lm/W
- High color consistency: 4 SDCM
- Temperature at t_p point (according to IEC 62717): 75 °C
- Maximum temperature at t_c: 95 °C (according to IEC 62717)
- Lifetime (L70/B50): 50,000 h (temperature at T_c = 75 °C)

PRODUCT BENEFITS

- Best luminous efficacy in combination with OPTOTRONIC constant current ECG
- Easy and quick design-in for luminaire manufacturers
- High luminous flux
- Easy installation thanks to wiring with only two cables
- 5 year guarantee

AREAS OF APPLICATION

- Shops
- Display cabinet lighting
- Shelf lighting
- Elevators
- Hospitality, hotels, restaurants
- Corridors

REFERENCES / LINKS

For more information on the multi-level guarantee and the terms and conditions of the guarantee visit www.ledvance.com/system-guarantee

PrevaLED COIN 111 G2

LED modules with integrated optics and heat sink



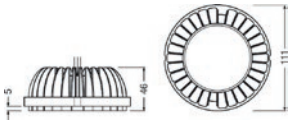

Product name	GTIN (EAN)	W	A	lm	lm/W	K	Ra		
PL-CN111-1500-930-24D-G2	4052899323797	17.3	0.70	1226	83	3000	92	≤4 sdcm	24
PL-CN111-1500-930-40D-G2	4052899323858	17.3	0.70	1267	83	3000	92	≤4 sdcm	40
PL-CN111-1500-927-40D-G2	4052899323834	17.3	0.70	1272	83	2700	92	≤4 sdcm	40
PL-CN111-1500-927-24D-G2	4052899323735	17.3	0.70	1292	83	2700	92	≤4 sdcm	24
PL-CN111-1500-940-24D-G2	4052899323810	17.3	0.70	1376	90	4000	92	≤4 sdcm	24
PL-CN111-2400-827-24D-G2	4052899323896	21.6	0.70	1845	97	2700	83	≤4 sdcm	24
PL-CN111-2400-827-40D-G2	4052899323957	21.6	0.70	1885	97	2700	83	≤4 sdcm	40
PL-CN111-2400-830-24D-G2	4052899323919	21.6	0.70	2016	106	3000	83	≤4 sdcm	24
PL-CN111-2400-830-40D-G2	4052899323971	21.6	0.70	2041	106	3000	83	≤4 sdcm	40
PL-CN111-2400-840-24D-G2	4052899323933	21.6	0.70	2182	116	4000	83	≤4 sdcm	24
PL-CN111-2400-840-40D-G2	4052899323995	21.6	0.70	2199	116	4000	83	≤4 sdcm	40
PL-CN111-3600-827-40D-G2	4052899324077	32.1	1.05	2882	99	2700	83	≤4 sdcm	40
PL-CN111-3600-830-24D-G2	4052899324039	32.1	1.05	3020	108	3000	83	≤4 sdcm	24
PL-CN111-3600-830-40D-G2	4052899324091	32.1	1.05	3105	108	3000	83	≤4 sdcm	40
PL-CN111-3600-840-24D-G2	4052899324053	32.1	1.05	3332	118	4000	83	≤4 sdcm	24

Product name	cd		
PL-CN111-1500-930-24D-G2	5000	A	12
PL-CN111-1500-930-40D-G2	2570	A	12
PL-CN111-1500-927-40D-G2	2570	A	12
PL-CN111-1500-927-24D-G2	5000	A	12
PL-CN111-1500-940-24D-G2	5460	A	12
PL-CN111-2400-827-24D-G2	7560	A+	12
PL-CN111-2400-827-40D-G2	3780	A+	12
PL-CN111-2400-830-24D-G2	8050	A+	12
PL-CN111-2400-830-40D-G2	4140	A+	12
PL-CN111-2400-840-24D-G2	8750	A+	12
PL-CN111-2400-840-40D-G2	4500	A+	12
PL-CN111-3600-827-40D-G2	5720	A+	12
PL-CN111-3600-830-24D-G2	12150	A+	12
PL-CN111-3600-830-40D-G2	6250	A+	12
PL-CN111-3600-840-24D-G2	13230	A+	12

PrevaLED COIN 111 G2

LED modules with integrated optics and heat sink

PRODUCT FEATURES

- Fits into most existing traditional R111 luminaires
- Available with 24° or 40° beam angle
- Versions with different luminous flux and different color temperatures available
- Cable length: 500 mm, suitable for 1.6 mm²/AWG 22 wires
- Color rendering index R_a: typ. 92 or typ. 83 (depending on version)
- Module efficacy: up to 115 lm/W
- High color consistency: 4 SDCM
- Maximum temperature at t_c: 85 °C (according to IEC 62717)
- Lifetime (L70/B50): 50,000 h (temperature at T_c = 75 °C)

PRODUCT BENEFITS

- High luminous flux
- Easy installation thanks to wiring with only two cables
- Best luminous efficacy in combination with OPTOTRONIC constant current ECG
- Easy and quick design-in for luminaire manufacturers
- 5 year guarantee

AREAS OF APPLICATION

- Spot and track light luminaires
- Chain stores, retail shops
- Shopping centers
- Exhibition halls
- Museums

REFERENCES / LINKS

For more information on the multi-level guarantee and the terms and conditions of the guarantee visit www.ledvance.com/system-guarantee



1
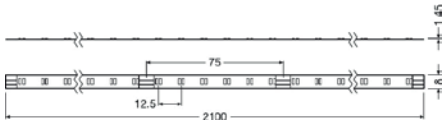

2
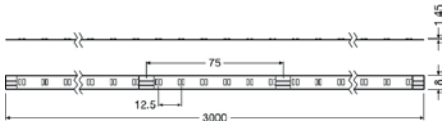

3
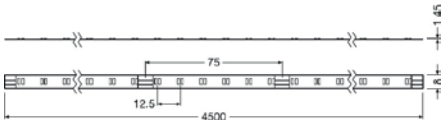

4
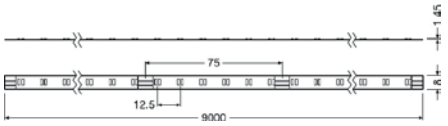

Product name	GTIN (EAN)	W	V	W METER	K		lm METER		METER
LF4000TW-G3-827/865-02	4052899953260	77.3	24	36.8	2700…6500	27006500	3800[1]	120	160
LF2000TW-G3-827/865-04	4052899953284	83.2	24	18.5	2700…6500	27006500	2000[1]	120	160
LF3000TW-G3-827/865-03	4052899953277	89.9	24	30.0	2700…6500	27006500	3000[1]	120	160
LF1200TW-G3-827/865-09	4052899953161	94.5	24	10.5	2700…6500	27006500	1200[1]	120	160

Product name		
LF4000TW-G3-827/865-02	A+	8
LF2000TW-G3-827/865-04	A+	8
LF3000TW-G3-827/865-03	A+	8
LF1200TW-G3-827/865-09	A+	8

[1] per channel

PRODUCT FEATURES

- Flexible and cuttable LED strip
- Luminous flux: up to 3,800 lm/m
- Adjustable color temperature via Tunable White: 2,700…6,500 K

PRODUCT BENEFITS

- Simple mounting and connection
- Toolless connection with the optional CONNECTsystem
- Easy mounting on many smooth surfaces thanks to self-adhesive tape at the back
- High luminous flux
- Extraordinary design and high quality materials
- Pre-soldered wires (TWW versions)

AREAS OF APPLICATION

- Cove lighting
- Shop lighting
- Offices

EQUIPMENT / ACCESSORIES

- Simplified connection with optional matching CONNECTsystem
- Quick installation with optional SLIM TRACK System
- Perfectly matched with OPTOTRONIC OTi DALI 50/220…240/24 TW
- Perfectly matched with OPTOTRONIC OTi DALI 80/220…240/24 TW



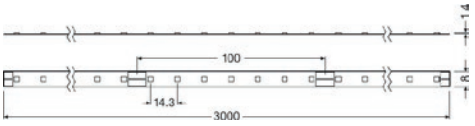

Product name	GTIN (EAN)	W	V	A	lm	lm/W	W METER	K
LF4000-G3-827-03	4052899952867	86.7	24	3.6	11550	133	28.9	2700
LF4000-G3-830-03	4052899952874	86.7	24	3.6	11550	133	28.9	3000
LF4000-G3-840-03	4052899952881	86.7	24	3.6	11550	133	28.9	4000
LF4000-G3-850-03	4052899952898	86.7	24	3.6	11550	133	28.9	5000
LF4000-G3-865-03	4052899952904	86.7	24	3.6	11550	133	28.9	6500

Product name	λ	Ra	Ta	IP	∅ d [mm]	l [mm]	b [mm]	h [mm]
LF4000-G3-827-03	not relevant	>80	-20…+50	IP00	not relevant	3000	8	1.4
LF4000-G3-830-03	not relevant	>80	-20…+50	IP00	not relevant	3000	8	1.4
LF4000-G3-840-03	not relevant	>80	-20…+50	IP00	not relevant	3000	8	1.4
LF4000-G3-850-03	not relevant	>80	-20…+50	IP00	not relevant	3000	8	1.4
LF4000-G3-865-03	not relevant	>80	-20…+50	IP00	not relevant	3000	8	1.4

Product name		lm METER			Tc	t[h]		METER		
LF4000-G3-827-03	2700	3750	210	120	75	60000	Yes	70	A+	8
LF4000-G3-830-03	3000	3750	210	120	75	60000	Yes	70	A+	8
LF4000-G3-840-03	4000	3850	210	120	75	60000	Yes	70	A+	8
LF4000-G3-850-03	5000	3850	210	120	75	60000	Yes	70	A+	8
LF4000-G3-865-03	6500	3850	210	120	75	60000	Yes	70	A+	8

PRODUCT FEATURES

- Flexible and cuttable LED strip
- Luminous flux: up to 3,800 lm/m
- Module efficacy: up to 133 lm/W
- Dimmable with PWM technology
- Fine White (3 SDCM)
- High CRI versions: typical average value 95

PRODUCT BENEFITS

- Single bin technology for very good color consistency over time and space
- Large selection of light colors
- Large selection of white tones
- High luminous flux suitable for general lighting
- „Shop White“ versions available for great color rendering without yellowing effect
- Great design freedom thanks to flexibility and cuttability of module
- Extraordinary design and high quality materials
- Simple mounting and connection
- Toolless connection with the optional CONNECTsystem
- Easy mounting on many smooth surfaces thanks to self-adhesive tape at the back

AREAS OF APPLICATION

- Cove lighting
- Ceiling integration

EQUIPMENT / ACCESSORIES

- Simplified connection with the optional CONNECTsystem
- Quick installation with optional SLIM TRACK System
- Perfectly matched to OPTOTRONIC 24 V electronic control gears



LINEARlight FLEX POWER 3000
LED modules for professional and industrial applications



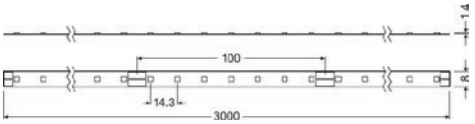

Product name	GTIN (EAN)	V	W METER	K		lm METER		METER	
LF3000-G3-840-03	4052899952959	24	21.8	4000	4000	3000	120	70	A++
LF3000-G3-850-03	4052899952966	24	21.8	5000	5000	3000	120	70	A++
LF3000-G3-865-03	4052899952973	24	21.8	6500	6500	3000	120	70	A++
LF3000-G3-827-03	4052899952935	24	23.7	2700	2700	3000	120	70	A+
LF3000-G3-830-03	4052899952942	24	23.7	3000	3000	3000	120	70	A+
LF3000-G3-940-03	4052899963962	24	26.5	4000	4000	3000	120	70	A+
LF3000-G3-820-03	4052899952911	24	28.9	2000	2000	2500	120	70	A
LF3000-G3-927-03	4052899963948	24	28.9	2700	2700	2700	120	70	A+
LF3000-G3-824-03	4052899952928	24	28.9	2400	2400	3000	120	70	A+
LF3000-G3-930-03	4052899963955	24	28.9	3000	3000	3000	120	70	A+

Product name	
LF3000-G3-840-03	8
LF3000-G3-850-03	8
LF3000-G3-865-03	8
LF3000-G3-827-03	8
LF3000-G3-830-03	8
LF3000-G3-940-03	8
LF3000-G3-820-03	8
LF3000-G3-927-03	8
LF3000-G3-824-03	8
LF3000-G3-930-03	8

PRODUCT FEATURES
- Flexible and cuttable LED strip
- Luminous flux: up to 3,000 lm/m
- Module efficacy: up to 138 lm/W
- Dimmable with PWM technology
- Fine White (3 SDCM)

PRODUCT BENEFITS
- Large selection of light colors
- Great design freedom thanks to flexibility and cuttability of module
- Simple mounting and connection
- Toolless connection with the optional CONNECTsystem
- Easy mounting on many smooth surfaces thanks to self-adhesive tape at the back
- High luminous flux
- Extraordinary design and high quality materials
- Type of protection: IP00

AREAS OF APPLICATION
- Architecture lighting
- Cove lighting
- Ceiling integration

EQUIPMENT / ACCESSORIES
- Simplified connection with optional matching CONNECTsystem
- Quick installation with optional SLIM TRACK System
- Perfectly matched to OPTOTRONIC 24 V electronic control gears

OSRAM



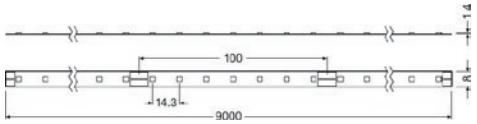

Product name	GTIN (EAN)	W	V	W METER	K		lm METER		METER
LF2000-G3-840-04	4052899953024	61.3	24	13.6	4000	4000	2000	120	70
LF2000-G3-850-04	4052899953031	61.3	24	13.6	5000	5000	2000	120	70
LF2000-G3-865-04	4052899953048	61.3	24	13.6	6500	6500	2000	120	70
LF2000-G3-827-04	4052899953000	67.3	24	15.0	2700	2700	2000	120	70
LF2000-G3-830-04	4052899953017	67.3	24	15.0	3000	3000	2000	120	70
LF2000-G3-940-04	4052899964013	73.4	24	16.3	4000	4000	2000	120	70
LF2000-G3-820-04	4052899952980	80.5	24	17.9	2000	2000	1650	120	70
LF2000-G3-927-04	4052899963993	80.5	24	17.9	2700	2700	1800	120	70
LF2000-G3-824-04	4052899952997	80.5	24	17.9	2400	2400	2000	120	70
LF2000-G3-930-04	4052899964006	80.5	24	17.9	3000	3000	2000	120	70

Product name		
LF2000-G3-840-04	A++	8
LF2000-G3-850-04	A++	8
LF2000-G3-865-04	A++	8
LF2000-G3-827-04	A++	8
LF2000-G3-830-04	A++	8
LF2000-G3-940-04	A+	8
LF2000-G3-820-04	A+	8
LF2000-G3-927-04	A+	8
LF2000-G3-824-04	A+	8
LF2000-G3-930-04		8

PRODUCT FEATURES

- Flexible and cuttable LED strip
- Luminous flux: up to 2,000 lm/m
- Module efficacy: up to 147 lm/W
- Dimmable with PWM technology
- Fine White (3 SDCM)

PRODUCT BENEFITS

- Large selection of light colors
- Great design freedom thanks to flexibility and cuttability of module
- Simple mounting and connection
- Toolless connection with the optional CONNECTsystem
- Easy mounting on many smooth surfaces thanks to self-adhesive tape at the back
- „Shop White“ versions available for great color rendering without yellowing effect
- Extraordinary design and high quality materials
- Type of protection: IP00

AREAS OF APPLICATION

- Architecture lighting
- Cove lighting
- Ceiling integration

EQUIPMENT / ACCESSORIES

- Simplified connection with optional matching CONNECTsystem
- Quick installation with optional SLIM TRACK System
- Perfectly matched to OPTOTRONIC 24 V electronic control gears

OSRAM



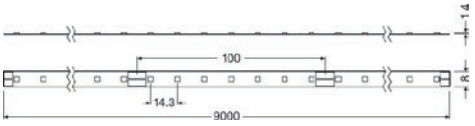

Product name	GTIN (EAN)	W	V	A	lm	lm/W	W METER	K
LF1200-G3-840-09	4052899953093	73.2	24	3.0	10800	147	8.1	4000
LF1200-G3-850-09	4052899953291	73.2	24	3.0	10800	147	8.1	5000
LF1200-G3-865-09	4052899953314	73.2	24	3.0	10800	147	8.1	6500
LF1200-G3-827-09	4052899953079	80.1	24	3.2	10800	135	8.9	2700
LF1200-G3-830-09	4052899953086	80.1	24	3.2	10800	135	8.9	3000
LF1200-G3-940-09	4052899953345	89.6	24	3.6	10800	120	10.0	4000
LF1200-G3-820-09	4052899953055	95.7	24	3.9	9000	94	10.6	2000
LF1200-G3-927-09	4052899953321	95.7	24	3.9	9900	103	10.6	2700
LF1200-G3-824-09	4052899953062	95.7	24	3.9	10800	113	10.6	2400
LF1200-G3-930-09	4052899953338	95.7	24	3.9	10800	113	10.6	3000

Product name	λ	Ra	Ta	IP	⌀d [mm]	l [mm]	b [mm]	h [mm]
LF1200-G3-840-09	not relevant	>80	-20…+50	IP00	not relevant	9000	8	1.4
LF1200-G3-850-09	not relevant	>80	-20…+50	IP00	not relevant	9000	8	1.4
LF1200-G3-865-09	not relevant	>80	-20…+50	IP00	not relevant	9000	8	1.4
LF1200-G3-827-09	not relevant	>80	-20…+50	IP00	not relevant	9000	8	1.4
LF1200-G3-830-09	not relevant	>80	-20…+50	IP00	not relevant	9000	8	1.4
LF1200-G3-940-09	not relevant	>90	-20…+50	IP00	not relevant	9000	8	1.4
LF1200-G3-820-09	not relevant	>80	-20…+50	IP00	not relevant	9000	8	1.4
LF1200-G3-927-09	not relevant	>90	-20…+50	IP00	not relevant	9000	8	1.4
LF1200-G3-824-09	not relevant	>80	-20…+50	IP00	not relevant	9000	8	1.4
LF1200-G3-930-09	not relevant	>90	-20…+50	IP00	not relevant	9000	8	1.4

Product name		lm METER			Tc	t[h]		METER		
LF1200-G3-840-09	4000	1200	630	120	75	60000	Yes	70	A++	8
LF1200-G3-850-09	5000	1200	630	120	75	60000	Yes	70	A++	8
LF1200-G3-865-09	6500	1200	630	120	75	60000	Yes	70	A++	8
LF1200-G3-827-09	2700	1200	630	120	75	60000	Yes	70	A++	8
LF1200-G3-830-09	3000	1200	630	120	75	60000	Yes	70	A++	8
LF1200-G3-940-09	4000	1200	630	120	75	60000	Yes	70	A+	8
LF1200-G3-820-09	2000	1000	630	120	75	60000	Yes	70	A+	8
LF1200-G3-927-09	2700	1100	630	120	75	60000	Yes	70	A+	8
LF1200-G3-824-09	2400	1200	630	120	75	60000	Yes	70	A+	8
LF1200-G3-930-09	3000	1200	630	120	75	60000	Yes	70	A+	8

PRODUCT FEATURES

- Flexible and cuttable LED strip
- Luminous flux: up to 1,200 lm/m
- Module efficacy: up to 152 lm/W
- Dimmable with PWM technology
- Fine White (3 SDCM)

PRODUCT BENEFITS

- Large selection of light colors
- Great design freedom thanks to flexibility and cuttability of module
- Simple mounting and connection
- Toolless connection with the optional CONNECTsystem
- Easy mounting on many smooth surfaces thanks to self-adhesive tape at the back
- „Shop White“ versions available for great color rendering without yellowing effect
- Extraordinary design and high quality materials
- Type of protection: IP00

AREAS OF APPLICATION

- Architecture lighting
- Cove lighting
- Ceiling integration
- Wall integration

EQUIPMENT / ACCESSORIES

- Simplified connection with optional matching CONNECTsystem
- Quick installation with optional SLIM TRACK System
- Perfectly matched to OPTOTRONIC 24 V electronic control gears





1

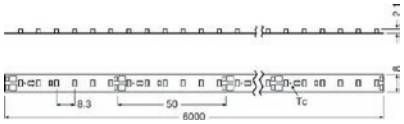

2

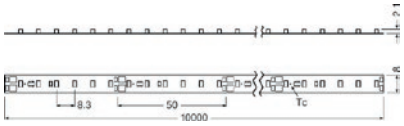

Product name	GTIN (EAN)	W	V	A	lm	lm/W	W METER	K
LF06S-W3F-850	4008321973917	58	24	2.4	5076	88	9.7	5000
LF800S-G3-830-10	4052899953123	83	24	3.4	8000	96	8.3	3000
LF800S-G3-840-10	4052899953130	86	24	3.6	8500	105	8.1	4000
LF800S-G3-850-10	4052899953147	86	24	3.6	8500	99	8.6	5000
LF800S-G3-865-10	4052899953154	86	24	3.6	8500	99	8.6	6500
LF800S-G3-824-10	4052899953109	89	24	3.7	8000	90	8.9	2400
LF800S-G3-827-10	4052899953116	89	24	3.7	8000	90	8.9	2700

Product name	λ	Ra		Ta	IP	Ø d [mm]	l [mm]	b [mm]
LF06S-W3F-850	not relevant	>80	≤3 sdcm	-20…+50	IP20	not relevant	6000	8
LF800S-G3-830-10	not relevant	>80		-30…+55	IP00	not relevant	10000	8
LF800S-G3-840-10	not relevant	>80		-30…+55	IP00	not relevant	10000	8
LF800S-G3-850-10	not relevant	>80		-30…+55	IP00	not relevant	10000	8
LF800S-G3-865-10	not relevant	>80		-30…+55	IP00	not relevant	10000	8
LF800S-G3-824-10	not relevant	>80		-30…+55	IP00	not relevant	10000	8
LF800S-G3-827-10	not relevant	>80		-30…+55	IP00	not relevant	10000	8

Product name	h [mm]		lm METER			Tc	t [h]		METER	
LF06S-W3F-850	2.1	5000	850	720	120	75	50000	Yes	120	A++
LF800S-G3-830-10	2.1	3000	800	1200	120	75	60000	Yes	120	A+
LF800S-G3-840-10	2.1	4000	850	1200	120	75	60000	Yes	120	A+
LF800S-G3-850-10	2.1	5000	850	1200	120	75	60000	Yes	120	A+
LF800S-G3-865-10	2.1	6500	850	1200	120	75	60000	Yes	120	A+
LF800S-G3-824-10	2.1	2400	800	1200	120	75	60000	Yes	120	A+
LF800S-G3-827-10	2.1	2700	800	1200	120	75	60000	Yes	120	A+

Product name		No.
LF06S-W3F-850	8	1
LF800S-G3-830-10	8	2
LF800S-G3-840-10	8	2
LF800S-G3-850-10	8	2
LF800S-G3-865-10	8	2
LF800S-G3-824-10	8	2
LF800S-G3-827-10	8	2

PRODUCT FEATURES

- Flexible and cuttable LED strip
- Luminous flux: up to 850 lm/m
- Module efficacy: up to 99 lm/W
- Dimmable with PWM technology
- Fine White

PRODUCT BENEFITS

- Very small LED spacing
- Great design freedom thanks to flexibility and cuttability of module
- Simple mounting and connection
- Toolless connection with the optional SLIMCONNECTsystem G2
- Easy mounting on many smooth surfaces thanks to self-adhesive tape at the back

AREAS OF APPLICATION

- Edge coupling
- Small coving
- Path lighting
- Contour accent lighting
- Signage
- Advertising and lettering

EQUIPMENT / ACCESSORIES

- Simplified connection with optional matching SLIMCONNECTsystem G2
- Quick installation with optional SLIM TRACK System
- Perfectly matched to OPTOTRONIC 24 V electronic control gears



1

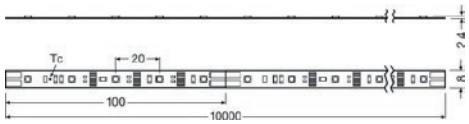

2

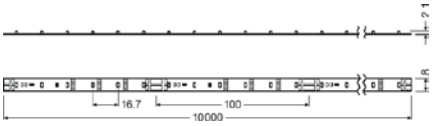

Product name	GTIN (EAN)	W	V	A	lm	lm/W	W/METER
LF06A-W3F-827	4008321973986	48	24	2	3900	81	4.1
LF06A-W3F-830	4008321973993	48	24	2	3900	90	4.1
LF06A-W3F-840	4008321974006	48	24	2	4230	98	4.1
LF06A-W3F-850	4008321974013	48	24	2	4230	98	4.1
LF06A-W3F-865	4008321974020	48	24	2	4230	98	4.1
LF05A2-B3	4052899924123	72	24	3	1100	not relevant	7.2

Product name	K	λ	Ra		Ta	IP
LF06A-W3F-827	2700		>80	≤3 sdcm	-30…75	IP20
LF06A-W3F-830	3000	not relevant	>80	≤3 sdcm	-20…+50	IP00
LF06A-W3F-840	4000	not relevant	>80	≤3 sdcm	-20…+50	IP00
LF06A-W3F-850	5000	not relevant	>80	≤3 sdcm	-20…+50	IP00
LF06A-W3F-865	6500	not relevant	>80	≤3 sdcm	-20…+50	IP00
LF05A2-B3	not relevant	not relevant	not relevant		-20…+50	IP00

Product name	Ø d [mm]	l [mm]	b [mm]	h [mm]		lm METER			Tc
LF06A-W3F-827	not relevant	10000[1]	8	2.1	2700	370	600	120	
LF06A-W3F-830	not relevant	10000[1]	8	2.1	3000	370	600	120	75
LF06A-W3F-840	not relevant	10000[1]	8	2.1	4000	400	600	120	75
LF06A-W3F-850	not relevant	10000[1]	8	2.1	5000	400	600	120	75
LF06A-W3F-865	not relevant	10000[1]	8	2.1	6500	400	600	120	75
LF05A2-B3	not relevant	10000	8	2.0		80	500	120	75

Product name	t [h]		METER			No.
LF06A-W3F-827	50000	Yes	60	A++	8	2
LF06A-W3F-830	50000	Yes	60	A++	8	2
LF06A-W3F-840	50000	Yes	60	A++	8	2
LF06A-W3F-850	50000	Yes	60	A++	8	2
LF06A-W3F-865	50000	Yes	60	A++	8	2
LF05A2-B3	50000		50		8	1

[1] LED pitch 16.7 mm

LINEARlight FLEX ADVANCED
LED modules for professional and industrial applications

PRODUCT FEATURES
- Flexible and cuttable LED strip
- Luminous flux: up to 400 lm/m
- Module efficacy: up to 88 lm/W
- Dimmable with PWM technology
- Fine White

PRODUCT BENEFITS
- Very long for seamless bands of light
- Large selection of light colors
- Great design freedom thanks to flexibility and cuttability of module
- Simple mounting and connection
- Toolless connection with the optional CONNECTsystem
- Easy mounting on many smooth surfaces thanks to self-adhesive tape at the back

AREAS OF APPLICATION
- Cove lighting
- Signage
- Advertising and lettering

EQUIPMENT / ACCESSORIES
- Simplified connection with optional matching CONNECTsystem
- Quick installation with optional SLIM TRACK System
- Perfectly matched to OPTOTRONIC 24 V electronic control gears



OSRAM



1

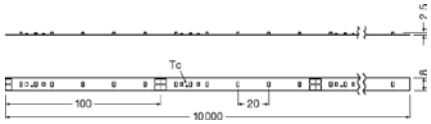

2

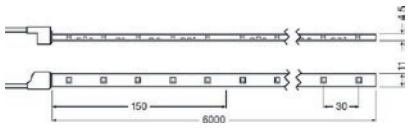

Product name	GTIN (EAN)	W	V	A	lm	lm/W	W/METER	K
LF200M-G3-BL-06	4052899500082	24.5	24	1.02	290	12	4.1	not relevant
LF200M-G3-GR-06	4052899500389	24.5	24	1.02	940	38	4.1	not relevant
LF05E2-W2F-824	4052899942790	30.0	24	1.30			3.0	2400
LF200M-G3-RE-06	4052899500365	36.0	24	1.50	840	23	6.0	not relevant
LF200M-G3-YE-06	4052899500402	36.0	24	1.50	840	23	6.0	not relevant

Product name	λ	Ra	Ta	IP	Ø d [mm]	l [mm]	b [mm]
LF200M-G3-BL-06	not relevant	not relevant	-20…+50	IP00	not relevant	6000	8
LF200M-G3-GR-06	not relevant	not relevant	-20…+50	IP00	not relevant	6000	8
LF05E2-W2F-824		>80			not relevant	10000[1]	8
LF200M-G3-RE-06	not relevant	not relevant	-20…+50	IP00	not relevant	6000	8
LF200M-G3-YE-06	not relevant	not relevant	-20…+50	IP00	not relevant	6000	8

Product name	h [mm]		lm/METER			Tc	t [h]		W/METER	
LF200M-G3-BL-06	2.5		48	200	120	75	50000	Yes	33	
LF200M-G3-GR-06	2.5		157	200	120	75	50000	Yes	33	
LF05E2-W2F-824	2.1	2400	220	500	120		50000		50	A+
LF200M-G3-RE-06	2.5		140	200	120	75	50000	Yes	33	
LF200M-G3-YE-06	2.5		140	200	120	75	50000	Yes	33	

Product name		No.
LF200M-G3-BL-06	8	2
LF200M-G3-GR-06	8	2
LF05E2-W2F-824	8	1
LF200M-G3-RE-06	8	2
LF200M-G3-YE-06	8	2

[1] LED pitch 20 mm

LINEARlight FLEX ECO
LED modules for professional and industrial applications

PRODUCT FEATURES
- Flexible and cuttable LED strip
- Luminous flux: up to 240 lm/m
- Dimmable
- Fine White (3 SDCM)

PRODUCT BENEFITS
- Very long for seamless bands of light
- Large selection of light colors
- Great design freedom thanks to flexibility and cuttability of module
- Simple mounting and connection
- Toolless connection with the optional CONNECTsystem
- Easy mounting on many smooth surfaces thanks to self-adhesive tape at the back

AREAS OF APPLICATION
- Signage

EQUIPMENT / ACCESSORIES
- Simplified connection with optional matching CONNECTsystem
- Quick installation with optional SLIM TRACK System
- Perfectly matched to OPTOTRONIC 24 V electronic control gears



OSRAM



1

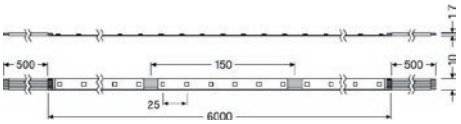

2

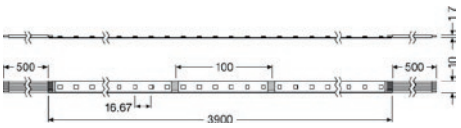

3

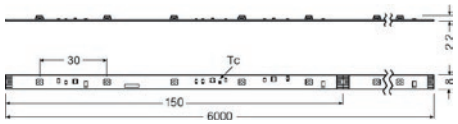

Product name	GTIN (EAN)	W	V	A	lm	lm/W	W/METER	K
LF200C-G3-RGB-06	4052899501997	39.0	24	1.63	1254	32	6.5	not relevant
LF700RGBW-G1-840-06	4052899540668	57.6	24	2.40	4182	129	9.6	4000
LF700RGBW-G1-865-06	4052899525344	57.6	24	2.40	4182	129	9.6	6500
LF700RGBW-G1-827-06	4052899525269	58.8	24	2.50	4182	121	9.8	2700
LF700RGBW-G1-830-06	4052899525306	58.8	24	2.50	4182	121	9.8	3000
LF700RGBW-G1-822-06	4052899525221	64.2	24	2.70	3942	86	10.7	2200
LF1300RGBW-G1-840-04	4052899540620	67.9	24	2.80	5041	125	17.4	4000
LF1300RGBW-G1-865-04	4052899525184	67.9	24	2.80	5041	125	17.4	6500
LF1300RGBW-G1-827-04	4052899525122	69.8	24	2.90	5041	116	17.9	2700
LF1300RGBW-G1-830-04	4052899525146	69.8	24	2.90	5041	116	17.9	3000
LF1300RGBW-G1-822-04	4052899525061	79.6	24	3.30	4729	86	19.4	2200

Product name	λ	Ra	Ta	IP	Ø d [mm]	l [mm]	b [mm]
LF200C-G3-RGB-06	not relevant	not relevant	-20…+50	IP00	not relevant	6000	8
LF700RGBW-G1-840-06	not relevant	80	-20…+50	IP00	not relevant	6000	10
LF700RGBW-G1-865-06	not relevant	80	-20…+50	IP00	not relevant	6000	10
LF700RGBW-G1-827-06	not relevant	80	-20…+50	IP00	not relevant	6000	10
LF700RGBW-G1-830-06	not relevant	80	-20…+50	IP00	not relevant	6000	10
LF700RGBW-G1-822-06	not relevant	80	-20…+50	IP00	not relevant	6000	10
LF1300RGBW-G1-840-04	not relevant	80	-20…+50	IP20	not relevant	3900	10
LF1300RGBW-G1-865-04	not relevant	80	-20…+50	IP00	not relevant	3900	10
LF1300RGBW-G1-827-04	not relevant	80	-20…+50	IP00	not relevant	3900	10
LF1300RGBW-G1-830-04	not relevant	80	-20…+50	IP00	not relevant	3900	10
LF1300RGBW-G1-822-04	not relevant	80	-20…+50	IP00	not relevant	3900	10

Product name	h [mm]		lm/METER			Tc	t[h]		cd
LF200C-G3-RGB-06	2.2		209	200	120	75	50000	Yes	not relevant
LF700RGBW-G1-840-06	1.4	4000	697	480	120	75	60000	Yes	
LF700RGBW-G1-865-06	1.4	6500	697	480	120	75	60000	Yes	
LF700RGBW-G1-827-06	1.4	2700	697	480	120	75	60000	Yes	
LF700RGBW-G1-830-06	1.4	3000	697	480	120	75	60000	Yes	
LF700RGBW-G1-822-06	1.4	2200	657	480	120	75	60000	Yes	
LF1300RGBW-G1-840-04	1.4	4000	1293	468	120	75	60000	Yes	
LF1300RGBW-G1-865-04	1.4	6500	1293	468	120	75	60000	Yes	
LF1300RGBW-G1-827-04	1.4	2700	1293	468	120	75	60000	Yes	
LF1300RGBW-G1-830-04	1.4	3000	1293	468	120	75	60000	Yes	
LF1300RGBW-G1-822-04	1.4	2200	1213	468	120	75	60000	Yes	

Product name	METER			No.
LF200C-G3-RGB-06	33		8	3
LF700RGBW-G1-840-06	80	A++	8	1
LF700RGBW-G1-865-06	80	A++	8	1
LF700RGBW-G1-827-06	80	A++	8	1
LF700RGBW-G1-830-06	80	A++	8	1
LF700RGBW-G1-822-06	80	A+	8	1
LF1300RGBW-G1-840-04	120	A++	8	2
LF1300RGBW-G1-865-04	120	A++	8	2
LF1300RGBW-G1-827-04	120	A++	8	2
LF1300RGBW-G1-830-04	120	A++	8	2
LF1300RGBW-G1-822-04	120	A+	8	2

PRODUCT FEATURES

- Flexible and cuttable LED strip with inline multichip RGB LEDs
- RGBW: full single bin on each color and white

PRODUCT BENEFITS

- Uniform color changing
- Great design freedom thanks to flexibility and cuttability of module
- Simple mounting and connection
- Type of protection: IP00
- Toolless connection with the optional CONNECTsystem for RGB
- Easy mounting on many smooth surfaces thanks to self-adhesive tape at the back

AREAS OF APPLICATION

- Effect lighting in architecture
- Injection of light into displays and low-profile light guides
- Dynamic effects in public zones

EQUIPMENT / ACCESSORIES

- Simplified connection with optional matching CONNECTsystem for RGB
- Quick installation with optional SLIM TRACK System
- Perfectly matched to OPTOTRONIC 24 V electronic control gears



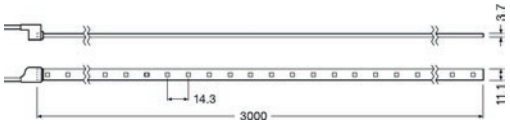

Product name	GTIN (EAN)	W	V	A	lm	lm/W	W METER	K
LFP3000-G3-960-03	4052899481374	65.4	24	2.73	9000	113	26.5	6000
LFP3000-G3-840-03	4052899481350	71.1	24	2.96	9000	127	23.7	4000
LFP3000-G3-960-03	4052899481435	79.5	24	3.31	9000	113	26.5	6000
LFP3000-G3-824-03	4052899481299	86.7	24	3.61	8400	97	28.9	2400
LFP3000-G3-930-03	4052899481398	86.7	24	3.61	8550	99	28.9	3500
LFP3000-G3-827-03	4052899481312	86.7	24	3.61	9000	104	28.9	2700
LFP3000-G3-830-03	4052899481336	86.7	24	3.61	9000	104	28.9	3000
LFP3000-G3-940-03	4052899481411	86.7	24	3.61	9000	104	28.9	4000

Product name	λ	Ra	Ta	IP	∅ d [mm]	l [mm]	b [mm]	h [mm]
LFP3000-G3-960-03	not relevant	>80	-20…+50	IP67	not relevant	3000	11.1	3.7
LFP3000-G3-840-03	not relevant	>80	-20…+50	IP67	not relevant	3000	11.1	3.7
LFP3000-G3-960-03	not relevant	>90	-20…+50	IP67	not relevant	3000	11.1	3.7
LFP3000-G3-824-03	not relevant	>80	-20…+50	IP67	not relevant	3000	11.1	3.7
LFP3000-G3-930-03	not relevant	>90	-20…+50	IP67	not relevant	3000	11.1	3.7
LFP3000-G3-827-03	not relevant	>80	-20…+50	IP67	not relevant	3000	11.1	3.7
LFP3000-G3-830-03	not relevant	>80	-20…+50	IP67	not relevant	3000	11.1	3.7
LFP3000-G3-940-03	not relevant	>90	-20…+50	IP67	not relevant	3000	11.1	3.7

Product name		lm METER			Tc	t[h]		METER		
LFP3000-G3-960-03	6000	3000	210	120	70	60000	Yes	70	A+	8
LFP3000-G3-840-03	4000	3000	210	120	70	60000	Yes	70	A+	8
LFP3000-G3-960-03	6000	3000	210	120	70	60000	Yes	70	A+	8
LFP3000-G3-824-03	2400	2800	210	120	70	60000	Yes	70	A+	8
LFP3000-G3-930-03	3500	2850	210	120	70	60000	Yes	70	A+	8
LFP3000-G3-827-03	2700	3000	210	120	70	60000	Yes	70	A+	8
LFP3000-G3-830-03	3000	3000	210	120	70	60000	Yes	70	A+	8
LFP3000-G3-940-03	4000	3000	210	120	70	60000	Yes	70	A+	8

PRODUCT FEATURES

- Flexible and cuttable LED strip
- Luminous flux: up to 3,000 lm/m
- Type of protection: IP67
- Dimmable with PWM technology
- Fine White (3.5 SDCM)

PRODUCT BENEFITS

- High luminous flux
- Great design freedom thanks to flexibility and cuttability of module
- High-performance silicone for extremely long life and flexibility
- Simple connection thanks to premounted connectors
- Extraordinary design and high quality materials
- Toolless connection only if using the optional CONNECTsystem
- Easy mounting on many smooth surfaces thanks to self-adhesive tape at the back
- Outdoor use possible: UV and salt mist resistant (UV acc. to ISO 4892-2 - Method A, salt mist acc. to IEC 60068-2-52 severity 1)

AREAS OF APPLICATION

- Facade accent lighting
- Ceiling integration
- Wall integration
- Cove lighting
- Machine lighting
- Path lighting
- Suitable for outdoor use

EQUIPMENT / ACCESSORIES

- Simplified connection with optional matching CONNECTsystem
- Quick installation with optional SLIM TRACK System
- Perfectly matched to OPTOTRONIC 24 V electronic control gears





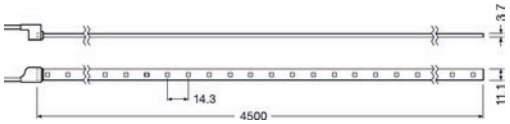

Product name	GTIN (EAN)	W	V	A	lm	lm/W	W METER	K
LFP2000-G3-860-04	4052899481213	61.20	24	2.6	8100	132	13.6	6000
LFP2000-G3-840-04	4052899481190	67.50	24	2.8	8550	127	15.0	4000
LFP2000-G3-960-04	4052899481275	73.35	24	3.1	8550	117	16.3	6000
LFP2000-G3-824-04	4052899481138	80.55	24	3.4	8100	101	17.9	2400
LFP2000-G3-930-04	4052899481237	80.55	24	3.4	8100	101	17.9	3500
LFP2000-G3-827-04	4052899481152	80.55	24	3.4	8550	106	17.9	2700
LFP2000-G3-830-04	4052899481176	80.55	24	3.4	8550	106	17.9	3000
LFP2000-G3-940-04	4052899481251	80.55	24	3.4	8550	106	17.9	4000

Product name	λ	Ra	Ta	IP	∅ d [mm]	l [mm]	b [mm]	h [mm]
LFP2000-G3-860-04	not relevant	>80	-20…+50	IP67	not relevant	4500	11.1	3.7
LFP2000-G3-840-04	not relevant	>80	-20…+50	IP67	not relevant	4500	11.1	3.7
LFP2000-G3-960-04	not relevant	>90	-20…+50	IP67	not relevant	4500	11.1	3.7
LFP2000-G3-824-04	not relevant	>80	-20…+50	IP67	not relevant	4500	11.1	3.7
LFP2000-G3-930-04	not relevant	>90	-20…+50	IP67	not relevant	4500	11.1	3.7
LFP2000-G3-827-04	not relevant	>80	-20…+50	IP67	not relevant	4500	11.1	3.7
LFP2000-G3-830-04	not relevant	>80	-20…+50	IP67	not relevant	4500	11.1	3.7
LFP2000-G3-940-04	not relevant	>90	-20…+50	IP67	not relevant	4500	11.1	3.7

Product name		lm METER			Tc	t[h]		METER		
LFP2000-G3-860-04	6000	1800	315	120	70	60000	Yes	70	A+	8
LFP2000-G3-840-04	4000	1900	315	120	70	60000	Yes	70	A+	8
LFP2000-G3-960-04	6000	1900	315	120	70	60000	Yes	70	A+	8
LFP2000-G3-824-04	2400	1800	315	120	70	60000	Yes	70	A+	8
LFP2000-G3-930-04	3500	1800	315	120	70	60000	Yes	70	A+	8
LFP2000-G3-827-04	2700	1900	315	120	70	60000	Yes	70	A+	8
LFP2000-G3-830-04	3000	1900	315	120	70	60000	Yes	70	A+	8
LFP2000-G3-940-04	4000	1900	315	120	70	60000	Yes	70	A+	8

PRODUCT FEATURES

- Flexible and cuttable LED strip
- Luminous flux: up to 2,000 lm/m
- Type of protection: IP67
- Dimmable with PWM technology
- Fine White (3.5 SDCM)

PRODUCT BENEFITS

- High luminous flux
- Great design freedom thanks to flexibility and cuttability of module
- High-performance silicone for extremely long life and flexibility
- Simple connection thanks to premounted connectors
- Extraordinary design and high quality materials
- Toolless connection only if using the optional CONNECTsystem
- Easy mounting on many smooth surfaces thanks to self-adhesive tape at the back
- Outdoor use possible: UV and salt mist resistant (UV acc. to ISO 4892-2 - Method A, salt mist acc. to IEC 60068-2-52 severity 1)

AREAS OF APPLICATION

- Facade accent lighting
- Ceiling integration
- Wall integration
- Cove lighting
- Machine lighting
- Path lighting
- Suitable for outdoor use

EQUIPMENT / ACCESSORIES

- Simplified connection with optional matching CONNECTsystem
- Quick installation with optional SLIM TRACK System
- Perfectly matched to OPTOTRONIC 24 V electronic control gears





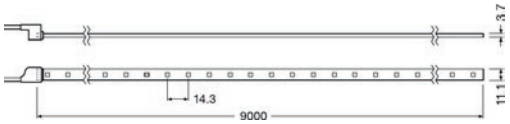

Product name	GTIN (EAN)	W	V	A	lm	lm/W	W METER	K
LFP1200-G3-860-09	4052899481701	72.9	24	3.0	9900	135	8.1	6000
LFP1200-G3-840-09	4052899481688	80.1	24	3.3	10800	135	8.9	4000
LFP1200-G3-960-09	4052899481763	90.0	24	3.8	10800	120	10.0	6000
LFP1200-G3-824-09	4052899481640	95.4	24	4.0	9900	104	10.6	2400
LFP1200-G3-930-09	4052899481725	95.4	24	4.0	9900	104	10.6	3500
LFP1200-G3-827-09	4052899481626	95.4	24	4.0	10350	108	10.6	2700
LFP1200-G3-830-09	4052899481664	95.4	24	4.0	10800	113	10.6	3000
LFP1200-G3-940-09	4052899481749	95.4	24	4.0	10800	113	10.6	4000

Product name	λ	Ra	Ta	IP	∅ d [mm]	l [mm]	b [mm]	h [mm]
LFP1200-G3-860-09	not relevant	>80	-20…+50	IP67	not relevant	9000	11.1	3.7
LFP1200-G3-840-09	not relevant	>80	-20…+50	IP67	not relevant	9000	11.1	3.7
LFP1200-G3-960-09	not relevant	>90	-20…+50	IP67	not relevant	9000	11.1	3.7
LFP1200-G3-824-09	not relevant	>80	-20…+50	IP67	not relevant	9000	11.1	3.7
LFP1200-G3-930-09	not relevant	>90	-20…+50	IP67	not relevant	9000	11.1	3.7
LFP1200-G3-827-09	not relevant	>80	-20…+50	IP67	not relevant	9000	11.1	3.7
LFP1200-G3-830-09	not relevant	>80	-20…+50	IP67	not relevant	9000	11.1	3.7
LFP1200-G3-940-09	not relevant	>90	-20…+50	IP67	not relevant	9000	11.1	3.7

Product name		lm METER			Tc	t[h]		lm METER		
LFP1200-G3-860-09	6000	1100	630	120	70	60000	Yes	70	A++	8
LFP1200-G3-840-09	4000	1200	630	120	70	60000	Yes	70	A++	8
LFP1200-G3-960-09	6000	1200	630	120	70	60000	Yes	70	A+	8
LFP1200-G3-824-09	2400	1100	630	120	70	60000	Yes	70	A+	8
LFP1200-G3-930-09	3500	1100	630	120	70	60000	Yes	70	A+	8
LFP1200-G3-827-09	2700	1150	630	120	70	60000	Yes	70	A+	8
LFP1200-G3-830-09	3000	1200	630	120	70	60000	Yes	70	A+	8
LFP1200-G3-940-09	4000	1200	630	120	70	60000	Yes	70	A+	8

PRODUCT FEATURES

- Flexible and cuttable LED strip
- Luminous flux: up to 1,200 lm/m
- Type of protection: IP67
- Dimmable with PWM technology
- Fine White (3.5 SDCM)

PRODUCT BENEFITS

- High luminous flux
- Great design freedom thanks to flexibility and cuttability of module
- High-performance silicone for extremely long life and flexibility
- Simple connection thanks to premounted connectors
- Extraordinary design and high quality materials
- Toolless connection only if using the optional CONNECTsystem
- Easy mounting on many smooth surfaces thanks to self-adhesive tape at the back
- Outdoor use possible: UV and salt mist resistant (UV acc. to ISO 4892-2 - Method A, salt mist acc. to IEC 60068-2-52 severity 1)

AREAS OF APPLICATION

- Facade accent lighting
- Ceiling integration
- Wall integration
- Cove lighting
- Machine lighting
- Path lighting
- Suitable for outdoor use

EQUIPMENT / ACCESSORIES

- Simplified connection with optional matching CONNECTsystem
- Quick installation with optional SLIM TRACK System
- Perfectly matched to OPTOTRONIC 24 V electronic control gears



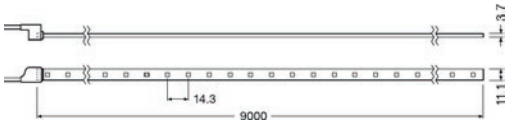

Product name	GTIN (EAN)	W	V	A	lm	lm/W	W/METER	K
LFP800-G3-827-09	4052899481589	63.72	24	2.7	7200	113	7.1	2700
LFP800-G3-824-09	4052899481565	68.04	24	2.9	7200	106	7.6	2400

Product name	λ	Ra	Ta	IP	⌀d [mm]	l [mm]	b [mm]	h [mm]
LFP800-G3-827-09	not relevant	>80	-20…+50	IP67	not relevant	9000	11.1	3.7
LFP800-G3-824-09	not relevant	>80	-20…+50	IP67	not relevant	9000	11.1	3.7

Product name		lm/METER			Tc	t[h]		lm/METER		
LFP800-G3-827-09	2700	800	630	120	70	60000	Yes	70	A++	8
LFP800-G3-824-09	2400	800	630	120	70	60000	Yes	70	A+	8

PRODUCT FEATURES

- Flexible and cuttable LED strip
- Luminous flux: up to 800 lm/m
- Type of protection: IP67
- Dimmable with PWM technology
- Fine White (3.5 SDCM)

PRODUCT BENEFITS

- High luminous flux
- Great design freedom thanks to flexibility and cuttability of module
- High-performance silicone for extremely long life and flexibility
- Simple connection thanks to premounted connectors
- Extraordinary design and high quality materials
- Toolless connection only if using the optional CONNECTsystem
- Easy mounting on many smooth surfaces thanks to self-adhesive tape at the back
- Outdoor use possible: UV and salt mist resistant (UV acc. to ISO 4892-2 - Method A, salt mist acc. to IEC 60068-2-52 severity 1)

AREAS OF APPLICATION

- Facade accent lighting
- Ceiling integration
- Wall integration
- Cove lighting
- Machine lighting
- Path lighting
- Suitable for outdoor use

EQUIPMENT / ACCESSORIES

- Simplified connection with optional matching CONNECTsystem
- Quick installation with optional SLIM TRACK System
- Perfectly matched to OPTOTRONIC 24 V electronic control gears





Product name	GTIN (EAN)	W	V	W METER	K		lm METER		METER
LF06S-840-P	4052899092150	57.6	24	9.6	4000	4000	700	120	120
LFP800S-G3-840-10	4052899953369	77.0	24	7.7	4000	4000	760	120	120
LFP800S-G3-830-10	4052899953352	83.0	24	8.3	3000	3000	760	120	120
LFP800S-G3-856-10	4052899953376	83.0	24	7.7	5600	5600	810	120	120
LFP800S-G3-880-10	4052899953383	83.0	24	8.3	8000	8000	810	120	120

Product name		
LF06S-840-P	A+	8
LFP800S-G3-840-10	A+	8
LFP800S-G3-830-10	A+	8
LFP800S-G3-856-10	A+	8
LFP800S-G3-880-10	A+	8

PRODUCT FEATURES

- Flexible and cuttable LED strip
- Luminous flux: up to 810 lm/m
- Type of protection: IP67
- Dimmable with PWM technology
- Fine White (3.5 SDCM)

PRODUCT BENEFITS

- Very small LED spacing
- Outdoor use possible: UV and salt mist resistant (UV acc. to ISO 4892-2 - Method A, salt mist acc. to IEC 60068-2-52 severity 1)
- Great design freedom thanks to flexibility and cuttability of module
- High-performance silicone for extremely long life and flexibility
- Simple connection thanks to premounted connectors
- Extraordinary design and high quality materials
- Easy mounting on many smooth surfaces thanks to self-adhesive tape at the back

AREAS OF APPLICATION

- Suitable for outdoor use

EQUIPMENT / ACCESSORIES

- Simplified connection with optional matching CONNECTsystem
- Quick installation with optional SLIM TRACK System
- Perfectly matched to OPTOTRONIC 24 V electronic control gears



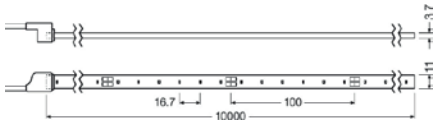

Product name	GTIN (EAN)	W	V	A	lm	lm/W	W METER	K
LF06A-W3F-830-P	4008321789983	42	24	1.80	3500	93	4.2	3000
LF06A-W3F-840-P	4008321790125	42	24	1.80	3900	93	4.2	4000
LF06A-W3F-870-P	4008321790149	42	24	1.80	3900	98	4.2	7000
LF06A-W3F-827-P	4052899557765	42	24	1.75	4000	95	4.2	2700

Product name	λ	Ra		Ta	IP	Ø d [mm]	l [mm]	b [mm]
LF06A-W3F-830-P	not relevant	>80		-20…+50	IP67	not relevant	10000	11
LF06A-W3F-840-P	not relevant	>80		-20…+50	IP67	not relevant	10000	11
LF06A-W3F-870-P	not relevant	>80	≤3 sdcm	-20…+50	IP67	not relevant	10000	11
LF06A-W3F-827-P	not relevant	>80		-20…+50	IP67	not relevant	10000	11

Product name	h [mm]		lm METER			Tc	t[h]		METER	
LF06A-W3F-830-P	3.7	3000	390	600	120	75	50000	Yes	60	A++
LF06A-W3F-840-P	3.7	4000	390	600	120	75	50000	Yes	60	A++
LF06A-W3F-870-P	3.7	7000	420	600	120	75	50000	Yes	60	A++
LF06A-W3F-827-P	4.0	2700	400	600	120	70	50000	Yes	60	A++

Product name	
LF06A-W3F-830-P	8
LF06A-W3F-840-P	8
LF06A-W3F-870-P	8
LF06A-W3F-827-P	8

PRODUCT FEATURES

- Flexible and cuttable LED strip
- Luminous flux: up to 420 lm/m
- Type of protection: IP67
- Dimmable with PWM technology
- Fine White (3.5 SDCM)
- Salt mist proof

PRODUCT BENEFITS

- Very long for seamless bands of light
- Great design freedom thanks to flexibility and cuttability of module
- High-performance silicone for extremely long life and flexibility
- Simple connection thanks to premounted connectors
- Extraordinary design and high quality materials
- Toolless connection with the optional CONNECTsystem
- Easy mounting on many smooth surfaces thanks to self-adhesive tape at the back

AREAS OF APPLICATION

- Cove lighting
- Wall integration
- Hand rails and corridors
- Machine lighting
- Path lighting
- Signage
- Suitable for outdoor use

EQUIPMENT / ACCESSORIES

- Simplified connection with optional matching CONNECTsystem
- Quick installation with optional SLIM TRACK System
- Perfectly matched to OPTOTRONIC 24 V electronic control gears



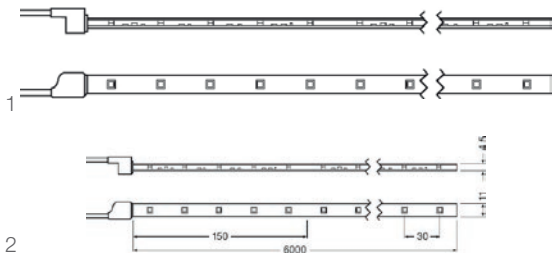

Product name	GTIN (EAN)	W	V	A	lm	lm/W	W/METER
LFP200M-G3-BL-06	4052899500525	24.5	24	1.02	290	12	4.1
LF05E-T2-P	4008321616951	24.5	24		940	not relevant	4.1
LFP200M-G3-GR-06	4052899500563	24.5	24	1.02	940	38	4.1
LF05E-Y1-P	4008321616975	36.0	24		840	not relevant	6.0
LFP200M-G3-RE-06	4052899500549	36.0	24	1.5	840	23	6.0
LFP200M-G3-YE-06	4052899500587	36.0	24	1.5	840	23	6.0

Product name	K	λ	Ra	Ta	IP	Ø d [mm]
LFP200M-G3-BL-06	not relevant	not relevant	not relevant	-20…+50	IP67	not relevant
LF05E-T2-P	not relevant	not relevant	not relevant	-20…+50	IP67	not relevant
LFP200M-G3-GR-06	not relevant	not relevant	not relevant	-20…+50	IP67	not relevant
LF05E-Y1-P	not relevant	not relevant	not relevant	-20…+50	IP67	not relevant
LFP200M-G3-RE-06	not relevant	not relevant	not relevant	-20…+50	IP67	not relevant
LFP200M-G3-YE-06	not relevant	not relevant	not relevant	-20…+50	IP67	not relevant

Product name	l [mm]	b [mm]	h [mm]	lm/METER			Tc	t[h]	
LFP200M-G3-BL-06	6000	11	4.5	48	200	120	70	50000	Yes
LF05E-T2-P	6000[1]	11	4.5	157	200	120	75	50000	Yes
LFP200M-G3-GR-06	6000	11	4.5	157	200	120	70	50000	Yes
LF05E-Y1-P	6000[1]	11	4.5	140	200	120	75	50000	Yes
LFP200M-G3-RE-06	6000	11	4.5	140	200	120	70	50000	Yes
LFP200M-G3-YE-06	6000	11	4.5	140	200	120	70	50000	Yes

Product name	cd		lm/METER		No.
LFP200M-G3-BL-06		33	8	1	
LF05E-T2-P	not relevant	33	8	2	
LFP200M-G3-GR-06		33	8	1	
LF05E-Y1-P	not relevant	33	8	2	
LFP200M-G3-RE-06		33	8	1	
LFP200M-G3-YE-06		33	8	1	

[1] LED pitch 30 mm

PRODUCT FEATURES

- Flexible and cuttable LED strip
- Luminous flux: up to 200 lm/m
- Type of protection: IP67
- Dimmable with PWM technology
- Fine White (3.5 SDCM)
- Salt mist proof

PRODUCT BENEFITS

- Large selection of light colors
- Great design freedom thanks to flexibility and cuttability of module
- High-performance silicone for extremely long life and flexibility
- Simple connection thanks to premounted connectors
- Extraordinary design and high quality materials
- Toolless connection with the optional CONNECTsystem
- Easy mounting on many smooth surfaces thanks to self-adhesive tape at the back

AREAS OF APPLICATION

- Decorative applications
- Wall integration
- Backlighting of complex structures
- Path lighting
- Signage
- Suitable for outdoor use

EQUIPMENT / ACCESSORIES

- Simplified connection with optional matching CONNECTsystem
- Quick installation with optional SLIM TRACK System
- Perfectly matched to OPTOTRONIC 24 V electronic control gears



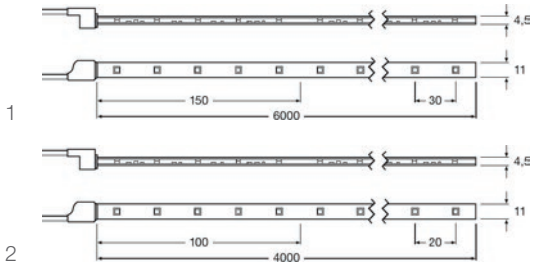

Product name	GTIN (EAN)	W	V	A	lm	lm/W	W METER	K
LFP200C-G3-RGB-06	4052899501973	39	24	1.63	1254	32	6.5	not relevant
LF05CA-RGB3-P	4008321977205	72	24	3.00	1740	24	18.0	not relevant

Product name	λ	Ra	Ta	IP	Ø d [mm]	l [mm]	b [mm]
LFP200C-G3-RGB-06	not relevant	not relevant	-20…+50	IP67	not relevant	6000	11
LF05CA-RGB3-P	not relevant	>80	-20…+50	IP67	not relevant	4000[1]	11

Product name	h [mm]	lm METER			Tc	t[h]		cd	
LFP200C-G3-RGB-06	4.5	209	200	120	70	50000	Yes	not relevant	33
LF05CA-RGB3-P	4.5	435	200	120	75	50000	Yes	not relevant	50

Product name		No.
LFP200C-G3-RGB-06	8	1
LF05CA-RGB3-P	8	2

[1] LED pitch 20 mm

PRODUCT FEATURES

- Flexible and cuttable LED strip with inline multichip RGB LEDs
- Type of protection: IP67
- Dimmable with PWM technology
- Salt mist proof

PRODUCT BENEFITS

- Uniform color changing
- Great design freedom thanks to flexibility and cuttability of module
- High-performance silicone for extremely long life and flexibility
- Simple connection thanks to premounted connectors
- Extraordinary design and high quality materials
- Toolless connection with the optional CONNECTsystem
- Easy mounting on many smooth surfaces thanks to self-adhesive tape at the back

AREAS OF APPLICATION

- Facade accent lighting
- Effect lighting in architecture
- Edge coupling
- Path lighting
- Suitable for outdoor use

EQUIPMENT / ACCESSORIES

- Simplified connection with optional matching CONNECTsystem
- Quick installation with optional SLIM TRACK System
- Perfectly matched to OPTOTRONIC 24 V electronic control gears

LINEARlight FLEX DIFFUSE Side White
– LED modules for professional and industrial applications

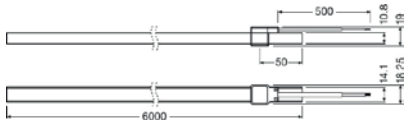

Product name	GTIN (EAN)	W	V	W METER	K		lm METER	lm MODUL	
LFD400S-G1-865-06	4052899953642	43.2	24	7.2	6500	6500	350	2100	A
LFD400S-G1-827-06	4052899953611	43.2	24	7.2	2700	2700	410	2460	A+
LFD400S-G1-830-06	4052899953628	43.2	24	7.2	3000	3000	410	2460	A+
LFD400S-G1-840-06	4052899953635	43.2	24	7.2	4000	4000	410	2460	A+
LFD600S-G1-865-06	4052899500044	69.2	24	11.5	6500	6500	530	3180	A
LFD600S-G1-827-06	4052899499928	69.2	24	11.5	2700	2700	600	3600	A
LFD600S-G1-830-06	4052899499966	69.2	24	11.5	3000	3000	600	3600	A
LFD600S-G1-840-06	4052899500006	69.2	24	11.5	4000	4000	600	3600	A

Product name	
LFD400S-G1-865-06	6
LFD400S-G1-827-06	6
LFD400S-G1-830-06	6
LFD400S-G1-840-06	6
LFD600S-G1-865-06	6
LFD600S-G1-827-06	6
LFD600S-G1-830-06	6
LFD600S-G1-840-06	6

PRODUCT FEATURES

- Diffused light lines without visible spots
- Flexible and cuttable module to support design freedom
- Long operational length per single power feed possible (up to 6m)
- Ideal for luminaire designs
- Extra strong self-adhesive backside for easy mounting
- 24V technology for easy dimensioning
- Recommended in system use with OPTOTRONIC
- Increased reliability due to single piece reel-to-reel technology
- Dimmable with PWM technology

PRODUCT BENEFITS

- IP67 protection with high performance silicone
- Outdoor use possible: UV and salt mist resistant (UV acc. to ISO 4892-2 - Method A, salt mist acc. to IEC 60068-2-52 severity 1)

AREAS OF APPLICATION

- Individual and customized luminaires
- Organic shaped luminaires
- Architectural Integration – e.g. coves, walls
- Object integration – e.g. handrails
- Signage and illuminated advertising

OSRAM

LINEARlight FLEX DIFFUSE Top White
– LED modules for professional and industrial applications

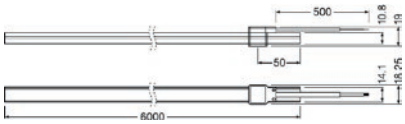

Product name	GTIN (EAN)	W	V	W METER	K		lm METER		
LFD400T-G1-865-06	4052899953543	43.2	24	7.2	6500	6500	460	A+	6
LFD400T-G1-840-06	4052899953536	43.2	24	7.2	4000	4000	480	A+	6
LFD400T-G1-827-06	4052899953512	43.2	24	7.2	2700	2700	490	A+	6
LFD400T-G1-830-06	4052899953529	43.2	24	7.2	3000	3000	490	A+	6
LFD800T-G1-865-06	4052899499881	69.2	24	11.5	6500	6500	660	A	6
LFD800T-G1-840-06	4052899499843	69.2	24	11.5	4000	4000	720	A	6
LFD800T-G1-827-06	4052899499768	69.2	24	11.5	2700	2700	750	A	6
LFD800T-G1-830-06	4052899499805	69.2	24	11.5	3000	3000	750	A	6

PRODUCT FEATURES

- Diffused light lines without visible spots
- Flexible and cuttable module to support design freedom
- Long operational length per single power feed possible (up to 6m)
- Ideal for luminaire designs
- Extra strong self-adhesive backside for easy mounting
- 24V technology for easy dimensioning
- Recommended in system use with OPTOTRONIC
- Increased reliability due to single piece reel-to-reel technology
- Dimmable with PWM technology

AREAS OF APPLICATION

- Individual and customized luminaires
- Organic shaped luminaires
- Architectural Integration – e.g. coves, walls
- Object integration – e.g. handrails
- Signage and illuminated advertising

PRODUCT BENEFITS

- IP67 protection with high performance silicone
- Outdoor use possible: UV and salt mist resistant (UV acc. to ISO 4892-2 - Method A, salt mist acc. to IEC 60068-2-52 severity 1)

OSRAM



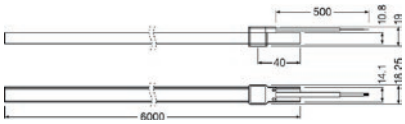

Product name	GTIN (EAN)	W	V	W METER	lm METER	
LFD400MS-G1-BL-06	4052899953659	72	24	12	55	6
LFD400MS-G1-YE-06	4052899953680	72	24	12	150	6
LFD400MS-G1-OR-06	4052899953697	72	24	12	160	6
LFD400MS-G1-RE-06	4052899953673	72	24	12	240	6
LFD400MS-G1-GR-06	4052899953666	72	24	12	260	6

PRODUCT FEATURES

- Diffused light lines without visible spots
- Flexible and cuttable module to support design freedom
- Long operational length per single power feed possible (up to 6m)
- Ideal for luminaire designs
- Extra strong self-adhesive backside for easy mounting
- 24V technology for easy dimensioning
- Recommended in system use with OPTOTRONIC
- Increased reliability due to single piece reel-to-reel technology
- Dimmable with PWM technology

AREAS OF APPLICATION

- Individual and customized luminaires
- Organic shaped luminaires
- Architectural Integration – e.g. coves, walls
- Object integration – e.g. handrails
- Signage and illuminated advertising

PRODUCT BENEFITS

- IP67 protection with high performance silicone
- Outdoor use possible: UV and salt mist resistant (UV acc. to ISO 4892-2 - Method A, salt mist acc. to IEC 60068-2-52 severity 1)

OSRAM



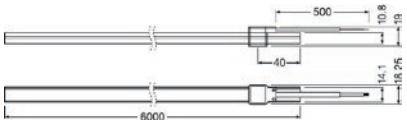

Product name	GTIN (EAN)	W	V	W METER	lm METER	
LFD400MT-G1-BL-06	4052899953550	72	24	12	60	6
LFD400MT-G1-YE-06	4052899953581	72	24	12	162	6
LFD400MT-G1-OR-06	4052899953598	72	24	12	175	6
LFD400MT-G1-GR-06	4052899953567	72	24	12	285	6
LFD400MT-G1-RE-06	4052899953574	72	24	12	320	6

PRODUCT FEATURES

- Diffused light lines without visible spots
- Flexible and cuttable module to support design freedom
- Long operational length per single power feed possible (up to 6m)
- Ideal for luminaire designs
- Extra strong self-adhesive backside for easy mounting
- 24V technology for easy dimensioning
- Recommended in system use with OPTOTRONIC
- Increased reliability due to single piece reel-to-reel technology
- Dimmable with PWM technology

AREAS OF APPLICATION

- Individual and customized luminaires
- Organic shaped luminaires
- Architectural Integration – e.g. coves, walls
- Object integration – e.g. handrails
- Signage and illuminated advertising

PRODUCT BENEFITS

- IP67 protection with high performance silicone
- Outdoor use possible: UV and salt mist resistant (UV acc. to ISO 4892-2 - Method A, salt mist acc. to IEC 60068-2-52 severity 1)

VALUE Flex 2400S

LED modules for semi-professional applications



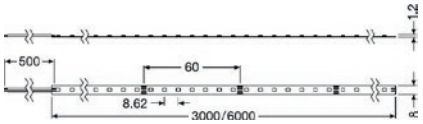

Product name	GTIN (EAN)	W	V	A	lm	lm/W	W/METER	K
VF2400S-G3-827-03	4052899528871	60	24	2.5	6300	105	20	2700
VF2400S-G3-830-03	4052899528895	60	24	2.5	6600	110	20	3000
VF2400S-G3-840-03	4052899528918	60	24	2.5	7200	120	20	4000
VF2400S-G3-865-03	4052899528932	60	24	2.5	7200	120	20	6500

Product name	λ	Ra	Ta	IP	⌀d [mm]	l [mm]	b [mm]	h [mm]
VF2400S-G3-827-03	not relevant	>80	-25…+55	IP20	not relevant	3000	8	1.5
VF2400S-G3-830-03	not relevant	>80	-25…+55	IP20	not relevant	3000	8	1.5
VF2400S-G3-840-03	not relevant	>80	-25…+55	IP20	not relevant	3000	8	1.5
VF2400S-G3-865-03	not relevant	>80	-25…+55	IP20	not relevant	3000	8	1.5

Product name		lm/METER			t[h]		METER		
VF2400S-G3-827-03	2700	2100	350	120	35000	Yes	116	A+	10
VF2400S-G3-830-03	3000	2200	350	120	35000	Yes	116	A+	10
VF2400S-G3-840-03	4000	2400	350	120	35000	Yes	116	A+	10
VF2400S-G3-865-03	6500	2400	350	120	35000	Yes	116	A+	10

PRODUCT FEATURES

- Available with light color: Warm White, Cool White
- Luminous flux: up to 2400 lm/m
- High color consistency: 4 SDCM
- Self-cooling
- Beam angle per module: 120°
- Dimmable with suitable OPTOTRONIC control gears
- Type of protection: IP20

AREAS OF APPLICATION

- Hospitality
- Signage
- Architecture lighting
- Cove lighting
- General illumination
- Wall integration
- Display cabinet lighting

PRODUCT BENEFITS

- Energy saving low-power flexible LED strip
- Pre-wired LED strip, simple and quick plug-and-play installation
- Good light output due to homogeneous LED distance and high color consistency
- Easy mounting on many smooth surfaces thanks to self-adhesive tape at the back
- Easy installation with optional track system
- Easy to cut and reconnect to the reliable SLIMCONNECT system

EQUIPMENT / ACCESSORIES

- SLIMCONNECT system FLEX IP54 connector
- Optional Track system
- ELEMENT LED drivers
- OPTOTRONIC LED drivers

OSRAM

VALUE Flex 2000
LED modules for semi-professional applications



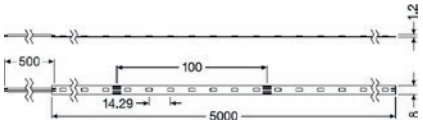

Product name	GTIN (EAN)	W	V	A	lm	lm/W	W METER	K
VF2000-G3-827-05	4052899528956	72	24	3	9000	125	14.4	2700
VF2000-G3-830-05	4052899528970	72	24	3	9500	132	14.4	3000
VF2000-G3-840-05	4052899528994	72	24	3	10000	139	14.4	4000
VF2000-G3-865-05	4052899529014	72	24	3	10000	139	14.4	6500

Product name	λ	Ra	Ta	IP	∅ d [mm]	l [mm]	b [mm]	h [mm]
VF2000-G3-827-05	not relevant	>80	-25…+55	IP20	not relevant	5000	8	1.3
VF2000-G3-830-05	not relevant	>80	-25…+55	IP20	not relevant	5000	8	1.3
VF2000-G3-840-05	not relevant	>80	-25…+55	IP20	not relevant	5000	8	1.3
VF2000-G3-865-05	not relevant	>80	-25…+55	IP20	not relevant	5000	8	1.3

Product name		lm METER			t[h]		METER			
VF2000-G3-827-05	2700	1800	350	120	35000	Yes	70	A+	10	
VF2000-G3-830-05	3000	1900	350	120	35000	Yes	70	A+	10	
VF2000-G3-840-05	4000	2000	350	120	35000	Yes	70	A+	10	
VF2000-G3-865-05	6500	2000	350	120	35000	Yes	70	A+	10	

PRODUCT FEATURES

- Available with light color: Warm White, Cool White
- Luminous flux: up to 2,000 lm/m
- High color consistency: 4 SDCM
- Self-cooling
- Beam angle per module: 120°
- Dimmable with suitable OPTOTRONIC control gears
- Type of protection: IP20

AREAS OF APPLICATION

- Hospitality
- Signage
- Architecture lighting
- Cove lighting
- General illumination
- Wall integration
- Display cabinet lighting

PRODUCT BENEFITS

- Energy saving low-power flexible LED strip
- Pre-wired LED strip, simple and quick plug-and-play installation
- Good light output due to homogeneous LED distance and high color consistency
- Easy mounting on many smooth surfaces thanks to self-adhesive tape at the back
- Easy installation with optional track system
- Easy to cut and reconnect to the reliable SLIMCONNECT system

EQUIPMENT / ACCESSORIES

- SLIMCONNECT system FLEX IP54 connector
- Optional Track system
- ELEMENT LED drivers
- OPTOTRONIC LED drivers

OSRAM

VALUE Flex 1500
LED modules for semi-professional applications



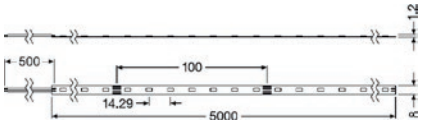

Product name	GTIN (EAN)	W	V	W METER	K		lm METER		METER
VF1500-G3-827-05	4052899526051	57.5	24	11.5	2700	2700	1445	120	70
VF1500-G3-830-05	4052899526075	57.5	24	11.5	3000	3000	1520	120	70
VF1500-G3-840-05	4052899526099	57.5	24	11.5	4000	4000	1600	120	70
VF1500-G3-865-05	4052899526112	57.5	24	11.5	6500	6500	1600	120	70

Product name		
VF1500-G3-827-05	A+	10
VF1500-G3-830-05	A+	10
VF1500-G3-840-05	A++	10
VF1500-G3-865-05	A++	10

PRODUCT FEATURES

- Available with light color: Warm White, Cool White
- Luminous flux: up to 1600 lm/m
- High color consistency: 4 SDCM
- Self-cooling
- Beam angle per module: 120°
- Dimmable with suitable OPTOTRONIC control gears
- Type of protection: IP20

AREAS OF APPLICATION

- Hospitality
- Signage
- Architecture lighting
- Cove lighting
- General illumination
- Wall integration
- Display cabinet lighting

PRODUCT BENEFITS

- Energy saving low-power flexible LED strip
- Pre-wired LED strip, simple and quick plug-and-play installation
- Good light output due to homogeneous LED distance and high color consistency
- Easy mounting on many smooth surfaces thanks to self-adhesive tape at the back
- Easy installation with optional track system
- Easy to cut and reconnect to the reliable SLIMCONNECT system

EQUIPMENT / ACCESSORIES

- SLIMCONNECT system FLEX IP54 connector
- Optional Track system
- ELEMENT LED drivers
- OPTOTRONIC LED drivers

OSRAM

VALUE Flex 1200S

LED modules for semi-professional applications



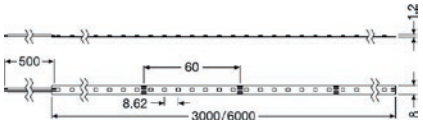

Product name	GTIN (EAN)	W	V	A	lm	lm/W	W/METER	K
VF1200S-G3-827-06	4052899528796	60	24	2.5	6600	110	10	2700
VF1200S-G3-830-06	4052899528819	60	24	2.5	6900	115	10	3000
VF1200S-G3-840-06	4052899528833	60	24	2.5	7200	120	10	4000
VF1200S-G3-865-06	4052899528857	60	24	2.5	7200	120	10	6500

Product name	λ	Ra	Ta	IP	⌀d [mm]	l [mm]	b [mm]	h [mm]
VF1200S-G3-827-06	not relevant	>80	-25…+55	IP20	not relevant	6000	8	1.3
VF1200S-G3-830-06	not relevant	>80	-25…+55	IP20	not relevant	6000	8	1.5
VF1200S-G3-840-06	not relevant	>80	-25…+55	IP20	not relevant	6000	8	1.5
VF1200S-G3-865-06	not relevant	>80	-25…+55	IP20	not relevant	6000	8	1.5

Product name		lm/METER			t[h]		METER		
VF1200S-G3-827-06	2700	1100	700	120	35000	Yes	116	A+	10
VF1200S-G3-830-06	3000	1150	700	120	35000	Yes	116	A+	10
VF1200S-G3-840-06	4000	1200	700	120	35000	Yes	116	A+	10
VF1200S-G3-865-06	6500	1200	700	120	35000	Yes	116	A+	10

PRODUCT FEATURES

- Available with light color: Warm White, Cool White
- Luminous flux: up to 1,200 lm/m
- High color consistency: 4 SDCM
- Self-cooling
- Beam angle per module: 120°
- Dimmable with suitable OPTOTRONIC control gears
- Type of protection: IP20

AREAS OF APPLICATION

- Hospitality
- Signage
- Architecture lighting
- Cove lighting
- General illumination
- Wall integration
- Display cabinet lighting

PRODUCT BENEFITS

- Energy saving low-power flexible LED strip
- Pre-wired LED strip, simple and quick plug-and-play installation
- Good light output due to homogeneous LED distance and high color consistency
- Easy mounting on many smooth surfaces thanks to self-adhesive tape at the back
- Easy installation with optional track system
- Easy to cut and reconnect to the reliable SLIMCONNECT system

EQUIPMENT / ACCESSORIES

- SLIMCONNECT system FLEX IP54 connector
- Optional Track system
- ELEMENT LED drivers
- OPTOTRONIC LED drivers

OSRAM

VALUE Flex 1000

LED modules for semi-professional applications



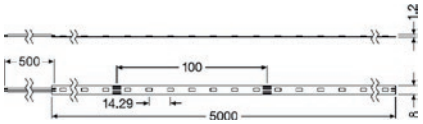

Product name	GTIN (EAN)	W	V	A	lm	lm/W	W METER	K
VF1000-G3-827-05	4052899525894	38	24	1.6	4500	118	7.6	2700
VF1000-G3-830-05	4052899525917	38	24	1.6	4750	125	7.6	3000
VF1000-G3-840-05	4052899525931	38	24	1.6	5000	132	7.6	4000
VF1000-G3-865-05	4052899525955	38	24	1.6	5000	132	7.6	6500

Product name	λ	Ra	Ta	IP	⌀ d [mm]	l [mm]	b [mm]	h [mm]
VF1000-G3-827-05	not relevant	>80	-25…+55	IP20	not relevant	5000	8	1.3
VF1000-G3-830-05	not relevant	>80	-25…+55	IP20	not relevant	5000	8	1.5
VF1000-G3-840-05	not relevant	>80	-25…+55	IP20	not relevant	5000	8	1.3
VF1000-G3-865-05	not relevant	>80	-25…+55	IP20	not relevant	5000	8	1.3

Product name		lm METER			t[h]		METER			
VF1000-G3-827-05	2700	900	350	120	35000	Yes	70	A+	10	
VF1000-G3-830-05	3000	950	350	120	35000	Yes	70	A+	10	
VF1000-G3-840-05	4000	1000	350	120	35000	Yes	70	A+	10	
VF1000-G3-865-05	6500	1000	350	120	35000	Yes	70	A+	10	

PRODUCT FEATURES

- Available with light color: Warm White, Cool White
- Luminous flux: up to 1000 lm/m
- High color consistency: 4 SDCM
- Self-cooling
- Beam angle per module: 120°
- Dimmable with suitable OPTOTRONIC control gears
- Type of protection: IP20

AREAS OF APPLICATION

- Hospitality
- Signage
- Architecture lighting
- Cove lighting
- General illumination
- Wall integration
- Display cabinet lighting

PRODUCT BENEFITS

- Energy saving low-power flexible LED strip
- Pre-wired LED strip, simple and quick plug-and-play installation
- Good light output due to homogeneous LED distance and high color consistency
- Easy mounting on many smooth surfaces thanks to self-adhesive tape at the back
- Easy installation with optional track system
- Easy to cut and reconnect to the reliable SLIMCONNECT system

EQUIPMENT / ACCESSORIES

- SLIMCONNECT system FLEX IP54 connector
- Optional Track system
- ELEMENT LED drivers
- OPTOTRONIC LED drivers

OSRAM

VALUE Flex 800S

LED modules for semi-professional applications



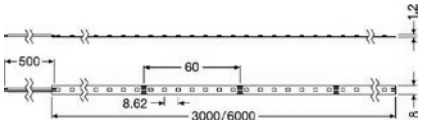

Product name	GTIN (EAN)	W	V	A	lm	lm/W	W METER	K
VF800S-G3-827-06	4052899526136	38.5	24	1.6	5100	132	6.4	2700
VF800S-G3-830-06	4052899526150	38.5	24	1.6	5340	139	6.4	3000
VF800S-G3-840-06	4052899526174	38.5	24	1.6	5640	146	6.4	4000
VF800S-G3-865-06	4052899526198	38.5	24	1.6	5640	146	6.4	6500

Product name	λ	Ra	Ta	IP	⌀ d [mm]	l [mm]	b [mm]	h [mm]
VF800S-G3-827-06	not relevant	>80	-25…+55	IP20	not relevant	6000	8	1.5
VF800S-G3-830-06	not relevant	>80	-25…+55	IP20	not relevant	6000	8	1.5
VF800S-G3-840-06	not relevant	>80	-25…+55	IP20	not relevant	6000	8	1.5
VF800S-G3-865-06	not relevant	>80	-25…+55	IP20	not relevant	6000	8	1.5

Product name		lm METER			t[h]		METER		
VF800S-G3-827-06	2700	850	700	120	35000	Yes	116	A++	10
VF800S-G3-830-06	3000	890	700	120	35000	Yes	116	A++	10
VF800S-G3-840-06	4000	940	700	120	35000	Yes	116	A++	10
VF800S-G3-865-06	6500	940	700	120	35000	Yes	116	A++	10

PRODUCT FEATURES

- Available with light color: Warm White, Cool White
- Luminous flux: up to 940 lm/m
- High color consistency: 4 SDCM
- Self-cooling
- Beam angle per module: 120°
- Dimmable with suitable OPTOTRONIC control gears
- Type of protection: IP20

AREAS OF APPLICATION

- Hospitality
- Signage
- Architecture lighting
- Cove lighting
- General illumination
- Wall integration
- Display cabinet lighting

PRODUCT BENEFITS

- Energy saving low-power flexible LED strip
- Pre-wired LED strip, simple and quick plug-and-play installation
- Good light output due to homogeneous LED distance and high color consistency
- Easy mounting on many smooth surfaces thanks to self-adhesive tape at the back
- Easy installation with optional track system
- Easy to cut and reconnect to the reliable SLIMCONNECT system

EQUIPMENT / ACCESSORIES

- SLIMCONNECT system FLEX IP54 connector
- Optional Track system
- ELEMENT LED drivers
- OPTOTRONIC LED drivers

OSRAM

VALUE Flex 600
LED modules for semi-professional applications



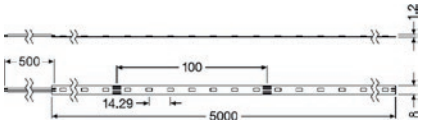

Product name	GTIN (EAN)	W	V	W METER	K		lm METER		METER
VF600-G3-827-05	4052899525979	23	24	4.6	2700	2700	620	120	70
VF600-G3-830-05	4052899525993	23	24	4.6	3000	3000	655	120	70
VF600-G3-840-05	4052899526013	23	24	4.6	4000	4000	690	120	70
VF600-G3-865-05	4052899526037	23	24	4.6	6500	6500	690	120	70

Product name		
VF600-G3-827-05	A++	10
VF600-G3-830-05	A++	10
VF600-G3-840-05	A++	10
VF600-G3-865-05	A++	10

PRODUCT FEATURES

- Available with light color: Warm White, Cool White
- Luminous flux: up to 690 lm/m
- High color consistency: 4 SDCM
- Self-cooling
- Beam angle per module: 120°
- Dimmable with suitable OPTOTRONIC control gears
- Type of protection: IP20

PRODUCT BENEFITS

- Energy saving low-power flexible LED strip
- Pre-wired LED strip, simple and quick plug-and-play installation
- Good light output due to homogeneous LED distance and high color consistency
- Easy mounting on many smooth surfaces thanks to self-adhesive tape at the back
- Easy installation with optional track system
- Easy to cut and reconnect to the reliable SLIMCONNECT system

AREAS OF APPLICATION

- Hospitality
- Display cabinet lighting
- Signage
- Architecture lighting
- Cove lighting
- Wall integration

EQUIPMENT / ACCESSORIES

- SLIMCONNECT system FLEX IP54 connector
- Optional Track system
- ELEMENT LED drivers
- OPTOTRONIC LED drivers

OSRAM





Product name	GTIN (EAN)	W	V	A	lm	lm/W	W METER	K
VF300-G3-827-03	4052899527874	6	24	0.097	840	140	2	2700
VF300-G3-830-03	4052899527898	6	24	0.097	885	148	2	3000
VF300-G3-840-03	4052899527911	6	24	0.097	930	155	2	4000
VF300-G3-865-03	4052899527935	6	24	0.097	930	155	2	6500
VF300-G3-827-06	4052899527959	12	24	0.500	1680	140	2	2700
VF300-G3-830-06	4052899527973	12	24	0.500	1770	148	2	3000
VF300-G3-840-06	4052899527997	12	24	0.500	1860	155	2	4000
VF300-G3-865-06	4052899528017	12	24	0.500	1860	155	2	6500

Product name	λ	Ra	Ta	IP	⌀d [mm]	l [mm]	b [mm]	h [mm]
VF300-G3-827-03	not relevant	>80	-25…+55	IP20	not relevant	3000	8	1.5
VF300-G3-830-03	not relevant	>80	-25…+55	IP20	not relevant	3000	8	1.5
VF300-G3-840-03	not relevant	>80	-25…+55	IP20	not relevant	3000	8	1.5
VF300-G3-865-03	not relevant	>80	-25…+55	IP20	not relevant	3000	8	1.5
VF300-G3-827-06	not relevant	>80	-25…+55	IP20	not relevant	6000	8	5.0
VF300-G3-830-06	not relevant	>80	-25…+55	IP20	not relevant	6000	8	5.0
VF300-G3-840-06	not relevant	>80	-25…+55	IP20	not relevant	6000	8	5.0
VF300-G3-865-06	not relevant	>80	-25…+55	IP20	not relevant	6000	8	5.0

Product name		lm METER			t[h]		METER			
VF300-G3-827-03	2700	280	210	120	35000	Yes	70			10
VF300-G3-830-03	3000	295	210	120	35000	Yes	70			10
VF300-G3-840-03	4000	310	210	120	35000	Yes	70			10
VF300-G3-865-03	6500	310	210	120	35000	Yes	70			10
VF300-G3-827-06	2700	280	420	120	35000	Yes	70	A++		10
VF300-G3-830-06	3000	295	420	120	35000	Yes	70	A++		10
VF300-G3-840-06	4000	310	420	120	35000	Yes	70	A++		10
VF300-G3-865-06	6500	310	420	120	35000	Yes	70	A++		10

VALUE Flex 300
LED modules for semi-professional applications

PRODUCT FEATURES
- Available with light color: Warm White, Cool White
- Luminous flux: up to 310 lm/m
- High color consistency: 4 SDCM
- Self-cooling
- Beam angle per module: 120°
- Dimmable with suitable OPTOTRONIC control gears
- Type of protection: IP20

PRODUCT BENEFITS
- Energy saving low-power flexible LED strip
- Pre-wired LED strip, simple and quick plug-and-play installation
- Easy mounting on many smooth surfaces thanks to self-adhesive tape at the back
- Easy installation with optional track system
- Easy to cut and reconnect to the reliable SLIMCONNECT system

AREAS OF APPLICATION
- Hospitality
- Under-cabinet lighting
- Shelf lighting
- Decorative lighting

EQUIPMENT / ACCESSORIES
- SLIMCONNECT system FLEX IP54 connector
- Optional Track system
- ELEMENT LED drivers
- OPTOTRONIC LED drivers

VALUE Flex Protect 2400S

Linear LED modules for flexible and individualized lighting solutions



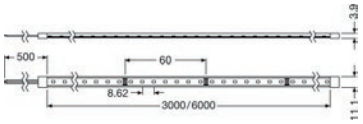

Product name	GTIN (EAN)	W	V	A	lm	lm/W	W METER	K
VFP2400S-G3-827-03	4052899528543	60	24	2.5	6300	105	20	2700
VFP2400S-G3-830-03	4052899528567	60	24	2.5	6600	110	20	3000
VFP2400S-G3-840-03	4052899528581	60	24	2.5	6900	115	20	4000
VFP2400S-G3-865-03	4052899528604	60	24	2.5	6900	115	20	6500

Product name	λ	Ra	Ta	IP	⌀ d [mm]	l [mm]	b [mm]	h [mm]
VFP2400S-G3-827-03	not relevant	>80	-25…+55	IP66	not relevant	3000	11	4
VFP2400S-G3-830-03	not relevant	>80	-25…+55	IP66	not relevant	3000	11	4
VFP2400S-G3-840-03	not relevant	>80	-25…+55	IP66	not relevant	3000	11	4
VFP2400S-G3-865-03	not relevant	>80	-25…+55	IP66	not relevant	3000	11	4

Product name		lm METER			Tc	t[h]		METER		
VFP2400S-G3-827-03	2700	2100	350	120	70	35000	Yes	116	A+	10
VFP2400S-G3-830-03	3000	2200	350	120	70	35000	Yes	116	A+	10
VFP2400S-G3-840-03	4000	2300	350	120	70	35000	Yes	116	A+	10
VFP2400S-G3-865-03	6500	2300	350	120	70	35000	Yes	116	A+	10

PRODUCT FEATURES

- Available with light color: Warm White, Cool White
- Luminous flux: up to 2300 lm/m
- Type of protection: IP66
- High color consistency: 4 SDCM
- Beam angle per module: 120°
- Dimmable with suitable OPTOTRONIC control gears

PRODUCT BENEFITS

- Energy saving low-power flexible LED strip
- Pre-wired LED strip, simple and quick plug-and-play installation
- Good light output due to homogeneous LED distance and high color consistency
- Easy mounting on many smooth surfaces thanks to self-adhesive tape at the back
- Easy installation with optional track system
- Protection against the ingress of water according to IP66
- Multi-cuttable LED strip with SLIMCONNECT system G2

AREAS OF APPLICATION

- Wet or damp areas
- General illumination
- Hospitality
- Display cabinet lighting
- Signage
- Architecture lighting
- Wall integration
- Suitable for outdoor use

EQUIPMENT / ACCESSORIES

- SLIMCONNECT system G2
- Optional Track system
- ELEMENT LED drivers
- OPTOTRONIC LED drivers

OSRAM

VALUE Flex Protect 2000

Linear LED modules for flexible and individualized lighting solutions





Product name	GTIN (EAN)	W	V	A	lm	lm/W	W METER	K
VFP2000-G3-827-05	4052899528468	72	24	3	8000	111	14.4	2700
VFP2000-G3-830-05	4052899528482	72	24	3	8500	118	14.4	3000
VFP2000-G3-840-05	4052899528505	72	24	3	9000	125	14.4	4000
VFP2000-G3-865-05	4052899528529	72	24	3	9000	125	14.4	6500

Product name	λ	Ra	Ta	IP	∅ d [mm]	l [mm]	b [mm]	h [mm]
VFP2000-G3-827-05	not relevant	>80	-25…+55	IP66	not relevant	5000	11	4
VFP2000-G3-830-05	not relevant	>80	-25…+55	IP66	not relevant	5000	11	4
VFP2000-G3-840-05	not relevant	>80	-25…+55	IP66	not relevant	5000	11	4
VFP2000-G3-865-05	not relevant	>80	-25…+55	IP66	not relevant	5000	11	4

Product name		lm METER			Tc	t[h]		METER		
VFP2000-G3-827-05	2700	1600	350	120	70	35000	Yes	70	A+	10
VFP2000-G3-830-05	3000	1700	350	120	70	35000	Yes	70	A+	10
VFP2000-G3-840-05	4000	1800	350	120	70	35000	Yes	70	A+	10
VFP2000-G3-865-05	6500	1800	350	120	70	35000	Yes	70	A+	10

PRODUCT FEATURES

- Available with light color: Warm White, Cool White
- Luminous flux: up to 1,800 lm/m
- IP66 protection, IP54 when cut and reconnected to the SLIMCONNECT system G2
- High color consistency: 4 SDCM
- Beam angle per module: 120°
- Dimmable with suitable OPTOTRONIC control gears

PRODUCT BENEFITS

- Energy saving low-power flexible LED strip
- Pre-wired LED strip, simple and quick plug-and-play installation
- Good light output due to homogeneous LED distance and high color consistency
- Easy mounting on many smooth surfaces thanks to self-adhesive tape at the back
- Easy installation with optional track system
- Protection against the ingress of water according to IP66
- Multi-cuttable LED strip with SLIMCONNECT system G2 IP54

AREAS OF APPLICATION

- Wet or damp areas
- General illumination
- Hospitality
- Display cabinet lighting
- Signage
- Architecture lighting
- Wall integration
- Suitable for outdoor use

EQUIPMENT / ACCESSORIES

- SLIMCONNECT system G2 IP54
- Optional Track system
- ELEMENT LED drivers
- OPTOTRONIC LED drivers

OSRAM

VALUE Flex Protect 1500

Linear LED modules for flexible and individualized lighting solutions





Product name	GTIN (EAN)	W	V	A	lm	lm/W	W METER	K
VFP1500-G3-827-05	4052899526372	57.5	24	2.4	6850	119	11.5	2700
VFP1500-G3-830-05	4052899526396	57.5	24	2.4	7225	126	11.5	3000
VFP1500-G3-840-05	4052899526419	57.5	24	2.4	7600	132	11.5	4000
VFP1500-G3-865-05	4052899526433	57.5	24	2.4	7600	132	11.5	6500

Product name	λ	Ra	Ta	IP	⌀d [mm]	l [mm]	b [mm]	h [mm]
VFP1500-G3-827-05	not relevant	>80	-25…+55	IP66	not relevant	5000	11	5
VFP1500-G3-830-05	not relevant	>80	-25…+55	IP66	not relevant	5000	11	5
VFP1500-G3-840-05	not relevant	>80	-25…+55	IP66	not relevant	5000	11	5
VFP1500-G3-865-05	not relevant	>80	-25…+55	IP66	not relevant	5000	11	5

Product name		lm METER			Tc	t[h]		METER		
VFP1500-G3-827-05	2700	1370	350	120	70	35000	Yes	70	A+	10
VFP1500-G3-830-05	3000	1445	350	120	70	35000	Yes	70	A+	10
VFP1500-G3-840-05	4000	1520	350	120	70	35000	Yes	70	A+	10
VFP1500-G3-865-05	6500	1520	350	120	70	35000	Yes	70	A+	10

PRODUCT FEATURES

- Available with light color: Warm White, Cool White
- Luminous flux: up to 1520 lm/m
- Type of protection: IP66
- High color consistency: 4 SDCM
- Beam angle per module: 120°
- Dimmable with suitable OPTOTRONIC control gears

PRODUCT BENEFITS

- Energy saving low-power flexible LED strip
- Pre-wired LED strip, simple and quick plug-and-play installation
- Good light output due to homogeneous LED distance and high color consistency
- Easy mounting on many smooth surfaces thanks to self-adhesive tape at the back
- Easy installation with optional track system
- Protection against the ingress of water according to IP66
- Multi-cuttable LED strip with SLIMCONNECT system G2

AREAS OF APPLICATION

- Wet or damp areas
- General illumination
- Hospitality
- Display cabinet lighting
- Signage
- Architecture lighting
- Wall integration
- Suitable for outdoor use

EQUIPMENT / ACCESSORIES

- SLIMCONNECT system G2
- Optional Track system
- ELEMENT LED drivers
- OPTOTRONIC LED drivers

OSRAM

VALUE Flex Protect 1200S

Linear LED modules for flexible and individualized lighting solutions



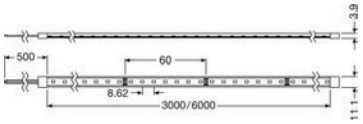

Product name	GTIN (EAN)	W	V	A	lm	lm/W	W METER	K
VFP1200S-G3-827-06	4052899528383	60	24	2.5	6600	110	10	2700
VFP1200S-G3-830-06	4052899528406	60	24	2.5	6900	115	10	3000
VFP1200S-G3-840-06	4052899528420	60	24	2.5	7200	120	10	4000
VFP1200S-G3-865-06	4052899528444	60	24	2.5	7200	120	10	6500

Product name	λ	Ra	Ta	IP	⌀ d [mm]	l [mm]	b [mm]	h [mm]
VFP1200S-G3-827-06	not relevant	>80	-25…+55	IP66	not relevant	6000	11	4
VFP1200S-G3-830-06	not relevant	>80	-25…+55	IP66	not relevant	6000	11	4
VFP1200S-G3-840-06	not relevant	>80	-25…+55	IP66	not relevant	6000	11	4
VFP1200S-G3-865-06	not relevant	>80	-25…+55	IP66	not relevant	6000	11	4

Product name		lm METER			Tc	t[h]		METER		
VFP1200S-G3-827-06	2700	1100	700	120	70	35000	Yes	116	A+	10
VFP1200S-G3-830-06	3000	1150	700	120	70	35000	Yes	116	A+	10
VFP1200S-G3-840-06	4000	1200	700	120	70	35000	Yes	116	A+	10
VFP1200S-G3-865-06	6500	1200	700	120	70	35000	Yes	116	A+	10

PRODUCT FEATURES

- Available with light color: Warm White, Cool White
- Luminous flux: up to 1,200 lm/m
- Type of protection: IP66
- High color consistency: 4 SDCM
- Beam angle per module: 120°
- Dimmable with suitable OPTOTRONIC control gears

PRODUCT BENEFITS

- Energy saving low-power flexible LED strip
- Pre-wired LED strip, simple and quick plug-and-play installation
- Good light output due to homogeneous LED distance and high color consistency
- Easy mounting on many smooth surfaces thanks to self-adhesive tape at the back
- Easy installation with optional track system
- Protection against the ingress of water according to IP66
- Multi-cuttable LED strip with SLIMCONNECT system G2

AREAS OF APPLICATION

- Wet or damp areas
- General illumination
- Hospitality
- Display cabinet lighting
- Signage
- Architecture lighting
- Wall integration
- Suitable for outdoor use

EQUIPMENT / ACCESSORIES

- SLIMCONNECT system G2
- Optional Track system
- ELEMENT LED drivers
- OPTOTRONIC LED drivers

OSRAM

VALUE Flex Protect 1000

Linear LED modules for flexible and individualized lighting solutions





Product name	GTIN (EAN)	W	V	A	lm	lm/W	W METER	K
VFP1000-G3-827-05	4052899526211	38	24	1.6	4250	112	7.6	2700
VFP1000-G3-830-05	4052899526235	38	24	1.6	4500	118	7.6	3000
VFP1000-G3-840-05	4052899526259	38	24	1.6	4750	125	7.6	4000
VFP1000-G3-865-05	4052899526273	38	24	1.6	4750	125	7.6	6500

Product name	λ	Ra	Ta	IP	∅ d [mm]	l [mm]	b [mm]	h [mm]
VFP1000-G3-827-05	not relevant	>80	-25…+55	IP66	not relevant	5000	11	4
VFP1000-G3-830-05	not relevant	>80	-25…+55	IP66	not relevant	5000	11	4
VFP1000-G3-840-05	not relevant	>80	-25…+55	IP66	not relevant	5000	11	4
VFP1000-G3-865-05	not relevant	>80	-25…+55	IP66	not relevant	5000	11	4

Product name		lm METER			Tc	t[h]		METER		
VFP1000-G3-827-05	2700	850	350	120	70	35000	Yes	70	A+	10
VFP1000-G3-830-05	3000	900	350	120	70	35000	Yes	70	A+	10
VFP1000-G3-840-05	4000	950	350	120	70	35000	Yes	70	A+	10
VFP1000-G3-865-05	6500	950	350	120	70	35000	Yes	70	A+	10

PRODUCT FEATURES

- Available with light color: Warm White, Cool White
- Luminous flux: up to 950 lm/m
- Type of protection: IP66
- High color consistency: 4 SDCM
- Beam angle per module: 120°
- Dimmable with suitable OPTOTRONIC control gears

PRODUCT BENEFITS

- Energy saving low-power flexible LED strip
- Pre-wired LED strip, simple and quick plug-and-play installation
- Good light output due to homogeneous LED distance and high color consistency
- Easy mounting on many smooth surfaces thanks to self-adhesive tape at the back
- Easy installation with optional track system
- Protection against the ingress of water according to IP66
- Multi-cuttable LED strip with SLIMCONNECT system G2

AREAS OF APPLICATION

- Wet or damp areas
- General illumination
- Hospitality
- Display cabinet lighting
- Signage
- Architecture lighting
- Wall integration
- Suitable for outdoor use

EQUIPMENT / ACCESSORIES

- SLIMCONNECT system G2
- Optional Track system
- ELEMENT LED drivers
- OPTOTRONIC LED drivers

OSRAM

VALUE Flex Protect 800S

Linear LED modules for flexible and individualized lighting solutions



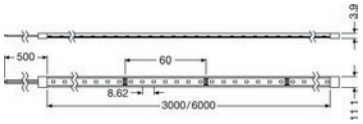

Product name	GTIN (EAN)	W	V	A	lm	lm/W	W METER	K
VFP800S-G3-827-06	4052899526457	38.5	24	1.6	4830	125	6.4	2700
VFP800S-G3-830-06	4052899526471	38.5	24	1.6	5100	132	6.4	3000
VFP800S-G3-840-06	4052899526495	38.5	24	1.6	5340	139	6.4	4000
VFP800S-G3-865-06	4052899526518	38.5	24	1.6	5340	139	6.4	6500

Product name	λ	Ra	Ta	IP	⌀d [mm]	l [mm]	b [mm]	h [mm]
VFP800S-G3-827-06	not relevant	>80	-25…+55	IP20	not relevant	6000	11	5
VFP800S-G3-830-06	not relevant	>80	-25…+55	IP20	not relevant	6000	11	5
VFP800S-G3-840-06	not relevant	>80	-25…+55	IP20	not relevant	6000	11	5
VFP800S-G3-865-06	not relevant	>80	-25…+55	IP20	not relevant	6000	11	5

Product name		lm METER			Tc	t[h]		METER		
VFP800S-G3-827-06	2700	800	700	120	70	35000	Yes	116	A++	10
VFP800S-G3-830-06	3000	850	700	120	70	35000	Yes	116	A++	10
VFP800S-G3-840-06	4000	890	700	120	70	35000	Yes	116	A++	10
VFP800S-G3-865-06	6500	890	700	120	70	35000	Yes	116	A++	10

PRODUCT FEATURES

- Available with light color: Warm White, Cool White
- Luminous flux: up to 890 lm/m
- Type of protection: IP66
- High color consistency: 4 SDCM
- Beam angle per module: 120°
- Dimmable with suitable OPTOTRONIC control gears

PRODUCT BENEFITS

- Energy saving low-power flexible LED strip
- Pre-wired LED strip, simple and quick plug-and-play installation
- Good light output due to homogeneous LED distance and high color consistency
- Easy mounting on many smooth surfaces thanks to self-adhesive tape at the back
- Easy installation with optional track system
- Protection against the ingress of water according to IP66
- Multi-cuttable LED strip with SLIMCONNECT system G2

AREAS OF APPLICATION

- Wet or damp areas
- General illumination
- Hospitality
- Display cabinet lighting
- Signage
- Architecture lighting
- Wall integration
- Suitable for outdoor use

EQUIPMENT / ACCESSORIES

- SLIMCONNECT system G2
- Optional Track system
- ELEMENT LED drivers
- OPTOTRONIC LED drivers

OSRAM

VALUE Flex Protect 600

Linear LED modules for flexible and individualized lighting solutions





Product name	GTIN (EAN)	W	V	W METER	K		lm METER		METER
VFP600-G3-827-05	4052899526297	23	24	4.6	2700	2700	590	120	70
VFP600-G3-830-05	4052899526310	23	24	4.6	3000	3000	620	120	70
VFP600-G3-840-05	4052899526334	23	24	4.6	4000	4000	655	120	70
VFP600-G3-865-05	4052899526358	23	24	4.6	6500	6500	655	120	70

Product name		
VFP600-G3-827-05	A++	10
VFP600-G3-830-05	A++	10
VFP600-G3-840-05	A++	10
VFP600-G3-865-05	A++	10

PRODUCT FEATURES

- Available with light color: Warm White, Cool White
- Luminous flux: up to 655 lm/m
- Type of protection: IP66
- High color consistency: 4 SDCM
- Beam angle per module: 120°
- Dimmable with suitable OPTOTRONIC control gears

PRODUCT BENEFITS

- Energy saving low-power flexible LED strip
- Pre-wired LED strip, simple and quick plug-and-play installation
- Good light output due to homogeneous LED distance and high color consistency
- Easy mounting on many smooth surfaces thanks to self-adhesive tape at the back
- Easy installation with optional track system
- Protection against the ingress of water according to IP66
- Multi-cuttable LED strip with SLIMCONNECT system G2

AREAS OF APPLICATION

- Wet or damp areas
- Hospitality
- Display cabinet lighting
- Signage
- Architecture lighting
- Wall integration
- Suitable for outdoor use

EQUIPMENT / ACCESSORIES

- SLIMCONNECT system G2
- Optional Track system
- ELEMENT LED drivers
- OPTOTRONIC LED drivers

OSRAM

VALUE Flex Protect 300

Linear LED modules for flexible and individualized lighting solutions



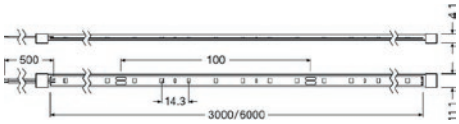

Product name	GTIN (EAN)	W	V	A	lm	lm/W	W METER	K
VFP300-G3-827-03	4052899528031	6	24	0.097	795	133	2	2700
VFP300-G3-830-03	4052899528055	6	24	0.097	840	140	2	3000
VFP300-G3-840-03	4052899528079	6	24	0.097	885	148	2	4000
VFP300-G3-865-03	4052899528093	6	24	0.097	885	148	2	6500
VFP300-G3-827-06	4052899528116	12	24	0.500	1590	133	2	2700
VFP300-G3-830-06	4052899528130	12	24	0.500	1680	140	2	3000
VFP300-G3-840-06	4052899528154	12	24	0.500	1770	148	2	4000
VFP300-G3-865-06	4052899528178	12	24	0.500	1770	148	2	6500

Product name	λ	Ra	Ta	IP	∅ d [mm]	l [mm]	b [mm]	h [mm]
VFP300-G3-827-03	not relevant	>80	-25…+55	IP66	not relevant	3000	11	4
VFP300-G3-830-03	not relevant	>80	-25…+55	IP66	not relevant	3000	11	4
VFP300-G3-840-03	not relevant	>80	-25…+55	IP66	not relevant	3000	11	4
VFP300-G3-865-03	not relevant	>80	-25…+55	IP66	not relevant	3000	11	4
VFP300-G3-827-06	not relevant	>80	-25…+55	IP66	not relevant	6000	11	5
VFP300-G3-830-06	not relevant	>80	-25…+55	IP66	not relevant	6000	11	5
VFP300-G3-840-06	not relevant	>80	-25…+55	IP66	not relevant	6000	11	5
VFP300-G3-865-06	not relevant	>80	-25…+55	IP66	not relevant	6000	11	5

Product name		lm METER			Tc	t[h]		METER		
VFP300-G3-827-03	2700	265	210	120	70	35000	Yes	70		10
VFP300-G3-830-03	3000	280	210	120	70	35000	Yes	70		10
VFP300-G3-840-03	4000	295	210	120	70	35000	Yes	70		10
VFP300-G3-865-03	6500	295	210	120	70	35000	Yes	70		10
VFP300-G3-827-06	2700	265	420	120	70	35000	Yes	70	A++	10
VFP300-G3-830-06	3000	280	420	120	70	35000	Yes	70	A++	10
VFP300-G3-840-06	4000	295	420	120	70	35000	Yes	70	A++	10
VFP300-G3-865-06	6500	295	420	120	70	35000	Yes	70	A++	10

VALUE Flex Protect 300

Linear LED modules for flexible and individualized lighting solutions

PRODUCT FEATURES

- Available with light color: Warm White, Cool White
- Luminous flux: up to 300 lm/m
- Type of protection: IP66
- Self-cooling
- High color consistency: 4 SDCM
- Beam angle per module: 120°
- Dimmable with suitable OPTOTRONIC control gears

PRODUCT BENEFITS

- Energy saving low-power flexible LED strip
- Pre-wired LED strip, simple and quick plug-and-play installation
- Easy mounting on many smooth surfaces thanks to self-adhesive tape at the back
- Easy installation with optional track system
- Protection against the ingress of water according to IP66
- Multi-cuttable LED strip with SLIMCONNECT system G2

AREAS OF APPLICATION

- Wet or damp areas
- Path lighting
- Wall integration
- Decorative lighting

EQUIPMENT / ACCESSORIES

- SLIMCONNECT system G2
- Optional Track system
- ELEMENT LED drivers
- OPTOTRONIC LED drivers



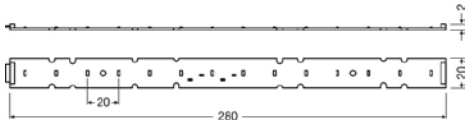

Product name	GTIN (EAN)	W	V	lm	K				
LR14A-W2F-830	4008321978400	4.7	24	400	3000	3000	14	120	A+

Product name	
LR14A-W2F-830	8

PRODUCT FEATURES

- Metal core board equipped with 14 LEDs
- Luminous flux comparable with T5 fluorescent lamps (8 W, 13 W)
- Luminous flux: 1,400 lm/m
- Integrated SMD plug connector (male/female) on both sides of the PCB
- Color rendering index R_a: typ. 85
- Dimmable
- Up to ten modules can be operated on one control gear
- Compatible with LINEARlight POWER and ECO

PRODUCT BENEFITS

- Consistent white light (Standard Deviation of Color Matching SDCM: ≤ 3)
- Modules can be easily joined together to make seamless strip lighting
- Simple fixing thanks to mounting holes
- Low maintenance costs thanks to a lifetime of up to 50,000 h (L70/B50)

AREAS OF APPLICATION

- Coving
- Shelf and cupboard lighting

EQUIPMENT / ACCESSORIES

- CONNECTsystem LR
- Expandable via optional accessories to create an individual complete module



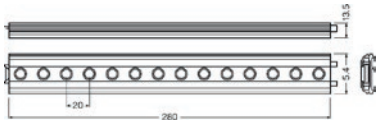

Product name	GTIN (EAN)	W	V	lm	K				
LR14A-W2F-840-L30	4008321971692	4.7	24	330	4000	4000	14	30	A+

Product name	
LR14A-W2F-840-L30	8

PRODUCT FEATURES

- Design-oriented complete module with 14 LEDs and integrated optics
- Luminous flux comparable with T5 fluorescent lamps (8 W, 13 W)
- Luminous flux: up to 1,250 lm/m
- Color rendering index R_a: typ. 85
- Dimmable
- Up to ten modules can be operated on one control gear
- Compatible with LINEARlight POWER and ECO Overall Module

PRODUCT BENEFITS

- Very flat construction height: 13 mm
- Adequate heat removal thanks to aluminum housing
- Modules can be easily joined together to make seamless strip lighting
- Low maintenance costs thanks to a lifetime of up to 50,000 h (L70/B50)

AREAS OF APPLICATION

- Cove lighting
- Shelf and cupboard lighting

EQUIPMENT / ACCESSORIES

- CONNECTsystem LR
- Mounting brackets LD-MB
- LT-ENDCAP-G2

OSRAM



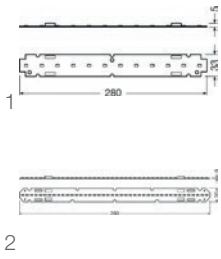

Product name	GTIN (EAN)	W	V	A	lm	lm/W	K	Ra	
PL-LIN-Z4 550-830 140X20	4052899984738	2.9	33.2	0.0875	550	186	3000	>80	≤3 sdcm
PL-LIN-Z4 550-840 140X20	4052899984745	2.9	33.2	0.0875	550	194	4000	>80	≤3 sdcm
PL-LIN-Z4 650-830 280X33	4052899985988	3.4	33.5	0.1000	650	182	3000	>80	≤3 sdcm
PL-LIN-Z4 650-840 280X33	4052899985995	3.4	33.5	0.1000	650	190	4000	>80	≤3 sdcm
PL-LIN-Z4 1100-830 280X33	4052899986053	5.8	33.2	0.1750	1100	186	3000	>80	≤3 sdcm
PL-LIN-Z4 1100-830 280X20	4052899984837	5.8	33.2	0.1750	1100	186	3000	>80	≤3 sdcm
PL-LIN-Z4 1100-840 280X20	4052899984844	5.8	33.2	0.1750	1100	194	4000	>80	≤3 sdcm
PL-LIN-Z4 1100-840 280X33	4052899986060	5.8	33.2	0.1750	1100	194	4000	>80	≤3 sdcm
PL-LIN-Z4 1300-830 560X33	4052899986145	6.7	33.5	0.2000	1300	182	3000	>80	≤3 sdcm
PL-LIN-Z4 1300-840 560X33	4052899986152	6.7	33.5	0.2000	1300	190	4000	>80	≤3 sdcm
PL-LIN-Z4 2200-830 560X33	4052899986213	11.6	33.2	0.3500	2200	186	3000	>80	≤3 sdcm
PL-LIN-Z4 2200-830 560X20	4052899985216	11.6	33.2	0.3500	2200	186	3000	>80	≤3 sdcm
PL-LIN-Z4 2200-840 560X33	4052899986220	11.6	33.2	0.3500	2200	194	4000	>80	≤3 sdcm
PL-LIN-Z4 2200-840 560X20	4052899985223	11.6	33.2	0.3500	2200	194	4000	>80	≤3 sdcm
PL-LIN-Z4 2000-830 280X20	4052899985032	11.7	39.1	0.3000	2000	182	3000	>80	≤3 sdcm
PL-LIN-Z4 2000-840 280X20	4052899985049	11.7	39.1	0.3000	2000	190	4000	>80	≤3 sdcm
PL-LIN-Z4 4000-830 560X20	4052899985414	23.5	39.1	0.6000	4000	182	3000	>80	≤3 sdcm
PL-LIN-Z4 4000-840 560X20	4052899985421	23.5	39.1	0.6000	4000	190	4000	>80	≤3 sdcm

Product name	Ta	IP	⌀ d [mm]	l [mm]	b [mm]	h [mm]		
PL-LIN-Z4 550-830 140X20	-20…+75	IP20	not relevant	140	20	3	3000	12
PL-LIN-Z4 550-840 140X20	-20…+75	IP20	not relevant	140	20	3	4000	12
PL-LIN-Z4 650-830 280X33	-20…+75	not relevant	not relevant	280	33	3	3000	12
PL-LIN-Z4 650-840 280X33	-20…+75	not relevant	not relevant	280	33	3	4000	12
PL-LIN-Z4 1100-830 280X33	-20…+75	not relevant	not relevant	280	33	3	3000	24
PL-LIN-Z4 1100-830 280X20	-20…+75	IP20	not relevant	280	20	3	3000	24
PL-LIN-Z4 1100-840 280X20	-20…+75	IP20	not relevant	280	20	3	4000	24
PL-LIN-Z4 1100-840 280X33	-20…+75	not relevant	not relevant	280	33	3	4000	24
PL-LIN-Z4 1300-830 560X33	-20…+75	not relevant	not relevant	560	33	3	3000	24
PL-LIN-Z4 1300-840 560X33	-20…+75	not relevant	not relevant	560	33	3	4000	24
PL-LIN-Z4 2200-830 560X33	-20…+75	not relevant	not relevant	560	33	3	3000	48
PL-LIN-Z4 2200-830 560X20	-20…+75	IP20	not relevant	560	20	3	3000	48
PL-LIN-Z4 2200-840 560X33	-20…+75	not relevant	not relevant	560	33	3	4000	48
PL-LIN-Z4 2200-840 560X20	-20…+75	IP20	not relevant	560	20	3	4000	48
PL-LIN-Z4 2000-830 280X20	-20…+75	IP20	not relevant	280	20	3	3000	42
PL-LIN-Z4 2000-840 280X20	-20…+75	IP20	not relevant	280	20	3	4000	42
PL-LIN-Z4 4000-830 560X20	-20…+75	IP20	not relevant	560	20	3	3000	96
PL-LIN-Z4 4000-840 560X20	-20…+75	IP20	not relevant	560	20	3	4000	84

Product name		T_c	$t_{[h]}$		cd			No.
PL-LIN-Z4 550-830 140X20	120	75	50000	Yes	not relevant	A++	60	9
PL-LIN-Z4 550-840 140X20	120	75	50000	Yes	not relevant	A++	60	9
PL-LIN-Z4 650-830 280X33	120	75	50000	Yes	not relevant	A++	60	1
PL-LIN-Z4 650-840 280X33	120	75	50000	Yes	not relevant	A++	60	1
PL-LIN-Z4 1100-830 280X33	120	75	50000	Yes	not relevant	A++	60	6
PL-LIN-Z4 1100-830 280X20	120	75	50000	Yes	not relevant	A++	60	3
PL-LIN-Z4 1100-840 280X20	120	75	50000	Yes	not relevant	A++	60	3
PL-LIN-Z4 1100-840 280X33	120	75	50000	Yes	not relevant	A++	60	6
PL-LIN-Z4 1300-830 560X33	120	75	50000	Yes	not relevant	A++	60	4
PL-LIN-Z4 1300-840 560X33	120	75	50000	Yes	not relevant	A++	60	4
PL-LIN-Z4 2200-830 560X33	120	75	50000	Yes	not relevant	A++	60	5
PL-LIN-Z4 2200-830 560X20	120	75	50000	Yes	not relevant	A++	60	8
PL-LIN-Z4 2200-840 560X33	120	75	50000	Yes	not relevant	A++	60	5
PL-LIN-Z4 2200-840 560X20	120	75	50000	Yes	not relevant	A++	60	8
PL-LIN-Z4 2000-830 280X20	120	75	50000	Yes	not relevant	A++	60	2
PL-LIN-Z4 2000-840 280X20	120	75	50000	Yes	not relevant	A++	60	2
PL-LIN-Z4 4000-830 560X20	120	75	50000	Yes	not relevant	A++	60	7
PL-LIN-Z4 4000-840 560X20	120	75	50000	Yes	not relevant	A++	60	7

PRODUCT FEATURES

- Available with luminous flux: 550 lm on 140 mm x 20 mm
- Available with luminous flux: 1,100 lm, 2,000 lm on 280 mm x 20 mm
- Available with luminous flux: 2,200 lm, 4,000 lm on 560 mm x 20 mm
- Available with luminous flux: 4,400 lm on 1,120 mm and 5,500 lm on 1,400 mm x 20 mm
- Available with luminous flux: 650 lm, 1,100 lm on 280 mm x 33 mm
- Available with luminous flux: 1,300 lm, 2,200 lm on 560 mm x 33 mm
- Available with color temperature: 2,700K, 3,000 K, 4,000 K, 5,000 K or 6,500 K
- Color rendering index: > 80
- Color rendering index: > 90 for 1,100 lm, 2,000 lm on 280 mm x 20 mm
- Color rendering index: > 90 for 2,200 lm, 4,000 lm on 560 mm x 20 mm
- Average lifetime (L80 B10) for CRI ≥ 80: 50,000 h (temperature at T_c = 55 °C)
- Average lifetime (L80 B50) for CRI ≥ 90: 50,000 h (temperature at T_c = 55 °C)

AREAS OF APPLICATION

- Offices
- Industry

PRODUCT BENEFITS

- Up to 200 lm/W module efficiency for demanding lighting solutions
- Available with a wide range of lengths and color rendering index
- Cut out area for shadow-free wiring
- Smart Fixation (SF) with backside connector
- SELV or non-SELV module for easy luminaire design



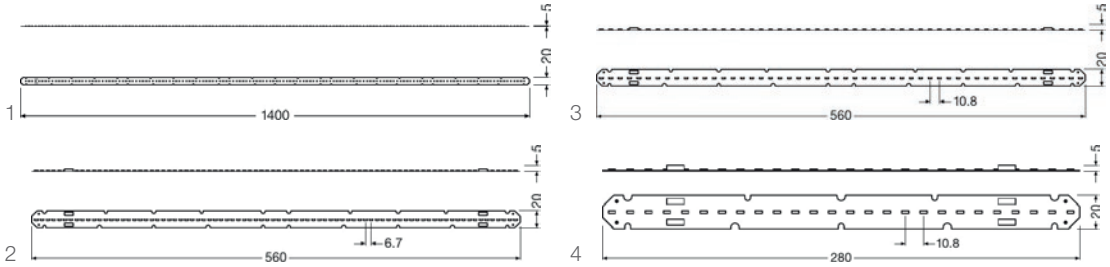

Product name	GTIN (EAN)	W	V	A	lm	lm/W	K	Ra	
PLSZ2-LIN-1100-865-280	4052899347007	6.3	36	0.175	550	167	6500	>80	≤3 sdcm
PLSZ2-LIN-2200-865-560	4052899347120	12.5	36	0.350	1100	167	6500	>80	≤3 sdcm
PLSZ2-LIN-4000-865-560	4052899347182	23.1	39	0.600	2000	163	6500	>80	≤3 sdcm
PL-LIN S-Z3-8000-830-1400	4052899952515	49.0	142	0.350	4000	158	3000	>80	≤3 sdcm
PL-LIN S-Z3-8000-840-1400	4052899952522	49.0	142	0.350	4000	169	4000	>80	≤3 sdcm

Product name	Tc			No.
PLSZ2-LIN-1100-865-280	75	A++	60	4
PLSZ2-LIN-2200-865-560	75	A++	60	3
PLSZ2-LIN-4000-865-560	75	A++	60	2
PL-LIN S-Z3-8000-830-1400	75	A++	60	1
PL-LIN S-Z3-8000-840-1400	75	A++	60	1

PRODUCT FEATURES

- Module efficacy: up to 170 lm/W
- Dimensions: 140, 280, 560 or 1,400 mm x 20 mm x 6 mm
- Available with color temperature: 3,000 K, 4,000 K or 6,500 K
- Available with luminous flux: 650 lm, 1,100 lm or 2,000 lm on 280 mm
- Available with luminous flux: 2,200 lm or 4,000 lm on 560 mm
- Available with luminous flux: 550 lm on 140 mm, 8,000 lm on 1,400 mm
- Color rendering index R_a: > 80
- Initial color consistency: ≤ 3 SDCM
- Average lifetime (L80 B50): 50,000 h (temperature at T_c = 65 °C)
- Max. temperature at t_c point: 75 °C
- Geometry according to Zhaga Book 7 L28W2
- ENEC 10 VDE mark

PRODUCT BENEFITS

- Slim module for design of narrow luminaires
- High homogeneity thanks to tight LED pitch
- SELV or non-isolated modules for easy luminaire design
- Self-cooling, no additional heat sink required
- Easy assembly into 1.5 m luminaire without wiring between modules

AREAS OF APPLICATION

- Offices
- Industry

REFERENCES / LINKS

For more information on the multi-level guarantee and the terms and conditions of the guarantee visit www.ledvance.com/system-guarantee

OSRAM



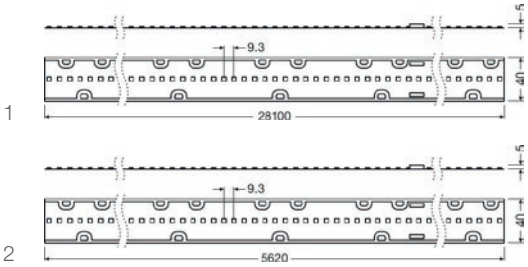

Product name	GTIN (EAN)	W	V	A	lm	lm/W	K	Ra	
PFLZ1-LIN-1100-830-100x281x40	4052899938144	7.41	28.5	0.26	550	153	3000	>80	≤3 sdcm
NEW PFLZ1-LIN-1100-830-20x281x40	4052899938137	7.41	28.5	0.26	550	153	3000	>80	≤3 sdcm
PFLZ1-LIN-1100-835-100x281x40	4052899938168	7.41	28.5	0.26	550	153	3500	>80	≤3 sdcm
PFLZ1-LIN-1100-840-100x281x40	4052899318243	7.41	28.5	0.26	550	169	5000	>80	≤3 sdcm

Product name	Tc			No.
PFLZ1-LIN-1100-830-100x281x40	75	A++	8	1
NEW PFLZ1-LIN-1100-830-20x281x40	75	A++	8	2
PFLZ1-LIN-1100-835-100x281x40	75	A++	8	1
PFLZ1-LIN-1100-840-100x281x40	75	A++	8	1

PRODUCT FEATURES

- Module efficacy: up to 153 lm/W
- Luminous flux: 1,100 lm at 281 mm length
- Dimensions (reel in total): 5,600 mm x 40 mm
- Available with color temperature: 3,000 K, 3,500 K, 4,000 K or 5,000 K
- Color rendering index R_a: > 80
- Average lifetime (L80 B10): 50,000 h (temperature at T_c = 45 °C)
- Geometry according to Zhaga Book 7 L28W4
- CE marked

PRODUCT BENEFITS

- Flexible, ultra-thin substrate for customized luminaire design
- High flexibility due to cutting possibility each 93.3 mm
- Simplified storage due to module on reel
- Self-cooling, no additional heat sink required
- Minimum bending radius of 150 mm for use in curved luminaires
- SELV module for easy luminaire design
- Consistent white light, SDCM (Standard Deviation of Color Matching): 3
- Easy mounting and assembly

AREAS OF APPLICATION

- Offices
- Industry

EQUIPMENT / ACCESSORIES

- Perfectly matched to non-isolated OPTOTRONIC electronic control gears

REFERENCES / LINKS

For more information on the multi-level guarantee and the terms and conditions of the guarantee visit www.ledvance.com/system-guarantee

OSRAM



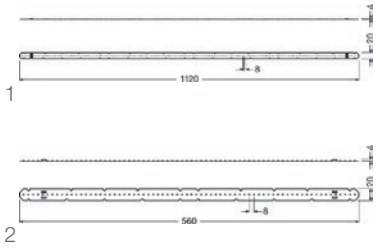

Product name	GTIN (EAN)	W	V	A	lm/W	K	Ra		Ta
BASIC Linear 770-840-280	4052899375413	5.2	15.0	0.35	148	4000	>80	≤4 sdcm	-20…+45
BASIC Linear 770-865-280	4052899375437	5.2	15.0	0.35	148	6500	>80	≤4 sdcm	-20…+45
BASIC Linear 1100-830-280	4052899375451	7.2	20.5	0.35	140	3000	>80	≤4 sdcm	-20…+45
BASIC Linear 1100-840-280	4052899375475	7.2	20.5	0.35	150	4000	>80	≤4 sdcm	-20…+45
BASIC Linear 1100-865-280	4052899375499	7.2	20.5	0.35	150	6500	>80	≤4 sdcm	-20…+45
BASIC Linear 1550-830-560	4052899375536	10.4	30.0	0.35	141	3000	>80	≤4 sdcm	-20…+45
BASIC Linear 1550-840-560	4052899375550	10.4	30.0	0.35	149	4000	>80	≤4 sdcm	-20…+45
BASIC Linear 1550-865-560	4052899375574	10.4	30.0	0.35	149	6500	>80	≤4 sdcm	-20…+45
BASIC Linear 2200-830-560	4052899375598	14.4	41.0	0.35	141	3000	>80	≤4 sdcm	-20…+45
BASIC Linear 2200-840-560	4052899375611	14.4	41.0	0.35	150	4000	>80	≤4 sdcm	-20…+45
BASIC Linear 2200-865-560	4052899375635	14.4	41.0	0.35	150	6500	>80	≤4 sdcm	-20…+45
BASIC Linear 4400-830-1120	4052899375659	28.8	42.5	0.35	142	3000	>80	≤4 sdcm	-20…+45
BASIC Linear 4400-840-1120	4052899375673	28.8	42.5	0.35	151	4000	>80	≤4 sdcm	-20…+45
BASIC Linear 4400-865-1120	4052899375697	28.8	42.5	0.35	151	6500	>80	≤4 sdcm	-20…+45

Product name	Ø d [mm]		l [mm]	b [mm]	h [mm]				Tc	t[h]
BASIC Linear 770-840-280	not relevant		280	20	5	4000	25	120	80	50000
BASIC Linear 770-865-280	not relevant		280	20	5	6500	25	120	80	50000
BASIC Linear 1100-830-280	not relevant		280	20	5	3000	35	120	80	50000
BASIC Linear 1100-840-280	not relevant		280	20	5	4000	35	120	80	50000
BASIC Linear 1100-865-280	not relevant		280	20	5	6500	35	120	80	50000
BASIC Linear 1550-830-560	not relevant		560	20	5	3000	50	120	80	50000
BASIC Linear 1550-840-560	not relevant		560	20	5	4000	50	120	80	50000
BASIC Linear 1550-865-560	not relevant		560	20	5	6500	50	120	80	50000
BASIC Linear 2200-830-560	not relevant		560	20	5	3000	70	120	80	50000
BASIC Linear 2200-840-560	not relevant		560	20	5	4000	70	120	80	50000
BASIC Linear 2200-865-560	not relevant		560	20	5	6500	70	120	80	50000
BASIC Linear 4400-830-1120	not relevant		1120	20	5	3000	140	120	80	50000
BASIC Linear 4400-840-1120	not relevant		1120	20	5	4000	140	120	80	50000
BASIC Linear 4400-865-1120	not relevant		1120	20	5	6500	140	120	80	50000

Product name		cd			No.
BASIC Linear 770-840-280	Yes	not relevant	A++	200	5
BASIC Linear 770-865-280	Yes	not relevant	A++	200	5
BASIC Linear 1100-830-280	Yes	not relevant	A+	200	4
BASIC Linear 1100-840-280	Yes	not relevant	A++	200	4
BASIC Linear 1100-865-280	Yes	not relevant	A++	200	4
BASIC Linear 1550-830-560	Yes	not relevant	A+	100	3
BASIC Linear 1550-840-560	Yes	not relevant	A++	100	3
BASIC Linear 1550-865-560	Yes	not relevant	A++	100	3
BASIC Linear 2200-830-560	Yes	not relevant	A+	100	2
BASIC Linear 2200-840-560	Yes	not relevant	A++	100	2
BASIC Linear 2200-865-560	Yes	not relevant	A++	100	2
BASIC Linear 4400-830-1120	Yes	not relevant	A+	50	1
BASIC Linear 4400-840-1120	Yes	not relevant	A++	50	1
BASIC Linear 4400-865-1120	Yes	not relevant	A++	50	1

PRODUCT FEATURES

- Module efficacy: up to 151 lm/W
- Self-cooling
- Geometry according to Zhaga Book 7 L28W2 and L56W2
- Consistent white light: 3 SDCM
- Poke-in wire connection for 0.5 mm² wire
- Color rendering index R_a: > 80
- Beam angle: 120° (± 5°)

PRODUCT BENEFITS

- Homogeneous illumination
- No special connection cable required
- Cost-effective module for SELV and non-SELV systems

AREAS OF APPLICATION

- Office lighting (workplaces, corridors)
- Indoor car parks
- Warehouses, retail outlets
- Public area lighting (corridors, stairways, train stations)



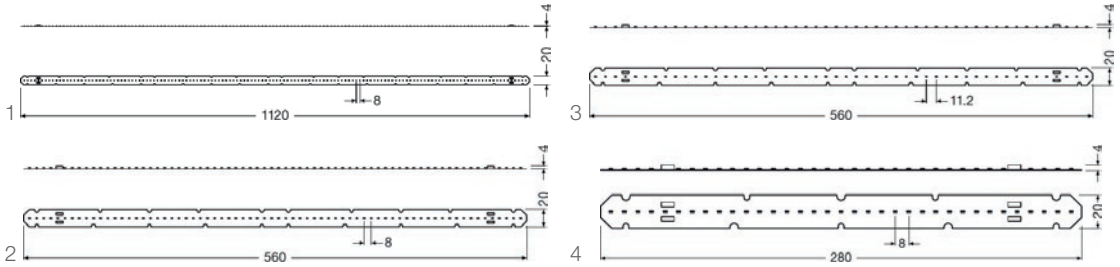

Product name	GTIN (EAN)	W	V	A	lm/W	K	Ra		Ta
BA-LIN-Z2 1100-830 280X20	4052899989788	7.4	30	0.25	144	3000	>80	≤3 sdcm	-20…+80
BA-LIN-Z2 1100-840 280X20	4052899989801	7.4	30	0.25	151	4000	>80	≤3 sdcm	-20…+80
BA-LIN-Z2 1550-830 560X20	4052899989825	10.4	41	0.25	144	3000	>80	≤3 sdcm	-20…+80
BA-LIN-Z2 1550-840 560X20	4052899989849	10.4	41	0.25	151	4000	>80	≤3 sdcm	-20…+80
BA-LIN-Z2 2200-830 560X20	4052899989863	14.8	59	0.25	144	3000	>80	≤3 sdcm	-20…+80
BA-LIN-Z2 2200-840 560X20	4052899989887	14.8	59	0.25	152	4000	>80	≤3 sdcm	-20…+80
BA-LIN-Z2 4400-830 1120X20	4052899989900	29.7	119	0.25	143	3000	>80	≤3 sdcm	-20…+80
BA-LIN-Z2 4400-840 1120X20	4052899989924	29.7	119	0.25	151	4000	>80	≤3 sdcm	-20…+80

Product name	IP	⌀ d [mm]	l [mm]	b [mm]	h [mm]			
BA-LIN-Z2 1100-830 280X20	not relevant	not relevant	280	20	5	3000	40	120
BA-LIN-Z2 1100-840 280X20	not relevant	not relevant	280	20	5	4000	40	120
BA-LIN-Z2 1550-830 560X20	not relevant	not relevant	560	20	5	3000	56	120
BA-LIN-Z2 1550-840 560X20	not relevant	not relevant	560	20	5	4000	56	120
BA-LIN-Z2 2200-830 560X20	not relevant	not relevant	560	20	6	3000	80	120
BA-LIN-Z2 2200-840 560X20	not relevant	not relevant	560	20	5	4000	80	120
BA-LIN-Z2 4400-830 1120X20	not relevant	not relevant	1120	20	5	3000	160	120
BA-LIN-Z2 4400-840 1120X20	not relevant	not relevant	1120	20	5	4000	160	120

Product name	Tc	t [h]		cd			No.
BA-LIN-Z2 1100-830 280X20	80	50000	Yes	not relevant	A++	200	4
BA-LIN-Z2 1100-840 280X20	80	50000	Yes	not relevant	A++	200	4
BA-LIN-Z2 1550-830 560X20	80	50000	Yes	not relevant	A++	100	3
BA-LIN-Z2 1550-840 560X20	80	50000	Yes	not relevant	A++	100	3
BA-LIN-Z2 2200-830 560X20	80	50000	Yes	not relevant	A++	100	2
BA-LIN-Z2 2200-840 560X20	80	50000	Yes	not relevant	A++	100	2
BA-LIN-Z2 4400-830 1120X20	80	50000	Yes	not relevant	A++	50	1
BA-LIN-Z2 4400-840 1120X20	80	50000	Yes	not relevant	A++	50	1

PRODUCT FEATURES

- Module efficacy: up to 153 lm/W
- Average lifetime (L80 B50): 50,000 h (temperature at T_c = 55 °C)
- Available with luminous flux: 1,100 lm on 280 mm
- Available with luminous flux: 1,550 lm, 2,200 lm on 560 mm
- Available with luminous flux: 4,400 lm on 1,120 mm
- Available with color temperature: 3,000 K or 4,000 K
- High initial color consistency: ≤ 3 SDCM
- CE marked

PRODUCT BENEFITS

- Slim module for design of narrow luminaires
- Illumination comparable to that of reflector luminaires
- SELV or non-SELV module for easy luminaire design
- System match with OSRAM driver portfolio

AREAS OF APPLICATION

- Underground carpark
- Industry (storage, warehouse)
- Suitable for indoor applications





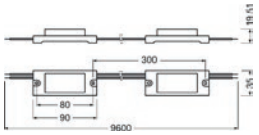

Product name	GTIN (EAN)	W	V	A	W MODULE	lm	lm/W	K	Ra
BX-M-PL 830	4052899493193	96	24	5	3	8419	102	3000	>80
BX-M-PL 865	4052899493155	96	24	5	3	8850	106	6500	>80
BX-M-PL 840	4052899493179	96	24	5	3	8947	106	4000	>80

Product name	Ta	IP	⌀ d [mm]	l [mm]	b [mm]	h [mm]		lm CHAIN	MODULES/ CHAIN
BX-M-PL 830	-25…55	IP66/IP68	not relevant	90	35	19.5	3000	9760	32
BX-M-PL 865	-25…55	IP66/IP68	not relevant	90	35	19.5	6500	10200	32
BX-M-PL 840	-25…55	IP66/IP68	not relevant	90	35	19.5	4000	10200	32

Product name		lm MODUL		t[h]		cd		
BX-M-PL 830	12	305.00	12 ° x 70	50000	Yes	not relevant	5	
BX-M-PL 865	12	318.75	12 ° x 70	50000	Yes	not relevant	5	
BX-M-PL 840	12	318.75	12 ° x 70	50000	Yes	not relevant	5	

PRODUCT FEATURES

- Chain of 32 linear LED modules
- Connected with flexible cables
- Maximum length of one chain: 9.60 m
- Type of protection (modules): IP66/IP68
- CE marked, ENEC certified, UL recognized component
- Fully integrated heat sink

PRODUCT BENEFITS

- Modules are compatible with the BoxLED mounting profile
- Uniform illumination thanks to optimized elliptical lenses
- Several options for quick and simple mounting: bolting or snap-in
- Excellent module efficacy
- Consistent white light (Standard Deviation of Color Matching SDCM:
- Very long lifetime
- ENEC certified
- 5 year guarantee

AREAS OF APPLICATION

- Signage and illuminated advertising
- Illumination of single and double-sided light boxes
- Permanent outdoor use in enclosed light boxes

EQUIPMENT / ACCESSORIES

- Several types of OPTOTRONIC 24 V power supplies available
- BoxLED mounting profile BX-MP

BoxLED XS Plus G3

LED modules for light advertising and backlighting



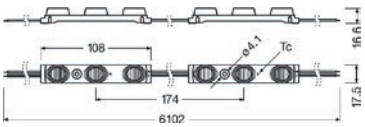

Product name	GTIN (EAN)	W	V	A	W MODULE	lm/W	K	Ra	
BX-XS-PL 830 G3	4052899989733	42	12	3.5	1.31	107	3000	≥80	≤3 sdcm
BX-XS-PL 840 G3	4052899989719	42	12	3.5	1.31	107	4000	≥80	≤3 sdcm
BX-XS-PL 865 G3	4052899989696	42	12	3.5	1.31	107	6500	≥80	≤3 sdcm

Product name	Ta	IP	Ø d [mm]	l [mm]	b [mm]	h [mm]		lm CHAIN	MODULES/ CHAIN
BX-XS-PL 830 G3	-25…75	IP66/IP68	not relevant	108	17.5	16	3000	4320	32
BX-XS-PL 840 G3	-25…75	IP66/IP68	not relevant	108	17.5	16	4000	4320	32
BX-XS-PL 865 G3	-25…75	IP66/IP68	not relevant	108	17.5	16	6500	4320	32

Product name		lm MODUL		t[h]		cd			
BX-XS-PL 830 G3	3	140	12 ° x 34	50000	Yes	not relevant	A+	5	
BX-XS-PL 840 G3	3	140	12 ° x 34	50000	Yes	not relevant	A+	5	
BX-XS-PL 865 G3	3	140	12 ° x 34	50000	Yes	not relevant	A+	5	

PRODUCT FEATURES

- Connected with flexible cables
- Type of protection (modules): IP66/IP68
- Single bin LEDs for all CCTs
- Consistent white light:
- CE marked, ENEC certified, UL recognized component

PRODUCT BENEFITS

- Uniform illumination thanks to optimized lenses embedded on module body
- Click and Play: quick and easy click-in of the LED modules, no tools needed
- Dimming capability: 1…10 V, DALI and DMX methods
- Very long lifetime: up to 50,000 h (L70/B50)
- 5 year guarantee

AREAS OF APPLICATION

- Permanent outdoor use in enclosed light boxes
- Signage and illuminated advertising
- Illumination of single and double-sided light boxes
- Wallwashing, cove lighting

EQUIPMENT / ACCESSORIES

- Several types of OPTOTRONIC 12 V LED drivers available
- Mounting profile BA-MP

OSRAM

BoxLED XS Plus G15

LED modules for light advertising and backlighting



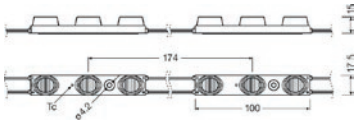

	Product name	GTIN (EAN)	V	W CHAIN	W MODULE	K		lm CHAIN	MODULES/ CHAIN	lm MODUL
NEW	BX-XS-PL-830 D	4052899438965	12	60	1.9	3000	3000	3652	32	114.1

	Product name			
NEW	BX-XS-PL-830 D	12 ° x 34	A	5

PRODUCT FEATURES

- Connected with flexible cables
- Type of protection (modules): IP66
- Special robust encapsulation
- CE marked

PRODUCT BENEFITS

- Uniform illumination thanks to optimized elliptical lenses
- Click and Play: quick and easy click-in of the LED modules, no tools needed
- Excellent module efficacy
- Very long lifetime
- 5 year guarantee

AREAS OF APPLICATION

- Permanent outdoor use in enclosed light boxes
- Signage and illuminated advertising
- Illumination of single and double-sided light boxes
- Wallwashing, cove lighting

EQUIPMENT / ACCESSORIES

- Several types of OPTOTRONIC 12 V power supplies available
- BackLED mounting profile BA-MP

REFERENCES / LINKS

For more information on the multi-level guarantee and the terms and conditions of the guarantee visit www.ledvance.com/system-guarantee

OSRAM

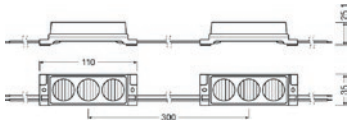

Product name	GTIN (EAN)	V	W CHAIN	W MODULE	K		lm CHAIN	MODULES/ CHAIN	lm MODUL
BX-ECO-M-PL 865	4052899946996	24	99.8	3.1	6500	6500	10094	32	315
BX-ECO-M-PL 830	4052899947030	24	99.8	3.1	3000	3000	10474	32	327
BX-ECO-M-PL 840	4052899947016	24	99.8	3.1	4000	4000	10474	32	327

Product name		
BX-ECO-M-PL 865	12 ° x 60	5
BX-ECO-M-PL 830	12 ° x 60	5
BX-ECO-M-PL 840	12 ° x 60	5

PRODUCT FEATURES

- Chain of 32 linear LED modules
- Connected with flexible cables
- Type of protection (modules): IP66
- Fully integrated heat sink

PRODUCT BENEFITS

- Modules are compatible with the BoxLED mounting profile
- Uniform illumination thanks to optimized elliptical lenses
- Several options for quick and simple mounting: bolting or snap-in
- Excellent module efficacy
- Cost-effective solution with reliable performance
- 5 year guarantee

AREAS OF APPLICATION

- Signage and illuminated advertising
- Illumination of single and double-sided light boxes
- Permanent outdoor use in enclosed light boxes

EQUIPMENT / ACCESSORIES

- Several types of OPTOTRONIC 24 V power supplies available
- BoxLED mounting profile BX-MP

REFERENCES / LINKS

For more information on the multi-level guarantee and the terms and conditions of the guarantee visit www.ledvance.com/system-guarantee

BoxLED L Plus G15

LED modules for light advertising and backlighting



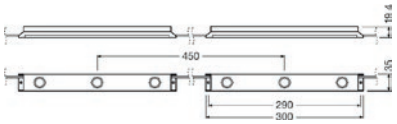

Product name	GTIN (EAN)	V	W CHAIN	W MODULE	K		lm CHAIN	MODULES/ CHAIN	lm MODUL
BX-L-PL 830	4052899200517	12	60	7.5	3000	3000	4350	8	505

Product name			
BX-L-PL 830	15 ° x 53.5	A	5

PRODUCT FEATURES

- Connected with flexible cables
- Type of protection (modules): IP66
- CE marked

PRODUCT BENEFITS

- Uniform illumination thanks to optimized elliptical lenses
- Click and Play: quick and easy click-in of the LED modules, no tools needed
- Excellent module efficacy
- Very long lifetime
- 5 year guarantee

AREAS OF APPLICATION

- Permanent outdoor use in enclosed light boxes
- Signage and illuminated advertising
- Illumination of single and double-sided light boxes
- Wallwashing, cove lighting

EQUIPMENT / ACCESSORIES

- Several types of OPTOTRONIC 12 V power supplies available
- BoxLED mounting profile BX-MP

REFERENCES / LINKS

For more information on the multi-level guarantee and the terms and conditions of the guarantee visit www.ledvance.com/system-guarantee

BoxLED Side Plus

LED modules for light advertising and backlighting



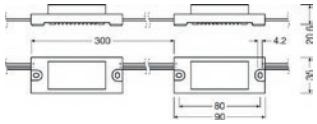

Product name	GTIN (EAN)	W	V	A	W MODULE	lm	lm/W	K	Ra
BX06SA-W4F-830	4008321828767	115.2	24	4.8	3.6	7680	67	3000	› 80
BX06SA-W4F-765	4008321828606	115.2	24	4.8	3.6	9280	81	6500	› 70

Product name	Ta	IP	Ø d [mm]	l [mm]	b [mm]	h [mm]		lm CHAIN	MODULES/ CHAIN
BX06SA-W4F-830	-25…95	IP66	not relevant	9600[1]	35	20.6	3000	7680	32
BX06SA-W4F-765	-25…95	IP66	not relevant	9600[1]	35	20.6	6500	9280	32

Product name		lm MODUL		t[h]		cd			
BX06SA-W4F-830	6	240	12 ° x 67	50000	Yes	not relevant	A	1	
BX06SA-W4F-765	6	290	12 ° x 67	50000	Yes	not relevant	A	1	

[1] Maximum LED pitch 300 mm

PRODUCT FEATURES

- Chain of 32 linear LED modules
- Connected with flexible cables
- Maximum length of one chain: 9.60 m
- Type of protection (modules): IP66
- Special robust encapsulation
- Fully integrated heat sink

PRODUCT BENEFITS

- Modules are compatible with the BoxLED mounting profile
- Uniform illumination thanks to optimized elliptical lenses
- Several options for quick and simple mounting: bolting or snap-in
- Excellent module efficacy
- Very long lifetime

AREAS OF APPLICATION

- Signage and illuminated advertising
- Illumination of single and double-sided light boxes
- Permanent outdoor use in enclosed light boxes

EQUIPMENT / ACCESSORIES

- Several types of OPTOTRONIC 24 V power supplies available

OSRAM

BoxLED Indoor L Plus
LED modules for light advertising and backlighting



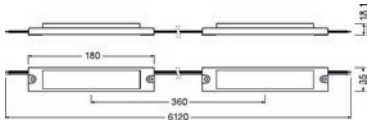

Product name	GTIN (EAN)	W	V	A	W MODULE	lm	lm/W	K	Ra
BXI-L-PL 830 G1	4052899518230	96	24	4	6	9600	100	3000	>80
BXI-L-PL 840 G1	4052899518216	96	24	4	6	10200	106	4000	>80
BXI-L-PL 865 G1	4052899518193	96	24	4	6	10200	106	6500	>80

Product name		Ta	IP	⌀ d [mm]		l [mm]	b [mm]	h [mm]		lm CHAIN
BXI-L-PL 830 G1	≤3 sdcm	-25…60	IP20	not relevant		180	35	18.1	3000	9600
BXI-L-PL 840 G1	≤3 sdcm	-25…60	IP20	not relevant		180	35	18.1	4000	10200
BXI-L-PL 865 G1	≤3 sdcm	-25…60	IP20	not relevant		180	35	18.1	6500	10200

Product name	MODULES/ CHAIN		lm MODUL		t[h]		cd		
BXI-L-PL 830 G1	16	24	600	12 ° x 70	50000	Yes	not relevant	A+	5
BXI-L-PL 840 G1	16	24	638	12 ° x 70	50000	Yes	not relevant	A+	5
BXI-L-PL 865 G1	16	24	638	12 ° x 70	50000	Yes	not relevant	A+	5

PRODUCT FEATURES
- Chain of 16 linear LED modules for EU market, 20 linear LED modules for Asian
- Connected with flexible cables

PRODUCT BENEFITS
- Modules are compatible with BackLED mounting profile
- Uniform illumination thanks to optimized elliptical lenses
- Several options for quick and simple mounting: bolting or snap-in
- Very high module efficacy: up to 106 lm/W
- Consistent white light (Standard Deviation of Color Matching SDCM:
- Very long lifetime: up to 50,000 h (L70/B50)
- ENEC certified
- 5 year guarantee

AREAS OF APPLICATION
- Signage and illuminated advertising
- Illumination of single and double-sided light boxes

EQUIPMENT / ACCESSORIES
- Several types of OPTOTRONIC 24 V power supplies available

OSRAM

BackLED S Plus G15

LED modules for light advertising and backlighting



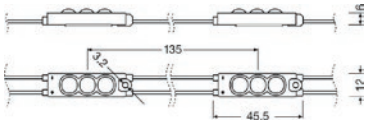

Product name	GTIN (EAN)	V	W CHAIN	W MODULE	K	lm CHAIN	MODULES/ CHAIN	lm MODUL
BA-S-PL BL D	4052899300675	12	16.9	0.38	not relevant	255	45	5.7
BA-S-PL GN D	4052899300651	12	16.9	0.38	not relevant	1110	45	24.7
BA-S-PL RD D	4052899300637	12	33.8	0.38	not relevant	1215	90	13.5

Product name			
BA-S-PL BL D	155	C	5
BA-S-PL GN D	155	A	5
BA-S-PL RD D	155	B	5

PRODUCT FEATURES

- Connected with flexible cables
- Type of protection (modules): IP66
- Color rendering index R_a: > 80
- CE marked and UL listed

PRODUCT BENEFITS

- Uniform illumination at high LED pitches thanks to Square Lens technology
- Modules are compatible with BackLED mounting profile
- Significantly better application efficiency compared to systems without lenses
- Several options for quick and simple mounting: bolting or snap-in
- Excellent module efficacy
- Very long lifetime
- 5 year guarantee

AREAS OF APPLICATION

- Signage and illuminated advertising
- Backlighting of small and/or flat channel letters
- Backlighting of single and double-sided light boxes
- Permanent outdoor use in enclosed light boxes or channel letters

EQUIPMENT / ACCESSORIES

- BackLED mounting profile BA-SM-MP
- Several types of OPTOTRONIC 12 V power supplies available

REFERENCES / LINKS

For more information on the multi-level guarantee and the terms and conditions of the guarantee visit www.ledvance.com/system-guarantee

OSRAM

BackLED M Plus G15

LED modules for light advertising and backlighting



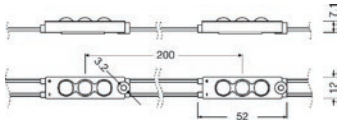

Product name	GTIN (EAN)	V	W CHAIN	W MODULE	K	λ		lm CHAIN
BA-M-PL-RD D	4052899300552	12	25	0.62	not relevant			907
BA-M-PL-840 D	4052899300514	12	30	0.75	4000	1.00	4000	2800
BA-M-PL-830 D	4052899300538	12	30	0.75	3000	1.00	3000	2600

Product name	MODULES/ CHAIN	lm MODUL			
BA-M-PL-RD D	40	22.7	155	B	5
BA-M-PL-840 D	40	70.0	155	A+	5
BA-M-PL-830 D	40	65.0	155	A	5

PRODUCT FEATURES

- Connected with flexible cables
- Type of protection (modules): IP66
- Color rendering index R_a: > 80
- CE marked and UL listed

PRODUCT BENEFITS

- Uniform illumination at high LED pitches thanks to Square Lens technology
- Modules are compatible with BackLED mounting profile
- Significantly better application efficiency compared to systems without lenses
- Several options for quick and simple mounting: bolting or snap-in
- Excellent module efficacy
- Very long lifetime
- 5 year guarantee

AREAS OF APPLICATION

- Signage and illuminated advertising
- Backlighting of medium size channel letters
- Backlighting of single and double-sided light boxes
- Permanent outdoor use in enclosed light boxes or channel letters

EQUIPMENT / ACCESSORIES

- BackLED mounting profile BA-SM-MP
- Several types of OPTOTRONIC 12 V power supplies available

REFERENCES / LINKS

For more information on the multi-level guarantee and the terms and conditions of the guarantee visit www.ledvance.com/system-guarantee

OSRAM

BackLED L Plus G15

LED modules for light advertising and backlighting



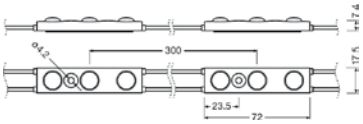

Product name	GTIN (EAN)	V	W CHAIN	W MODULE	K		lm CHAIN	MODULES/ CHAIN	lm MODUL
BA03LA-830 D	4052899442634	12	52	1.56	3000	3000	4349	32	135.9
BA-L-PL 865 D	4052899442672	12	52	1.56	6500	6500	4772	32	150.0

Product name			
BA03LA-830 D	150	A	5
BA-L-PL 865 D	150	A+	5

PRODUCT FEATURES

- Connected with flexible cables
- Type of protection (modules): IP66
- Color rendering index R_a: > 80
- Special robust encapsulation
- CE marked and UL listed

PRODUCT BENEFITS

- Uniform illumination at high LED pitches thanks to Flat Ray technology
- Click and Play: quick and easy click-in of the LED modules, no tools needed
- Excellent module efficacy
- Very long lifetime
- 5 year guarantee

AREAS OF APPLICATION

- Signage and illuminated advertising
- Backlighting of single and double-sided light boxes
- Permanent outdoor use in enclosed light boxes
- Decorative applications

EQUIPMENT / ACCESSORIES

- BackLED mounting profile BA-MP
- Several types of OPTOTRONIC 12 V power supplies available

REFERENCES / LINKS

For more information on the multi-level guarantee and the terms and conditions of the guarantee visit www.ledvance.com/system-guarantee

OSRAM

BackLED XL Plus G15

LED modules for light advertising and backlighting



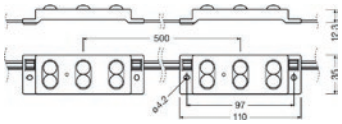

Product name	GTIN (EAN)	V	W CHAIN	W MODULE	K		lm CHAIN	MODULES/ CHAIN	lm MODUL
BA-XL-PL-830 D	4052899442696	24	100	3.1	3000	3000	8697	32	271.8
BA-XL-PL-840 D	4052899442719	24	100	3.1	4000	4000	9394	32	293.6
BA-XL-PL 865 D	4052899442733	24	100	3.1	6500	6500	9544	32	298.3

Product name			
BA-XL-PL-830 D	150	A	5
BA-XL-PL-840 D	150	A+	5
BA-XL-PL 865 D	150	A+	5

PRODUCT FEATURES

- Connected with flexible cables
- Type of protection (modules): IP66
- Color rendering index R_a: > 80
- Special robust encapsulation
- CE marked and UL listed

PRODUCT BENEFITS

- Uniform illumination at high LED pitches thanks to Flat Ray technology
- Click and Play: quick and easy click-in of the LED modules, no tools needed
- Excellent module efficacy
- Very long lifetime
- 5 year guarantee

AREAS OF APPLICATION

- Signage and illuminated advertising
- Backlighting of single and double-sided light boxes
- Permanent outdoor use in enclosed light boxes
- Decorative applications

EQUIPMENT / ACCESSORIES

- BoxLED mounting profile BX-MP
- Several types of OPTOTRONIC 24 V power supplies available

REFERENCES / LINKS

For more information on the multi-level guarantee and the terms and conditions of the guarantee visit www.ledvance.com/system-guarantee

OSRAM

BackLED DS Plus G15

LED modules for light advertising and backlighting



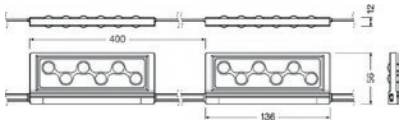

Product name	GTIN (EAN)	V	W CHAIN	W MODULE	K		lm CHAIN	MODULES/ CHAIN	lm MODUL
BA-DS-PL 865	4052899245891	24	100	6.2	6500	6500	9756	16	609.8[1]

Product name			
BA-DS-PL 865	150	A+	5

[1] 304.9 lm on each side

PRODUCT FEATURES

- Connected with flexible cables
- Type of protection (modules): IP66
- Color rendering index R_a: > 80
- Special robust encapsulation
- CE marked and UL listed

PRODUCT BENEFITS

- Uniform illumination at high LED pitches thanks to Flat Ray technology
- Click and Play: quick and easy click-in of the LED modules, no tools needed
- Excellent module efficacy
- Very long lifetime
- 5 year guarantee

AREAS OF APPLICATION

- Signage and illuminated advertising
- Backlighting of double-sided light boxes and pylons
- Permanent outdoor use in enclosed light boxes

EQUIPMENT / ACCESSORIES

- Several types of OPTOTRONIC 24 V power supplies available
- BackLED DS Plus G15 mounting profile
- BackLED DS Plus G15 mounting brackets

REFERENCES / LINKS

For more information on the multi-level guarantee and the terms and conditions of the guarantee visit www.ledvance.com/system-guarantee

OSRAM

BackLED TW Plus G2

LED modules for light advertising and backlighting



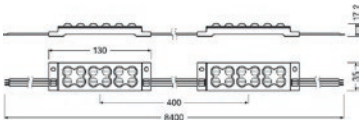

Product name	GTIN (EAN)	W	V	A	W CHAIN	W MODULE	lm	lm/W	K
BA-TW-PL 827-865 G2	4052899452954	96	24	4	96	4.8	9200	95.8	2700…6500

Product name	Ra	Ta	IP	⌀d [mm]	l [mm]	b [mm]	h [mm]		lm CHAIN
BA-TW-PL 827-865 G2	80	-25…55	IP66	not relevant	130	35	12.3	27006500	9200

Product name	MODULES/ CHAIN		lm MODUL		t[h]	cd		
BA-TW-PL 827-865 G2	20	12	460	150	50000	not relevant	5	

PRODUCT FEATURES

- Connected with flexible cables
- Type of protection (modules): IP66/IP68
- Light color: dynamic 2700…6500 K
- Special robust encapsulation
- CE marked

PRODUCT BENEFITS

- Flexible programmable lighting moods in connection with light management systems
- Uniform backlighting of large surfaces thanks to extremely wide angle optics
- Simple fixing with M3 screws
- UV and IR-free light preserves exhibits
- Consistent white light (Standard Deviation of Color Matching SDCM:
- 5 year guarantee

AREAS OF APPLICATION

- Daylight simulation
- Spas
- Shops
- Offices
- Museums, art galleries
- Permanent outdoor use in enclosed light boxes or channel letters

EQUIPMENT / ACCESSORIES

- Seven types of OPTOTRONIC 24 V power supplies available
- BoxLED mounting profile BX-MP

OSRAM

BackLED RGBW Plus G2

LED modules for light advertising and backlighting



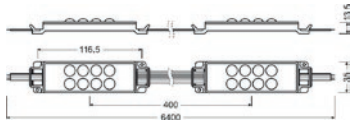

Product name	GTIN (EAN)	W	V	A	W CHAIN	W MODULE	lm	lm/W	K
BA-RGBW-PL G2	4052899452930	55.2	24	2.3	55.2	3.7	2310	42	6500

Product name	Ra	Ta	IP	⌀d [mm]	l [mm]	b [mm]	h [mm]		lm CHAIN
BA-RGBW-PL G2	-	-25…55	IP66	not relevant	129	35	12.8	6500	2310

Product name	MODULES/ CHAIN		lm MODUL		t[h]		cd		
BA-RGBW-PL G2	15	8	154	150	50000	Yes	not relevant	5	

PRODUCT FEATURES

- Connected with flexible cables
- Type of protection (modules): IP66/IP68
- Special robust encapsulation
- CE marked
- Dimmable by pulse width modulation (PWM)

PRODUCT BENEFITS

- Simple fixing with M3 screws
- Broad color mixing palette (in connection with light management systems)
- Uniform backlighting of large surfaces thanks to extremely wide angle optics
- Simple connection with open cable ends
- Consistent white light (Standard Deviation of Color Matching SDCM:
- 5 year guarantee

AREAS OF APPLICATION

- Dynamic color backlighting
- Dynamic mood lighting
- Spas
- Shops
- Restaurants
- Trade fair lighting
- Permanent outdoor use in enclosed light boxes or channel letters

EQUIPMENT / ACCESSORIES

- Several types of OPTOTRONIC 24 V power supplies available
- BoxLED mounting profile BX-MP

OSRAM

BackLED S Plus G3

LED modules for light advertising and backlighting



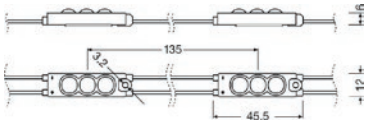

Product name	GTIN (EAN)	W	V	A	W CHAIN	W MODULE	lm	lm/W	K
BA-S-PL 830 G3	4052899504592	30	12	2.5	30	0.33	3300	112	3000
BA-S-PL 840 G3	4052899504615	30	12	2.4	30	0.33	3510	118	4000
BA-S-PL 865 G3	4052899504639	30	12	2.5	30	0.33	3510	118	6500

Product name	Ra	Ta	IP	∅ d [mm]	l [mm]	b [mm]	h [mm]		lm CHAIN
BA-S-PL 830 G3	>80	-25…65	IP66	not relevant	45.5	12	6	3000	3330
BA-S-PL 840 G3	>80	-25…65	IP66	not relevant	45.5	12	6	4000	3510
BA-S-PL 865 G3	>80	-25…65	IP66	not relevant	45.5	12	6	6500	3510

Product name	MODULES/ CHAIN		lm MODUL		t[h]		cd		
BA-S-PL 830 G3	90	3	37	155	50000	Yes	not relevant	A+	5
BA-S-PL 840 G3	90	3	39	155	50000	Yes	not relevant	A+	5
BA-S-PL 865 G3	90	3	39	155	50000	Yes	not relevant	A+	5

PRODUCT FEATURES

- Connected with flexible cables
- Type of protection (modules): IP66
- Color rendering index R_a: > 80
- CE marked, ENEC certified, UL recognized component
- Lifetime (L70/B50): 50,000 h
- Module efficacy: up to 130 lm/W

PRODUCT BENEFITS

- Uniform illumination at high LED pitches thanks to Square Lens technology
- Modules are compatible with BackLED mounting profile
- Significantly better application efficiency compared to systems without lenses
- Several options for quick and simple mounting: bolting or snap-in
- Consistent white light (Standard Deviation of Color Matching SDCM:
- ENEC certified
- 5 year guarantee

AREAS OF APPLICATION

- Signage and illuminated advertising
- Backlighting of small and/or flat channel letters
- Backlighting of single and double-sided light boxes
- Permanent outdoor use in enclosed light boxes or channel letters

EQUIPMENT / ACCESSORIES

- BackLED mounting profile BA-SM-MP
- Several types of OPTOTRONIC 12 V power supplies available

OSRAM

BackLED M Plus HO G1

LED modules for light advertising and backlighting



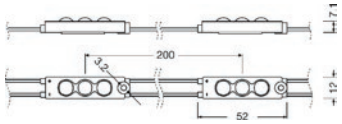

Product name	GTIN (EAN)	W	V	A	W CHAIN	W MODULE	lm	lm/W	K
BA-M-PL 830 H0	4052899504707	34	12	2.8	34	0.85	3440	101	3000
BA-M-PL 840 H0	4052899504721	34	12	2.8	34	0.85	3600	101	4000
BA-M-PL 865 H0	4052899504745	34	12	2.8	34	0.85	3600	101	6500

Product name	Ra	Ta	IP	∅ d [mm]	l [mm]	b [mm]	h [mm]		lm CHAIN
BA-M-PL 830 H0	80	-25…+70	IP66	not relevant	52	12	8.9	3000	3440
BA-M-PL 840 H0	80	-25…+70	IP66	not relevant	52	12	8.9	4000	3600
BA-M-PL 865 H0	80	-25…+70	IP66	not relevant	52	12	8.9	6500	3600

Product name	MODULES/ CHAIN		lm MODUL		Tc	t[h]		cd	
BA-M-PL 830 H0	40	3	86	155	70	50000	Yes	not relevant	5
BA-M-PL 840 H0	40	3	90	155	70	50000	Yes	not relevant	5
BA-M-PL 865 H0	40	3	90	155	70	50000	Yes	not relevant	5

PRODUCT FEATURES

- Connected with flexible cables
- Type of protection (modules): IP66
- Color rendering index R_a: > 80
- CE marked and UL listed
- Lifetime (L70/B50): 50,000 h
- Cable: available in two lengths to suit luminaire design

PRODUCT BENEFITS

- Uniform illumination at high LED pitches thanks to Square Lens technology
- Modules are compatible with BackLED mounting profile
- Significantly better application efficiency compared to systems without lenses
- Several options for quick and simple mounting: bolting or snap-in
- Consistent white light (Standard Deviation of Color Matching SDCM:
- ENEC certified
- 5 year guarantee

AREAS OF APPLICATION

- Signage and illuminated advertising
- Backlighting of small and/or flat channel letters
- Backlighting of single and double-sided light boxes
- Permanent outdoor use in enclosed light boxes or channel letters

EQUIPMENT / ACCESSORIES

- BackLED mounting profile BA-SM-MP
- Several types of OPTOTRONIC 12 V power supplies available

OSRAM



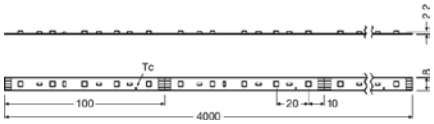

Product name	GTIN (EAN)	W	V	A	lm	lm/W	W/METER
LF05CA2-RGB3	4008321851536	72	24	3	1880	not relevant	18

Product name	K	λ	Ra	Ta	IP	Ø d [mm]
LF05CA2-RGB3	not relevant	not relevant	not relevant	-30…+55	IP00	not relevant

Product name	l [mm]	b [mm]	h [mm]	lm/METER			Tc	t[h]	
LF05CA2-RGB3	4000	8	2.2	470	200	120	75	50000	Yes

Product name	cd	METER	
LF05CA2-RGB3	not relevant	50	8

PRODUCT FEATURES

- Flexible and cuttable LED strip with inline multichip RGB LEDs
- RGBW: full single bin on each color and white

PRODUCT BENEFITS

- Uniform color changing
- Great design freedom thanks to flexibility and cuttability of module
- Simple mounting and connection
- Type of protection: IP00
- Toolless connection with the optional CONNECTsystem for RGB
- Easy mounting on many smooth surfaces thanks to self-adhesive tape at the back

AREAS OF APPLICATION

- Effect lighting in architecture
- Injection of light into displays and low-profile light guides
- Dynamic effects in public zones

EQUIPMENT / ACCESSORIES

- Simplified connection with optional matching CONNECTsystem for RGB
- Quick installation with optional SLIM TRACK System
- Perfectly matched to OPTOTRONIC 24 V electronic control gears

LINEARlight FLEX Protect
Colored flexible LED strips, cuttable



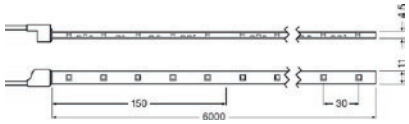

Product name	GTIN (EAN)	W	V	lm	lm/W	W/METER	K
LF05E-R1-P	4008321616937	36	24	840	not relevant	6	not relevant

Product name	λ	Ra	Ta	IP	Ø d [mm]	l [mm]	b [mm]
LF05E-R1-P	not relevant	not relevant	-20…+50	IP67	not relevant	6000[1]	11

Product name	h [mm]	lm/METER			Tc	t[h]		cd	METER
LF05E-R1-P	4.5	140	200	120	75	50000	Yes	not relevant	33

Product name	
LF05E-R1-P	8

[1] LED pitch 30 mm

PRODUCT FEATURES
- Flexible and cuttable LED strip
- Type of protection: IP67
- Dimmable
- Fine White
- Highly UV-resistant
- Salt mist proof

PRODUCT BENEFITS
- High-performance silicone for extremely long life and flexibility
- Stylish design
- Simple connection thanks to premounted connectors

AREAS OF APPLICATION
- Decorative applications
- Wall integration
- Backlighting of complex structures
- Path lighting
- Signage

EQUIPMENT / ACCESSORIES
- CONNECTsystem LF-PROTECT
- LINEARlight Track LT

OSRAM

LINEARlight FLEX
Colored flexible LED strips, cuttable



1

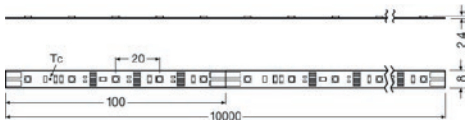

2

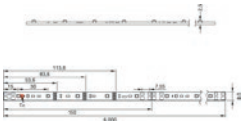

Product name	GTIN (EAN)	W	V	A	lm	lm/W	W/METER
LF05E-Y1	4008321955432	36	24	1.5000	840	not relevant	6.0
LF05A2-T3	4052899924116	49	24	2.0000	1650	not relevant	4.9
LF05A2-R3	4052899924086	83	24	3.4500	1100	not relevant	8.3
LF05A2-Y3	4052899924109	83	24	0.0035	1100	not relevant	8.3
LF05A2-O3	4052899924093	83	24	0.0035	1350	not relevant	8.3

Product name	K	λ	Ra	Ta	IP	⌀d [mm]
LF05E-Y1	not relevant	not relevant	not relevant	-20…+50	IP20	not relevant
LF05A2-T3	not relevant	not relevant	not relevant	-20…+50	IP00	not relevant
LF05A2-R3	not relevant	not relevant	not relevant	-20…+50	IP00	not relevant
LF05A2-Y3	not relevant	not relevant	not relevant	-20…+50	IP00	not relevant
LF05A2-O3	not relevant	not relevant	not relevant	-20…+50	IP00	not relevant

Product name	l [mm]	b [mm]	h [mm]		lm/METER			Tc	t[h]	
LF05E-Y1	6000[1]	8	2.5		140	200	120	75	50000	Yes
LF05A2-T3	10000	8	2.4	-	180	500	120	75	50000	
LF05A2-R3	10000	8	2.0	-	120	500	120	75	50000	
LF05A2-Y3	10000	8	2.4	-	110	500	120	75	50000	
LF05A2-O3	10000	8	2.4	-	130	500	120	75	50000	

Product name	cd	/METER		No.
LF05E-Y1	not relevant	33	8	2
LF05A2-T3		50	8	1
LF05A2-R3		50	8	1
LF05A2-Y3		50	8	1
LF05A2-O3		50	8	1

[1] LED pitch 30 mm

PRODUCT FEATURES

- Can be divided into the smallest unit or multiples thereof without affecting the function of the remainder of the board
- Dimmable by pulse width modulation (PWM)

PRODUCT BENEFITS

- Low height for low-profile surface/enclosed mounting
- Low thermal output
- Flexible 3-D mounting possible
- Flexible board with double-sided adhesive tape for simple mounting
- LF05A with smaller dimensions and additional cutting options thanks to the use of the LF-2TERM end cap

AREAS OF APPLICATION

- Injection of light into displays and low-profile light guides
- Information signs, advertising or display cabinet lighting
- Backlighting of complex contours
- For decorative applications: LF05A
- Small coves and decorative applications

EQUIPMENT / ACCESSORIES

- Simplified connection with the optional CONNECTsystem



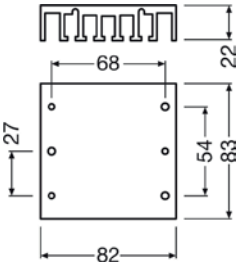

Product name	GTIN (EAN)	l [mm]	b [mm]	h [mm]	
PL-CUBE-ADP	4052899055599	82.8	81.6	21.5	20

PRODUCT FEATURES

- Mechanical adapter for raising PrevaLED Cube and Cube AC to standard height

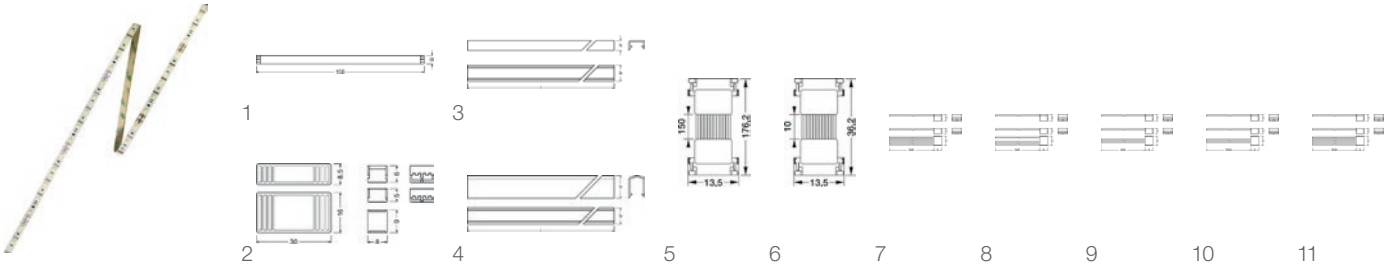

Product name	GTIN (EAN)	l [mm]	b [mm]	h [mm]		No.
LF-LTS-COVER-SHORTPITCH	4008321790200	2100.0	17.7	10.5	40	3
LF-WIRE-150 FLEX SC	4008321875563	150.0	8.0	not relevant	5000	1
LF-CONN-10 FLEX	4008321955333	13.2	13.2	5.3	200	6
LF-CONN-150 FLEX	4008321955340	13.2	13.2	5.3	100	5
LF-LTS-COVER-DIFF	4008321979001	2100.0	17.7	24.0	40	4
FX-SC08-G2-CT2PF-0500	4052899464735	510.0	9.2	5.9	280	9
FX-SC08-G2-CT2PF-1000	4052899464766	1010.0	9.2	5.9	280	10
FX-SC08-G2--CT4PF-0500	4052899464797	510.0	9.2	5.9	280	7
FX-SC08-G2--CT4PF-1000	4052899464827	1010.0	9.2	5.9	280	11
FX-SC08-G2-CT4PJ	4052899464858	9.0	9.2	5.9	1250	2
FX-SC08-G2-CT3PF-0500HF	4052899482999	509.8	9.2	4.8	280	8
FX-SC08-G2-CT3PFE-0500HF	4052899483026	509.8	9.2	4.8	280	8

PRODUCT BENEFITS

- Simple installation, no tools or soldering required (CONNECTsystem)
- Reduced installation time (CONNECTsystem)
- Low profile (CONNECTsystem)
- Extremely vibration-proof (CONNECTsystem)
- Permissible operating temperature perfectly matched to module (CONNECTsystem)
- Can be connected to the front of the module or at division points (CONNECTsystem)

LINEARlight FLEX DIFFUSE
– Accessories for side-bending



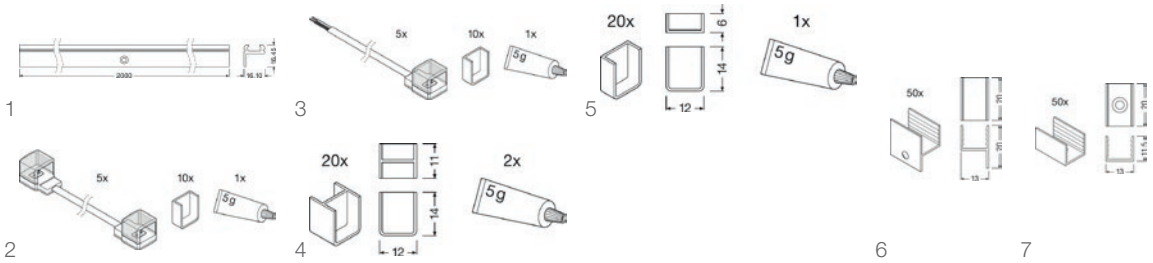

Product name	GTIN (EAN)	l [mm]	b [mm]	h [mm]			No.
FX-DCS-G1-CM2PF-IP67-SIDEKIT5	4052899452015	260.0	150.0	30.0	0	10	3
FX-DCS-G1-CM2PJ-IP67-SIDEKIT5	4052899452077	260.0	150.0	30.0	0	10	2
FX-DCS-G1-ECS-KIT20	4052899452121	100.0	100.0	30.0	0	10	5
FX-DCS-G1-EHS-KIT20	4052899452206	100.0	100.0	30.0	0	10	4
FX-LFDM-G1-BS-12H13	4052899452541	11.5	13.0	20.0	0	400	7
FX-LFDM-G1-BSL-12H13E9	4052899452572	20.0	13.0	20.0	0	400	6
FX-LFDM-G1-TS-16H16-200	4052899544925	2000.0	16.2	16.5	0	20	1

PRODUCT BENEFITS

- Short installation time (CONNECTsystem)

OSRAM

LINEARlight FLEX DIFFUSE
– Accessories for top-bending



Product name	GTIN (EAN)	l [mm]	b [mm]	h [mm]		No.	
FX-DCS-G1-CM2PF-IP67-500-X5	4052899451971	260	150.0	30.0	0	10	8
FX-DCS-G1-CM2PF-IP67-TOPKIT5	4052899451995	260	150.0	30.0	0	10	5
FX-DCS-G1-CM2PJ-IP67-0190-X5	4052899452039	260	150.0	30.0	0	10	9
FX-DCS-G1-CM2PJ-IP67-TOPKIT5	4052899452053	260	150.0	30.0	0	10	4
FX-DCS-G1-ECT-KIT20	4052899452107	100	100.0	30.0	0	10	10
FX-DCS-G1-EHT-KIT20	4052899452176	100	100.0	30.0	0	10	6
FX-DCS-G1-GL-25	4052899452244	100	150.0	30.0	0	20	3
FX-LFDM-G1-BT-17H11	4052899452480	11	16.5	20.0	0	400	11
FX-LFDM-G1-BTL-17H11E9	4052899452510	19	16.5	20.0	0	400	7
FX-LFDM-G1-TT-16H16-200	4052899544949	2000	16.2	15.5	0	20	1
FX-LFDM-G1-TTL-16H11W10-200	4052899544963	2000	16.2	20.5	0	20	2

PRODUCT BENEFITS

- Short installation time (CONNECTsystem)



Product name	GTIN (EAN)	l [mm]	b [mm]	h [mm]			No.
FX-QMW-G1-XCLPL1-DIV1	4052899446731	9.0	6.0	6.0	0	400	1
FX-QMW-G1-P125C30-DIV1-300	4052899449060	3000.0	66.0	28.5	0	4	12
FX-QMW-G1-EFGP-TU26H25	4052899450240	26.0	24.5	9.5	0	400	8
FX-QMW-G1-EFGP-TU26H25W2	4052899450219	30.0	24.5	12.0	0	400	4
FX-QMW-G1-EFGP-PC30	4052899450165	30.0	28.5	8.5	0	400	9
FX-QMW-G1-EFGP-TU26H25W10	4052899450134	46.0	24.5	16.5	0	400	10
FX-QMW-G1-EFGP-L-TK30D46H27	4052899450059	45.6	26.7	8.0	0	400	6
FX-QMW-G1-EFGP-R-TK30D46H27	4052899449909	45.6	26.7	8.0	0	400	6
FX-QMW-G1-TU26H25W2-300	4052899448841	3000.0	30.0	25.0	0	20	13
FX-QMW-G1-SRME-DIV1	4052899446786	50.0	40.0	11.0	0	400	2
FX-QMW-G1-TK30D46H27-300	4052899448827	3000.0	45.6	26.7	0	10	14
FX-QMW-G1-TU26H25-300	4052899448803	3000.0	26.0	24.5	0	20	15
FX-QMW-G1-TU26H25W10-300	4052899448773	3000.0	46.0	24.0	0	4	16
FX-QMW-G1-TU26H8-300	4052899448643	3000.0	26.0	9.5	0	20	17
FX-QMW-G1-CFDB-300	4052899447806	3000.0	11.0	4.0	0	40	3
FX-QMW-G1-CRD-300	4052899447035	3000.0	24.0	20.0	0	40	11
FX-QMW-G1-SMME-DIV1	4052899446830	66.0	33.0	14.0	0	400	5
FX-QMW-G1-ERGP-TU26H8	4052899450271	26.0	25.0	12.0	0	400	7

PRODUCT FEATURES

- Ideal for using two Flex modules
- Can be easily combined with covers for homogeneous light distribution
- Compatible with Linearlight Flex

PRODUCT BENEFITS

- Plenty of freedom for attractive design and perfect functioning
- Aluminum profile robust and corrosion-resistant thanks to anodization
- Quick and easy installation



Product name	GTIN (EAN)	l [mm]	b [mm]	h [mm]			No.
FX-QMS-G1-BMZI-DIV1	4052899446861	17	20.0	9.5	0	400	10
FX-QMS-G1-TR19H16-300	4052899449008	3000	18.5	15.8	0	20	13
FX-QMS-G1-ELGP-TU16H12LS	4052899449879	16	18.0	9.0	0	400	5
FX-QMS-G1-EFGP-TU15H6W3	4052899449817	22	19.0	12.0	0	400	7
FX-QMS-G1-ELGP-TU16H12LS	4052899449183	16	18.0	9.0	0	400	5
FX-QMS-G1-TU15H6W3-300	4052899449138	22	19.0	6.0	0	400	9
FX-QMS-G1-EFGP-TU15H6	4052899449107	15	9.5	6.0	0	400	8
FX-QMS-G1-TU16H12LS-300	4052899449046	3000	16.0	12.0	0	20	3
FX-QMS-G1-TU16H12W3-300	4052899448988	3000	16.0	12.0	0	20	16
FX-QMS-G1-BMZI-T45D19H19	4052899446960	20	20.0	9.5	0	400	10
FX-QMS-G1-TU16H12-300	4052899448964	3000	16.0	12.0	0	20	1
FX-QMS-G1-TU15H6W3-300	4052899448889	3000	22.0	6.0	0	40	12
FX-QMS-G1-TU15H6-300	4052899448865	3000	15.2	6.0	0	40	14
FX-QMS-G1-T45D19H19-300	4052899448667	3000	19.0	19.0	0	4	15
FX-QMS-G1-CLT-300	4052899447783	3000	16.0	8.0	0	40	2
FX-QMS-G1-CFDL-300	4052899447059	3000	12.0	4.0	0	40	4
FX-QMS-G1-CFDB-300	4052899446991	3000	11.0	4.0	0	40	11
FX-QMS-G1-EFGP-T45D19H19	4052899450028	26	17.5	10.0	0	400	6

PRODUCT FEATURES

- Ideal even for lighting in confined spaces
- Can be easily combined with covers for homogeneous light distribution
- Can be combined with lenses of different beam angles
- Compatible with Linearlight Flex

PRODUCT BENEFITS

- Minimum installation dimensions thanks to compact design
- Aluminum profile robust and corrosion-resistant thanks to anodization
- Quick and easy installation



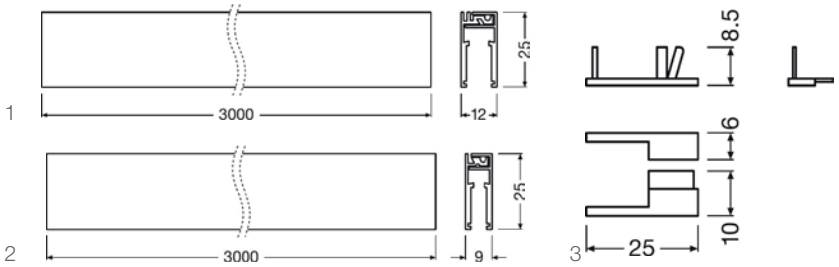

Product name	GTIN (EAN)	l [mm]	b [mm]	h [mm]		No.	
FX-QME-G1-T6G10H25-300	4052899448711		25		0	20	2
FX-QME-G1-T810G12H25-300	4052899448759	3000	25	12.4	0	4	1
FX-QME-G1-EXGP-T810G12H25	4052899450080	25.0	10	8.5	0	400	3

PRODUCT FEATURES

- The perfect choice for installations with edge backlighting
- Compatible with Linearlight Flex

PRODUCT BENEFITS

- Aluminum profile robust and corrosion-resistant thanks to anodization
- Quick and easy installation

HANDRAIL TRACK System
– Flex accessories



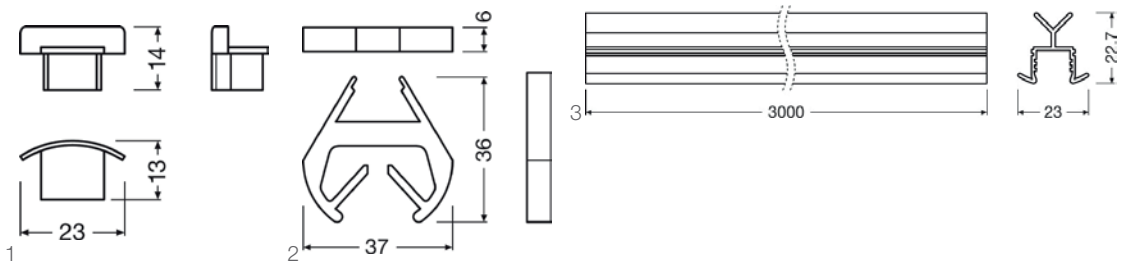

Product name	GTIN (EAN)	l [mm]	b [mm]	h [mm]			No.
FX-QMH-G1-BUHR42PL-TU15H23W4	4052899446939	37	36	6.0	0	400	2
FX-QMH-G1-TU15H23W4-105	4052899449022	1050	23	22.7	0	20	3
FX-QMH-G1-EFGP-L-TK30D46H27	4052899449848	23	13	14.0	0	400	1

PRODUCT FEATURES

- Can be easily combined with covers for homogeneous light distribution
- Compatible with Linearlight Flex

AREAS OF APPLICATION

- Ideal for lighting in railings and handrails

PRODUCT BENEFITS

- Aluminum profile robust and corrosion-resistant thanks to anodization
- Quick and easy installation

OSRAM

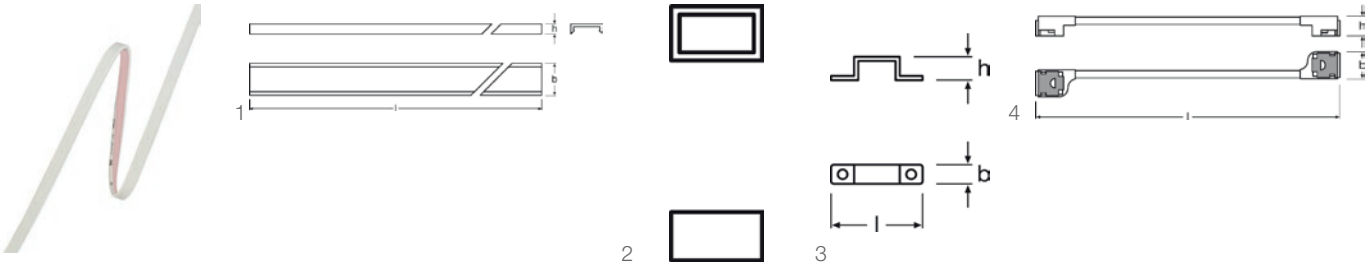

Product name	GTIN (EAN)	l [mm]	b [mm]	h [mm]		No.
LF-CLIP-FIXTURE PROTECT	4008321644749	27.0	6.0	5.7	500	3
LF-LTS-COVER-CLEAR	4008321790187	2100.0	17.7	5.3	40	1
LF-2PIN Protect	4008321977069	30.0	19.8	13.4	50	
LF-2CONN Protect	4008321977083	30.0	19.8	13.4	50	4
LF-LTS-MB	4008321979025	35.0	16.0	4.4	280	
LF-2PIN IP67 LP	4052899125711	30.0	19.8	13.4	50	
LF-2CONN IP67 LP	4052899125735	30.0	19.8	13.4	50	
LF-LTS-MB	4052899381018	35.0	16.0	4.4	280	
LF-ENDCAP IP67 LP	4052899902565	13.7	10.0	7.0	100	2

PRODUCT BENEFITS

- Short installation time (CONNECTsystem)



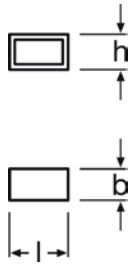

1



2

Product name	GTIN (EAN)	l [mm]	b [mm]	h [mm]		No.
LF-4PIN Protect	4008321977076	30.0	19.8	13.4	50	2
LF-4CONN Protect	4008321977090	30.0	19.8	13.4	50	
LF-ENDCAP Protect	4008321977106	13.7	10.0	8.0	100	1

PRODUCT BENEFITS

- Short installation time (CONNECTsystem)



1

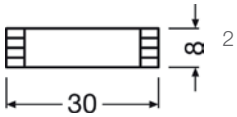

2

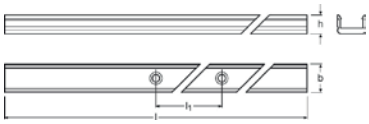

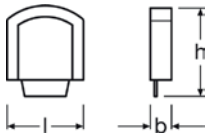

3

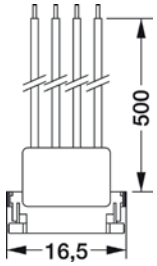

4

Product name	GTIN (EAN)	l [mm]	b [mm]	h [mm]		No.
LF-4PIN FLEX	4008321514585	13.2	13.2	5.3	100	4
LF-WIRE-30 FLEX SC	4008321875587	30.0	8.0	not relevant	10000	1
LF-LTS-2100	4008321978981	2100.0	14.6	9.2	40	2
LF-LTS-ENDCAP	4052899387591	20.0	20.0	8.0	160	3

PRODUCT BENEFITS

- Simple installation, no tools or soldering required (CONNECTsystem)
- Reduced installation time (CONNECTsystem)
- Low profile (CONNECTsystem)
- Extremely vibration-proof (CONNECTsystem)
- Permissible operating temperature perfectly matched to module (CONNECTsystem)
- Can be connected to the front of the module or at division points (CONNECTsystem)



1

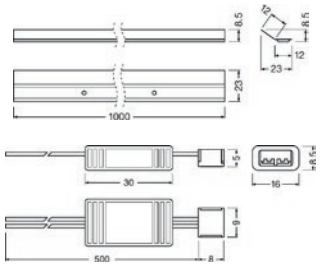

2

3



Product name	GTIN (EAN)	l [mm]	b [mm]	h [mm]		No.
VF-TR1000	4008321867636	1000	23.0	8.5	20	1
LT-560	4008321893789	560	35.0	13.7	20	3
FX-SC08-G2-C2PF-IP54-0500	4052899464889	510	15.7	8.2	280	2



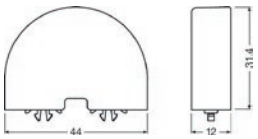

Product name	GTIN (EAN)	l [mm]	b [mm]	h [mm]		
ENDCAP for LIN-DIFFUSER	4052899376670	43	12	31	0	100

PRODUCT FEATURES

- Transmission > 85%

AREAS OF APPLICATION

- Optical light impression as flourecent tube

PRODUCT BENEFITS

- Homogeneous glare free light distribution
- Fast snap on mounting using mounting screws
- Available with length: 560 mm, 600 mm, 1,150 mm, 1,450 mm
- Prevents touching of lightsource

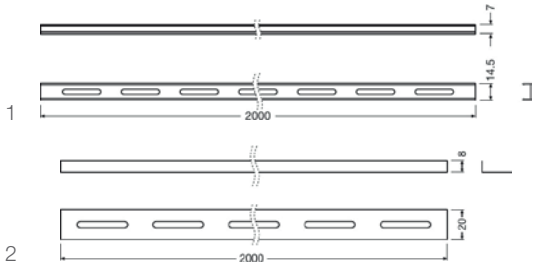

Product name	GTIN (EAN)	l [mm]	b [mm]	h [mm]			No.
BA-MP	4052899145863	2000	20.0	8	0	24	2
BA-SM-MP	4052899264540	2000	14.5	7	0	24	1

PRODUCT FEATURES

- Universally applicable mounting profile for single or double-sided light boxes
- Overall length: 2,000 mm

PRODUCT BENEFITS

- Can be easily shortened to any length
- Quick and easy mounting of the profile with self-tapping screws or pop rivets
- Quick and simple snap-in fixing of the LED modules, no tools required
- Robust aluminum profile

AREAS OF APPLICATION

- Advertising and lettering
- Backlighting of single and double-sided light boxes

EQUIPMENT / ACCESSORIES

- BA-MP suitable for BackLED L, BoxLED XS
- BA-SM-MP suitable for BackLED S/M

Mounting profiles
Accessories for LED Modules for advertising and backlighting



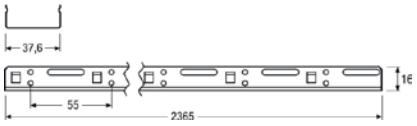

Product name	GTIN (EAN)	l [mm]	b [mm]	h [mm]		
BX-MP	4008321981110	2365	37.6	16	0	24

PRODUCT FEATURES
- Universally applicable mounting profile for single or double-sided light boxes
- Overall length: 2,365 mm
- Integrated 55 mm mounting grid for simple positioning of the LED modules
- Integrated fixing option for cables

PRODUCT BENEFITS
- Can be easily shortened to any length
- Quick and easy mounting of the profile with self-tapping screws or pop rivets
- Quick and simple snap-in fixing of the LED modules, no tools required
- Robust aluminum profile

AREAS OF APPLICATION
- Advertising and lettering
- Backlighting of single and double-sided light boxes

EQUIPMENT / ACCESSORIES
- Suitable for BoxLED M/Eco M/L Plus, BackLED XL/RGBW/TW Plus

OSRAM

BackLED DS Plus G15

Accessories for LED Modules for advertising and backlighting



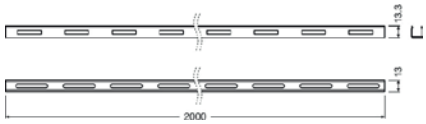

Product name	GTIN (EAN)	l [mm]	b [mm]	h [mm]		
BX-DS-MP	4008321880307	2000	13	13.3	0	24

PRODUCT FEATURES

- Universally applicable mounting profile for BackLED DS Plus LED modules
- Overall length: 2,000 mm
- Integrated 50 mm mounting grid for simple positioning of the LED modules
- Integrated fixing option for cables

PRODUCT BENEFITS

- Can be easily shortened to any length
- Quick and easy mounting of the profile with self-tapping screws or pop rivets
- Quick and simple snap-in fixing of the LED modules, no tools required
- Robust aluminum profile

AREAS OF APPLICATION

- Signage and illuminated advertising
- Backlighting of double-sided light boxes and pylons
- Permanent outdoor use in enclosed light boxes

EQUIPMENT / ACCESSORIES

- Suitable for BackLED DS Plus

OSRAM



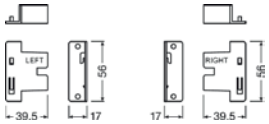

Product name	GTIN (EAN)	l [mm]	b [mm]	h [mm]		
BX-DS-MB	4008321872173	39.5	56	17	0	150

PRODUCT FEATURES

- Mounting brackets for BackLED DS Plus mounting profile
- Shipping unit comprises equal quantity of left and right brackets

PRODUCT BENEFITS

- Quick and simple snap-in fixing of the mounting profiles, no tools required
- Robust and corrosion-proof polycarbonate brackets

AREAS OF APPLICATION

- Signage and illuminated advertising
- Backlighting of double-sided light boxes and pylons
- Permanent outdoor use in enclosed light boxes

EQUIPMENT / ACCESSORIES

- Suitable for BackLED DS Plus

PREVALED® CORE G7 DRIVER MATCHING OVERVIEW

	DALI – SELV				OT FIT LT2 – SELV & LP			OT FIT CS G2 – SELV (DIP switch)				OT FIT CS G2 – SELV (DIP switch)							
	OTi DALI 15/220…240/1A4 LT2	OTi DALI 25/220…240/700 LT2	OTi DALI 35/220…240/1A0 LT2	OTi DALI 50/220…240/1A4 LT2 FAN	OT FIT 15/220…240/500 LT2 S / LP	OT FIT 25/220…240/700 LT2 S / LP	OT FIT 40/220…240/1A0 LT2 S / LP	OT FIT 20/220…240/500 CS G2				OT FIT 30/220…240/700 CS G2				OT FIT 40/220…240/1A0 CS G2			
OSRAM NAME	Luminous flux depends on set current				Luminous flux depends on set current			Luminous flux [lm] according to current [mA] as follows				Luminous flux [lm] according to current [mA] as follows				Luminous flux [lm] according to current [mA] as follows			
								250	350	450	500	500	600	650	700	500	600	650	700
PL-CORE-G7 1000-827 L10 H1	●				●			1195	1603										
PL-CORE-G7 1000-830 L10 H1	●				●			1256	1685										
PL-CORE-G7 1000-835 L10 H1	●				●			1294	1737										
PL-CORE-G7 1000-840 L10 H1	●				●			1325	1778										
PL-CORE-G7 1000-927 L10 H1	●	●			●			1017	1365										
PL-CORE-G7 1000-930 L10 H1	●	●			●			1066	1431										
PL-CORE-G7 1000-935 L10 H1	●	●			●			1103	1481										
PL-CORE-G7 1000-940 L10 H1	●	●			●			1126	1511										
PL-CORE-G7 2000-827 L10 H1	●	●			●	●		1189	1645	2081	2291	2291	2697	2892	3082				
PL-CORE-G7 2000-830 L10 H1	●	●			●	●		1251	1731	2190	2411	2411	2838	3043	3244				
PL-CORE-G7 2000-835 L10 H1	●	●			●	●		1290	1784	2257	2485	2485	2925	3137	3343				
PL-CORE-G7 2000-840 L10 H1	●	●			●	●		1315	1819	2301	2533	2533	2982	3198	3408				
PL-CORE-G7 2000-927 L10 H1		●	●			●	●	1016	1405	1778	1958	1958	2304	2471	2633				
PL-CORE-G7 2000-930 L10 H1		●	●			●	●	1065	1473	1864	2052	2052	2415	2590	2760				
PL-CORE-G7 2000-935 L10 H1	●	●	●			●	●	1102	1525	1929	2124	2124	2500	2681	2858				
PL-CORE-G7 2000-940 L10 H1	●	●	●			●	●	1124	1556	1968	2167	2167	2550	2735	2915				
PL-CORE-G7 2000-827 L15 H1	●	●			●	●		1312	1769	2262	2487	2487	2922	3132	3338				
PL-CORE-G7 2000-830 L15 H1	●	●			●	●		1386	1898	2390	2628	2628	3088	3310	3527				
PL-CORE-G7 2000-835 L15 H1	●	●			●	●		1408	1928	2427	2669	2669	3136	3362	3583				
PL-CORE-G7 2000-840 L15 H1	●	●			●	●	●	1463	2004	2522	2774	2774	3259	3494	3723				
PL-CORE-G7 2000-927 L15 H1	●	●	●		●	●	●		1541	1940	2133	2133	2507	2687	2863				
PL-CORE-G7 2000-930 L15 H1	●	●	●		●	●	●		1633	2055	2260	2260	2656	2847	3033				
PL-CORE-G7 2000-935 L15 H1	●	●	●		●	●	●		1543	1943	2137	2137	2511	2691	2868				
PL-CORE-G7 2000-940 L15 H1	●	●	●		●	●	●		1627	2048	2252	2252	2647	2837	3023				
PL-CORE-G7 3000-827 L15 H1		●	●		●	●	●					2510	2965	3188	3407	3836	4251	4454	4849
PL-CORE-G7 3000-830 L15 H1		●	●			●	●					2619	3095	3327	3556	4003	4437	4648	5061
PL-CORE-G7 3000-835 L15 H1		●	●			●	●					2561	3025	3252	3476	3914	4337	4544	4947
PL-CORE-G7 3000-840 L15 H1		●	●			●	●					2784	3289	3536	3780	4255	4716	4941	5379
PL-CORE-G7 3000-927 L15 H1			●	●		●	●					2083	2461	2646	2828	3184	3529	3697	4025
PL-CORE-G7 3000-930 L15 H1		●	●	●			●					2179	2575	2768	2959	3331	3692	3868	4211
PL-CORE-G7 3000-935 L15 H1		●	●	●			●					2262	2673	2873	3071	3457	3832	4014	4371
PL-CORE-G7 3000-940 L15 H1		●	●	●		●	●					2311	2730	2935	3137	3532	3914	4101	4465
PL-CORE-G7 5000-827 L15 H1				●		●	●												4722
PL-CORE-G7 5000-830 L15 H1				●															5228
PL-CORE-G7 5000-835 L15 H1				●			●												5052
PL-CORE-G7 5000-840 L15 H1				●			●												5489
PL-CORE-G7 5000-927 L15 H1				●			●												4257
PL-CORE-G7 5000-930 L15 H1				●															4295
PL-CORE-G7 5000-935 L15 H1				●															4377
PL-CORE-G7 5000-940 L15 H1				●															4467

Note: Tolerance for optical and electrical data: ±10 %

PREVALED® COIN COB DRIVER MATCHING OVERVIEW

	DALI – SELV				OT FIT LT2 – SELV & LP			OT FIT CS G2 – SELV (DIP switch)		
	OTi DALI 15/220…240/1A4 LT2	OTi DALI 25/220…240/700 LT2	OTi DALI 35/220…240/1A0 LT2	OTi DALI 50/220…240/1A4 LT2 FAN	OT FIT 15/220…240/500 LT2 S / LP	OT FIT 25/220…240/700 LT2 S / LP	OT FIT 40/220…240/1A0 LT2 S / LP	OT FIT 20/220…240/500 CS G2	OT FIT 30/220…240/700 CS G2	OT FIT 40/220…240/1A0 CS G2
OSRAM NAME	Luminous flux depends on set current				Luminous flux depends on set current			Luminous flux depends on set current		
PL-CN50-COB-900-xxx	●	●			●	●		●		
PL-CN50-COB-1200-xxx	●	●			●			●		
PL-CN50-COB-1400-xxx	●	●			●	●		●		
PL-CN111-COB-1800-xxx		●	●			●			●	
PL-CN111-COB-2800-xxx			●	●		●	●		●	
PL-CN111-COB-4300-xxx				●			●			●

ACCESSORIES FOR FLEXIBLE LED STRIPS – SUMMARY OF PORTFOLIO

LINEARLIGHT FLEX® & VALUE FLEX® COMPATIBILITY CONNECTORS

Product families		Connecting systems	
LINEARlight FLEX® ShortPitch LINEARlight FLEX® POWER LINEARlight FLEX® POWER Shop White LINEARlight FLEX® POWER Meat White LINEARlight FLEX® POWER Veggie White	+	FX-SC08-G2-CT2PF-0500 (2pin)	4052899464735
		FX-SC08-G2-CT2PF-1000 (2pin)	4052899464766
		FX-SC08-G2-CT4PJ (Jumper)	4052899464858
		FX-SC08-G1-FW4P-LIN-0030 (extension)	4008321875587
		FX-SC08-G1-FW4P-LIN-0150 (extension)	4008321875563
		FX-SC08-G1-FW4P-LIN-0300 (extension)	4052899469259
LINEARlight FLEX® ADVANCED LINEARlight FLEX® Monochrome	+	FX-SC08-G2-CT2PF-0500 (2pin)	4052899464735
		FX-SC08-G2-CT2PF-1000 (2pin)	4052899464766
		FX-SC08-G2-CT4PJ (Jumper)	4052899464858
		FX-SC08-G1-FW4P-LIN-0030 (extension)	4008321875587
		FX-SC08-G1-FW4P-LIN-0150 (extension)	4008321875563
		FX-SC08-G1-FW4P-LIN-0300 (extension)	4052899469259
	+	LF-2PIN FLEX	4008321955326
		LF-CONN-10 FLEX	4008321955333
		LF-CONN-150 FLEX	4008321955340
		LF-2TERM FLEX	4008321955357
VALUE Flex® G3	+	FX-SC08-G2-CT2PF-0500 (2pin)	4052899464735
		FX-SC08-G2-CT2PF-1000 (2pin)	4052899464766
		FX-SC08-G2-CT4PJ (Jumper)	4052899464858
LINEARlight FLEX® Tunable White LINEARlight FLEX® Tunable Warm White	+	FX-SC08-G2-CT4PJ (Jumper)	4052899464858
		FX-SC08-G2-CT3PF-0500HF (3pin)	4052899482999
		FX-SC08-G2-CT3PFE-0500HF (3pin)	4052899483026
		FX-SC08-G1-FW4P-LIN-0030 (extension)	4008321875587
		FX-SC08-G1-FW4P-LIN-0150 (extension)	4008321875563
		FX-SC08-G1-FW4P-LIN-0300 (extension)	4052899469259
LINEARlight Colormix Flex (LF05CA2)	+	FX-SC08-G2-CT4PF-0500 (4pin)	4052899464797
		FX-SC08-G2-CT4PF-1000 (4pin)	4052899464827
		FX-SC08-G1-FW4P-LIN-0030 (extension)	4008321875587
		FX-SC08-G1-FW4P-LIN-0150 (extension)	4008321875563
		FX-SC08-G1-FW4P-LIN-0300 (extension)	4052899469259
LINEARlight Colormix Flex (LF05CE)	+	LF-4PIN FLEX	4008321514585
		LF-CONN-10 FLEX	4008321955333
		LF-CONN-150 FLEX	4008321955340

LINEARLIGHT FLEX® PROTECT & VALUE FLEX®PROTECT

Product families		Connecting systems	
LINEARlight FLEX® Protect POWER LINEARlight FLEX® Protect ShortPitch LINEARlight FLEX® Protect ADVANCED LINEARlight FLEX® Protect ECO	+	LF-ENDCAP IP67 LP	4052899902565
		LF-2CONN IP67 LP	4052899125735
		LF-2PIN IP67 LP	4052899125711
VALUE Flex® Protect G3	+	FX-SC08-G2-C2PF-IP54-0500 (2pin with IP54 boot)	4052899464889
		FX-SC08-G2-BTJ-IP54 (IP54 boot)	4052899568853
LINEARlight FLEX® Protect ADVANCED Monochrome LINEARlight FLEX® Protect Monochrome	+	LF-ENDCAP-PROTECT	4008321977106
		LF-CLIP FIXTURE PROTECT	4008321644749
		LF-2PIN-PROTECT	4008321977069
		LF-2CONN-PROTECT	4008321977083
LINEARlight Colormix Flex Protect	+	LF-ENDCAP-PROTECT	4008321977106
		LF-CLIP FIXTURE PROTECT	4008321644749
		LF-4PIN PROTECT	4008321977076
		LF-2CONN-PROTECT	4008321977083
		LF-4CONN-PROTECT	4008321977090

		Handrail Track[1]		Edge Lighting Track[2]
Aluminum track				
	1	4052899449022	5	for glass 8–10 mm thickness 4052899448759
Cover				
	2	Weiß, matt 4052899446991		
End cap				
	3	4052899449848	6	4052899450080
Mounting bracket				
	4	4052899446939		

[1] For handrails and balustrades
[2] Ideal for edge lighting

Handrail track system

Description	Product name	GTIN (EAN)	h [mm]	l [mm]	b [mm]		No.
Handrail track	FX-QMH-G1-TU15H23W4-105	4052899449022	22.7	1050	23	20	1
Cover frosted matte	FX-QMS-G1-CFDB-300	4052899446991	4	3000	11	40	2
End cap for handrail track	FX-QMH-G1-EFGP-TU15H23W4	4052899449848	14	23	13	400	3
Mounting bracket for handrail track	FX-QMH-G1-BUHR42PL-TU15H23W	4052899446939	6	37	36	400	4

Edge lighting track system for glass

Description	Product name	GTIN (EAN)	h [mm]	l [mm]	b [mm]		No.
Track for edge lighting	FX-QME-G1-T810G12H25-300	4052899448759	12.4	3000	25	4	5
End cap for track	FX-QME-G1-EXGP-T810G12H25	4052899450080	8.5	25	10	400	6

	Slim Track[1]			
Aluminum track				
	1 standard 4052899448865	2 3 mm wing 4052899448889	3 12 mm height 4052899448964	4 12 mm height, 3 mm wing 4052899448988
Cover				
	8 frosted 4052899447059	8 frosted 4052899447059	8 frosted 4052899447059	8 frosted 4052899447059
				
	9 frosted matte 4052899446991	9 frosted matte 4052899446991	9 frosted matte 4052899446991	9 frosted matte 4052899446991
				
			10 lens transparent 4052899447783	
End cap				
	11 4052899449107	12 4052899449138	13 4052899449183	14 4052899449817
Mounting bracket				
	17 4052899446861		17 4052899446861	

[1] For confined spaces

Slim track system

Description	Product name	GTIN (EAN)	h [mm]	l [mm]	b [mm]		No.
Slim track standard	FX-QMS-G1-TU15H6-300	4052899448865	6	3000	15.2	40	1
Slim track 3 mm wing	FX-QMS-G1-TU15H6W3-300	4052899448889	6	3000	22	40	2
Slim track 12 mm height	FX-QMS-G1-TU16H12-300	4052899448964	12	3000	16	20	3
Slim track 12 mm height 3 mm wing	FX-QMS-G1-TU16H12W3-300	4052899448988	12	3000	22	20	4
Slim track round	FX-QMS-G1-TR19H16-300	4052899449008	15.8	3000	18.5	20	5
Slim track adjustable light angle	FX-QMS-G1-TU16H12LS-300	4052899449046	12	3000	16	20	6
Slim track corner 45°	FX-QMS-G1-T45D19H19-300	4052899448667	19	3000	19	4	7
Slim track cover frosted	FX-QMS-G1-CFDL-300	4052899447059	4	3000	12	40	8
Slim track cover frosted matte	FX-QMS-G1-CFDB-300	4052899446991	4	3000	11	40	9
Slim track lens cover transparent	FX-QMS-G1-CLT-300	4052899447783	8	3000	16	40	10

	Slim Track[1]		
Aluminum track	 round 5 4052899449008	 adjustable light angle 6 4052899449046	 corner 45° 7 4052899448667
Cover	 frosted 8 4052899447059	 frosted 8 4052899447059	 frosted 8 4052899447059
	 frosted matte 9 4052899446991	 frosted matte 9 4052899446991	 frosted matte 9 4052899446991
		 lens transparent 4052899447783	
End cap		 10 4052899449183	 15 4052899450028
		 13 4052899449879	
Mounting bracket	 17 4052899446861	 17 4052899446861	 18 4052899446861

[1] For confined spaces

Slim track system

Description	Product name	GTIN (EAN)	h [mm]	l [mm]	b [mm]		No.
End cap for slim track standard	FX-QMS-G1-EFGP-TU15H6	4052899449107	6	22	19	400	12
End cap for slim track 3 mm wing	FX-QMS-G1-EFGP-TU15H6W3	4052899449138	12	22	19	400	14
End cap for slim track 12 mm height 3 mm wing	FX-QMS-G1-EFGP-TU16H12W3	4052899449817	12	16	9.5	400	13
End cap for slim track 12 mm height	FX-QMS-G1-EFGP-TU16H12LS	4052899449183	9	16	18	400	16
End cap for transparent lens cover	FX-QMS-G1-ELGP-TU16H12LS	4052899449879	10	26	17.5	400	15
End cap for slim track corner 45°	FX-QMS-G1-EFGP-T45D19H19	4052899450028	9.5	17	20	400	17
Mounting bracket	FX-QMS-G1-BMZI-DIV1	4052899446861	9.5	20	20	400	18
Mounting bracket for slim track corner 45°	FX-QMS-G1-BMZI-T45D19H19	4052899446960	4	3000	12	40	8

	Wide track[1]				
Aluminum track	 corner 30° 1 4052899448827	 5 mm wing 2 4052899448773	 8 mm height 3 4052899448643	 2 mm wing 4 4052899448841	 25 mm height 5 4052899448803
Cover	flat frosted 6 4052899447806	flat frosted 6 4052899447806		flat frosted 6 4052899447806	flat frosted 6 4052899447806
	 round frosted matte 7 4052899447035	 round frosted matte 7 4052899447035	 round frosted matte 7 4052899447035	 round frosted matte 7 4052899447035	 round frosted matte 7 4052899447035
End cap	9 for left side corner 4052899450059	 10 4052899450134	11 4052899450271	12 4052899450219	13 4052899450240
	14 for right side corner 4052899449909				
Clip	 15 4052899446731		 15 4052899446731	 15 4052899446731	 15 4052899446731
Mounting profile			 8 4052899449060	 8 4052899449060	 8 4052899449060
End cap for mounting profile			16 4052899450165	16 4052899450165	16 4052899450165
Springs for grooves		 17 4052899446786	 18 4052899446830		 18 4052899446830

[1] For the use of two modules

Wide track system

Description	Product name	GTIN (EAN)	h [mm]	l [mm]	b [mm]		No.
Wide track corner 30°	FX-QMW-G1-TK30D46H27-300	4052899448827	26.7	3000	45.6	10	1
Wide track 5 mm wing	FX-QMW-G1-TU26H25W10-300	4052899448773	24	3000	46	4	2
Wide track 8 mm height	FX-QMW-G1-TU26H8-300	4052899448643	7.5	3000	26	20	3
Wide track 2 mm wing	FX-QMW-G1-TU26H25W2-300	4052899448841	25	3000	30	20	4
Wide track 25 mm height	FX-QMW-G1-TU26H25-300	4052899448803	24.5	3000	26	20	5
Wide track cover flat frosted	FX-QMW-G1-CFDB-300	4052899447806	4	3000	11	40	6
Wide track cover round frosted matte	FX-QMW-G1-CRD-300	4052899447035	20	3000	24	40	7
Mounting profile	FX-QMW-G1-P125C30-DIV1-300	4052899449060	28.5	3000	66	4	8
End cap for wide track corner 30° left side corner	FX-QMW-G1-EFGP-L-TK30D46H27	4052899450059	8	45.6	26.7	400	9
End cap for wide track corner 30° right side corner	FX-QMW-G1-EFGP-R-TK30D46H27	4052899449909	8	45.6	26.7	400	14
End cap for wide track 8 mm height	FX-QMW-G1-ERGP-TU26H8	4052899450271	12	26	25	400	11
End cap for wide track 5 mm wing	FX-QMW-G1-EFGP-TU26H25W10	4052899450134	16.5	46	24.5	400	10
End cap for wide track 2 mm wing	FX-QMW-G1-EFGP-TU26H25W2	4052899450219	12	30	24.5	400	12
End cap for wide track 25 mm height	FX-QMW-G1-EFGP-TU26H25	4052899450240	9.5	26	24.5	400	13
Mounting clip	FX-QMW-G1-XCLPL1-DIV1	4052899446731	6	9	6	400	15
End cap for mounting profile	FX-QMW-G1-EFGP-PC30	4052899450165	8.5	30	28.5	400	16
Spring for wide track 5 mm wing	FX-QMW-G1-SRME-DIV1	4052899446786	11	50	40	400	17
Spring for wide track 8 mm and 25 mm height	FX-QMW-G1-SMME-DIV1	4052899446830	14	66	33	400	18

LED MODULES FOR LIGHT ADVERTISING AND BACKLIGHTING – SUMMARY OF PORTFOLIO



LED MODULES FOR ILLUMINATED SIGNAGE AND BACKLIGHTING

LED modules are becoming ever more popular for the backlighting of buildings, for example for illuminated signage. The advantages are obvious. Compared to traditional lighting solutions using neon or T5/T8 fluorescent lamps, LED modules have longer lifespans and thus less service intervals. Significant energy costs can be saved thanks to higher efficiency levels. With LEDs as point light sources combined with optics designed specifically for the application, highly homogeneous backlighting is achieved, offering a new level of design freedom. Colored LED modules can also be integrated into the application to positively intensify perception of the backlight object or building.

OSRAM

MOUNTING PROFILES

Time and precision play an important role in light installations. Consequently, a quick mounting process, which is optimally supported by mounting profiles from OSRAM, is a proven means to reduce costs.

For installation, the LED modules are simply snapped into the profiles which are then bolted down with screws driven through pre-drilled mounting holes.

Thanks to the regular distances between the drill holes in the mounting profiles, the modules can be placed at even pitches without the need to measure. Within the profiles, however, they can be moved back and forth flexibly, as required.

The even arrangement of the modules therefore ensures a homogeneous illumination of the entire surface. Moreover, thanks to the strong aluminum profiles, the entire construction is very robust and maintenance-friendly.

FUNCTIONS OF THE MOUNTING PROFILES

1. Side injection
   (single-sided and double-sided)

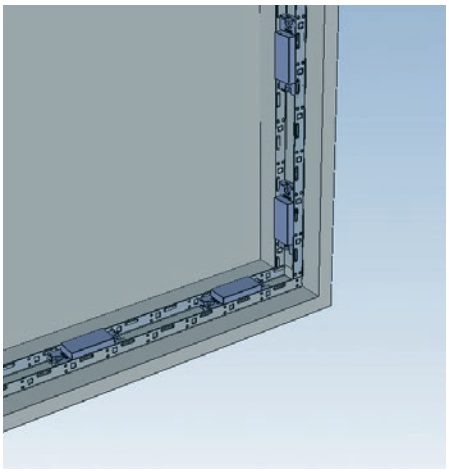

2. Backlighting
   (single-sided)

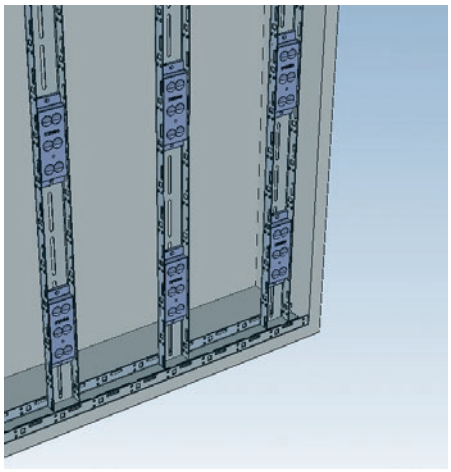

3. Backlighting
   (double-sided)*

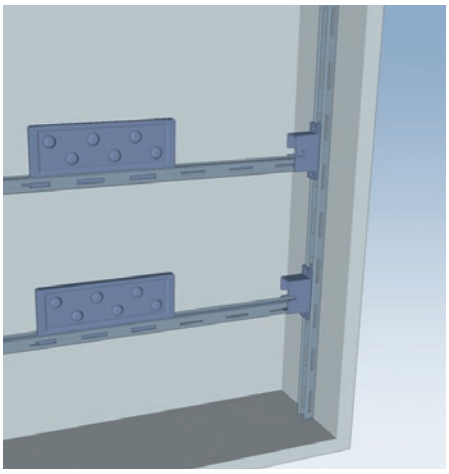

* Patent pending

CONTROL SYSTEMS FOR FLEX AND SIGNAGE MODULES

The OSRAM dynamic control system lets you create any possible comfortable ambiance whether you are working, meeting or relaxing. OSRAM offers several options to control the light in small and large projects – cabled and wireless.

LARGE PROJECTS (UP TO 255 LIGHT POINTS)



Shopping mall

For large projects, we recommend solutions based on the DALI PROFESSIONAL Controller in combination with OTi DALI 1-4 CH and OTi DALI Tunable White. Manage the color change and tune the color temperature using the DALI PRO Control app.



DALI PRO CONT-4 controller



OTi DALI 80/220-240/24 1-4 CH



BackLED® Plus G15 RGBW

OSRAM

MEDIUM-SIZED PROJECTS (UP TO 100 LIGHT POINTS)



Hotel lobby

Our solution based on the OT Bluetooth Low Energy (BLE) minimizes the installation effort with a wireless system. It is intuitive to set up, along with the powerful control base from the app.

The Casambi solution is based on Bluetooth Low Energy, the state-of-the-art wireless technology and the only low-power wireless technology in all modern smartphones, tablets and even smart watches, making it the only mainstream and future-proof low-power radio technology in the world.

www.casambi.com

Download on the App Store

GET IT ON Google Play



OT 50/220-240/24



OT Bluetooth Low Energy (BLE)



LINEARlight FLEX® POWER

OSRAM

SMALL PROJECTS (UP TO 25 LIGHT POINTS)



Tunable White office solution

Our solution based on the DIM MCU TW and the OTi DALI TW is very convenient for single rooms with one single point of light control to tune the light temperature and intensity. It is easy to install and delivers a great result, giving you peace of mind.



DALI MCU



OTi DALI 80/220-240/24



LINEARlight FLEX® POWER Tunable White

OSRAM

FLEX AND SIGNAGE: CONSTANT-VOLTAGE COMPATIBILITY

SYSTEM MATCHING INSTRUCTIONS:

1. Constant-voltage LED drivers can be 12 V or 24 V.
2. Control the 12 V or 24 V voltage required from the light engine (LED strip/signage module).
3. Estimate the required length for the final installation of the LED strip or signage module.
4. Verify the required power consumption of the light engine* and select the appropriate driver. All drivers in the OPTOTRONIC® range with the "Smart Power Supply" function are designed to compensate for the extra power required during the warm-up of the LED modules up to 20 % of the nominal rated power to avoid flickering or any flux reduction. This intelligent control ensures constant light output for very low temperatures as well as high temperatures.

Example:
With 9 meters of LF1200-G3-827-09, a power consumption of 8.9 W/m → 80.1 W in 9 meters. The OPTOTRONIC® with "Smart Power Supply" will compensate for the extra 15 % power required during the light-on phase.

Connect the LED strips with proper connectors or solder cables.

Important:
Be aware of electrostatic discharge (ESD) and wear ESD protection.

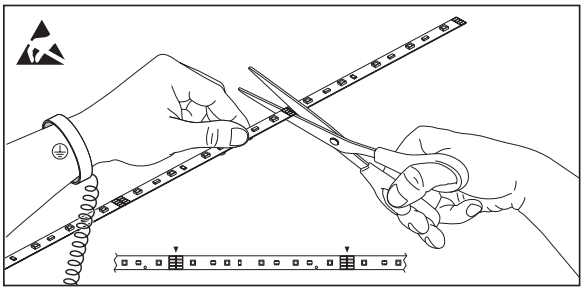

5. Connect the light engine to the drivers at 24 V (+) and 0 V (-).

* All values indicated on the datasheet (listed under each product on our website) refer to an ambient temperature of 20 °C. The power consumption of the light engine at a lower temperature is higher and has to be evaluated.

Contact flex-support@osram.com or signage-support@osram.com.

OTHER POSSIBLE SYSTEM APPLICATIONS:

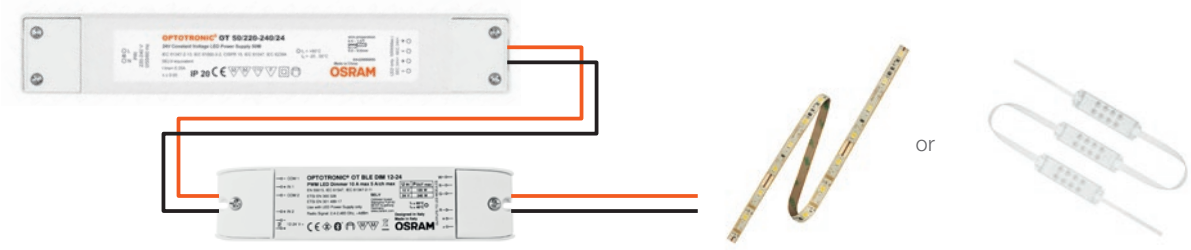

OSRAM

DRIVER COMPATIBILITY LIST – CONSTANT VOLTAGE

LINEARlight FLEX® DIFFUSE

Matching @ module T_p rated — **Single module**

Module type	0 m	1 m	2 m	3 m	4 m	5 m	6 m	7 m	8 m	9 m	10 m
LFD800T/LFD600S-G1-8xx-06	OT 6/220-240/24										
LFD800T/LFD600S-G1-8xx-06	OT 20/220-240/24										
LFD800T/LFD600S-G1-8xx-06	OT 30/220-240/24										
LFD800T/LFD600S-G1-8xx-06	OT 50/220-240/24										
LFD800T/LFD600S-G1-8xx-06	OT 50/220-240/24 P										
LFD800T/LFD600S-G1-8xx-06	OT 75/220-240/24										
LFD800T/LFD600S-G1-8xx-06	OT EASY 80/220-240/24 P										
LFD800T/LFD600S-G1-8xx-06	OT 80/220-240/24 P / OT 80/220-240/24 DIM P										
LFD800T/LFD600S-G1-8xx-06	OT 120/220-240/24 P / OT 120/220-240/24 DIM P										
LFD800T/LFD600S-G1-8xx-06	OT 240/220-240/24 P / OT 240/220-240/24 DIM P										
LFD800T/LFD600S-G1-8xx-06		OTi DALI 50/220-240-24									
LFD800T/LFD600S-G1-8xx-06			OTi DALI 80/220-240-24								
LFD800T/LFD600S-G1-8xx-06							OTi DALI 160/220-240-24				

Matching @ module T_p rated — **Single module**

Module type	0 m	1 m	2 m	3 m	4 m	5 m	6 m	7 m	8 m	9 m	10 m
LFD400T/S-G1-8xx-06	OT 6/220-240/24										
LFD400MT/MS-G1-xx-06	OT 6/220-240/24										
LFD400T/S-G1-8xx-06	OT 20/220-240/2										
LFD400MT/MS-G1-xx-06	OT 20/220-240/24										
LFD400T/S-G1-8xx-06	OT 30/220-240/24										
LFD400MT/MS-G1-xx-06	OT 30/220-240/24										
LFD400T/S-G1-8xx-06	OT 50/220-240/24 / OT 50/220-240/24 P										
LFD400MT/MS-G1-xx-06	OT 50/220-240/24 / OT 50/220-240/24 P										
LFD400T/S-G1-8xx-06	OT 75/220…240/24 / OT 75/220…240/24 E										
LFD400MT/MS-G1-xx-06	OT 75/220…240/24 / OT 75/220…240/24 E										
LFD400T/S-G1-8xx-06	OT 80/220-240/24 P / OT 80/220-240/24 DIM P										
LFD400MT/MS-G1-xx-06	OT 80/220-240/24 P / OT 80/220-240/24 DIM P										
LFD400T/S-G1-8xx-06	OT 120/220-240/24 P / OT 120/220-240/24 DIM P										
LFD400MT/MS-G1-xx-06	OT 120/220-240/24 P / OT 120/220-240/24 DIM P										
LFD400T/S-G1-8xx-06	OT 240/220-240/24 P / OT 240/220-240/24 DIM P										
LFD400MT/MS-G1-xx-06	OT 240/220-240/24 P / OT 240/220-240/24 DIM P										
LFD400T/S-G1-8xx-06			OTi DALI 50/220-240-2								
LFD400MT/MS-G1-xx-06		OTi DALI 50/220-240-24									
LFD400T/S-G1-8xx-06							OTi DALI 80/220-240-24				
LFD400MT/MS-G1-xx-06				OTi DALI 80/220-240-24							
LFD400T/S-G1-8xx-06							OTi DALI 160/220-240-24				
LFD400MT/MS-G1-xx-06							OTi DALI 160/220-240-24				

Matching @ module T_p rated — **Single module**

Module type	0 m	1 m	2 m	3 m	4 m	5 m	6 m	7 m	8 m	9 m	10 m
LF1200-G3-AAxxx-09	OT 6/220-240/24										
LF1200-G3-AAxxx-09	OT 20/220-240/24										
LF1200-G3-AAxxx-09	OT 30/220-240/24										
LF1200-G3-AAxxx-09	OT 50/220-240/24 / OT 50/220-240/24 P										
LF1200-G3-AAxxx-09	OT 75/220…240/24 / OT 75/220…240/24 E										
LF1200-G3-AAxxx-09	OT 80/220-240/24 P / OT 80/220-240/24 DIM P										
LF1200-G3-AAxxx-09	OT 120/220-240/24 P / OT 120/220-240/24 DIM P										
LF1200-G3-AAxxx-09	OT 240/220-240/24 P / OT 240/220-240/24 DIM P										
LF1200-G3-AAxxx-09	OTi DALI 50/220-240-24										
LF1200-G3-AAxxx-09	OTi DALI 80/220-240-24										
LF1200-G3-AAxxx-09	OTi DALI 160/220-240-24										

Matching @ module T_p rated — **Single module**

Module type	0 m	1 m	2 m	3 m	4 m	5 m	6 m	7 m	8 m	9 m	10 m
LF2000-G3-AAxxx-04	OT 6/220-240/24										
LF2000-G3-AAxxx-04	OT 20/220-240/24										
LF2000-G3-AAxxx-04	OT 30/220-240/24										
LF2000-G3-AAxxx-04	OT 50/220-240/24 / OT 50/220-240/24 P										
LF2000-G3-AAxxx-04	OT 75/220-240/24 / OT 75/220-240/24 E										
LF2000-G3-AAxxx-04	OT 80/220-240/24 P / OT 80/220-240/24 DIM P										
LF2000-G3-AAxxx-04	OT 120/220-240/24 P / OT 120/220-240/24 DIM P										
LF2000-G3-AAxxx-04	OT 240/220-240/24 P / OT 240/220-240/24 DIM P										
LF2000-G3-AAxxx-04	OTi DALI 50/220-240-24										
LF2000-G3-AAxxx-04	OTi DALI 80/220-240-24										
LF2000-G3-AAxxx-04	OTi DALI 160/220-240-24										

Matching @ module T_p rated — **Single module**

Module type	0 m	1 m	2 m	3 m	4 m	5 m	6 m	7 m	8 m	9 m	10 m
LF3000-G3-AAxxx-03	OT 6/220-240/24										
LF3000-G3-AAxxx-03	OT 20/220-240/24										
LF3000-G3-AAxxx-03	OT 30/220-240/24										
LF3000-G3-AAxxx-03	OT 50/220-240/24 / OT 50/220-240/24 P										
LF3000-G3-AAxxx-03	OT 75/220-240/24 / OT 75/220 -240/24 E										
LF3000-G3-AAxxx-03	OT 80/220-240/24 P / OT 80/220-240/24 DIM P										
LF3000-G3-AAxxx-03	OT 120/220-240/24 P / OT 120/220-240/24 DIM P										
LF3000-G3-AAxxx-03	OT 240/220-240/24 P / OT 240/220-240/24 DIM P										
LF3000-G3-AAxxx-03	OTi DALI 50/220-240-24										
LF3000-G3-AAxxx-03	OTi DALI 80/220- 240-24										
LF3000-G3-AAxxx-03	OTi DALI 160/220-240-24										

LINEARlight FLEX® POWER

Matching @ module T_p rated — **Single module**

Module type	0 m	0.25	0.5	0.75	1 m	0.25	0.5	0.75	2 m	0.25	0.5	0.75	3 m	0.25	0.5	0.75	4 m	0.25	0.5	0.75	5 m	0.25	0.5	0.75	6 m	0.25	0.5	0.75	7 m	0.25	0.5	0.75	8 m	0.25	0.5	0.75	9 m	0.25	0.5	0.75	10 m	0.25	0.5	0.75
LF4000-G3-8xx-03	OT 6/220-240/24																																											
LF4000-G3-8xx-03					OT 20/220-240/24																																										
LF4000-G3-8xx-03					OT 30/220-240/24																																										
LF4000-G3-8xx-03									OT 50/220-240/24 / OT 50/220-240/24 P																																								
LF4000-G3-8xx-03													OT 75/220…240/24 / OT 75/220…240/24 E																																	
LF4000-G3-8xx-03													OT 80/220-240/24 P / OT 80/220-240/24 DIM P																																	
LF4000-G3-8xx-03													OT 120/220-240/24 P / OT 120/220-240/24 DIM P																																	
LF4000-G3-8xx-03													OT 240/220-240/24 P / OT 240/220-240/24 DIM P																																	
LF4000-G3-8xx-03									OTi DALI 50/220-240-24																																								
LF4000-G3-8xx-03													OTi DALI 80/220-240-24																																	
LF4000-G3-8xx-03													OTi DALI 160/220-240-24																																	

Matching @ module T_p rated — **Single module**

Module type	0 m	1 m	2 m	3 m	4 m	5 m	6 m	7 m	8 m	9 m	10 m
LFP800-G3-8xx-09	OT 6/220-240/24										
LFP800-G3-8xx-09	OT 20/220-240/24										
LFP800-G3-8xx-09	OT 30/220-240/24										
LFP800-G3-8xx-09	OT 50/220-240/24 / OT 50/220-240/24 P										
LFP800-G3-8xx-09	OT 75/220…240/24 / OT 75/220…240/24 E										
LFP800-G3-8xx-09	OT 80/220-240/24 P / OT 80/220-240/24 DIM P										
LFP800-G3-8xx-09	OT 120/220-240/24 P / OT 120/220-240/24 DIM P										
LFP800-G3-8xx-09	OT 240/220-240/24 P / OT 240/220-240/24 DIM P										
LFP800-G3-8xx-09	OTi DALI 50/220-240-24										
LFP800-G3-8xx-09	OTi DALI 80/220-240-24										
LFP800-G3-8xx-09	OTi DALI 160/220-240-24										

Matching @ module T_p rated — **Single module**

Module type	0 m	1 m	2 m	3 m	4 m	5 m	6 m	7 m	8 m	9 m	10 m
LF2000-G3-AAxxx-04	OT 6/220-240/24										
LF2000-G3-AAxxx-04	OT 20/220-240/24										
LF2000-G3-AAxxx-04	OT 30/220-240/24										
LF2000-G3-AAxxx-04	OT 50/220-240/24 / OT 50/220-240/24 P										
LF2000-G3-AAxxx-04	OT 75/220…240/24 / OT 75/220…240/24 E										
LF2000-G3-AAxxx-04	OT 80/220-240/24 P / OT 80/220-240/24 DIM P										
LF2000-G3-AAxxx-04	OT 120/220-240/24 P / OT 120/220-240/24 DIM P										
LF2000-G3-AAxxx-04	OT 240/220-240/24 P / OT 240/220-240/24 DIM P										
LF2000-G3-AAxxx-04	OTi DALI 50/220-240-24										
LF2000-G3-AAxxx-04	OTi DALI 80/220-240-24										
LF2000-G3-AAxxx-04	OTi DALI 160/220-240-24										

Matching @ module T_p rated — **Single module**

Module type	0 m	1 m	2 m	3 m	4 m	5 m	6 m	7 m	8 m	9 m	10 m
LFP2000-G3-AAxxx-04	OT 6/220-240/24										
LFP2000-G3-AAxxx-04	OT 20/220-240/24										
LFP2000-G3-AAxxx-04	OT 30/220-240/24										
LFP2000-G3-AAxxx-04	OT 50/220-240/24 / OT 50/220-240/24 P										
LFP2000-G3-AAxxx-04	OT 75/220-240/24 / OT 75/220-240/24 E										
LFP2000-G3-AAxxx-04	OT 80/220-240/24 P / OT 80/220-240/24 DIM P										
LFP2000-G3-AAxxx-04	OT 120/220-240/24 P / OT 120/220-240/24 DIM P										
LFP2000-G3-AAxxx-04	OT 240/220-240/24 P / OT 240/220-240/24 DIM P										
LFP2000-G3-AAxxx-04	OTi DALI 50/220-240-24										
LFP2000-G3-AAxxx-04	OTi DALI 80/220-240-24										
LFP2000-G3-AAxxx-04	OTi DALI 160/220-240-24										

LINEARlight FLEX® Protect POWER

Matching @ module T_p rated	Single module

Module type	0 m	0.25	0.5	0.75	1 m	0.25	0.5	0.75	2 m	0.25	0.5	0.75	3 m	0.25	0.5	0.75	4 m	0.25	0.5	0.75	5 m	0.25	0.5	0.75	6 m	0.25	0.5	0.75	7 m	0.25	0.5	0.75	8 m	0.25	0.5	0.75	9 m	0.25	0.5	0.75	10 m	0.25	0.5	0.75
LFP3000-G3-AAxxx-03	OT 6/220-240/24																																											
LFP3000-G3-AAxxx-03					OT 20/220-240/24																																									
LFP3000-G3-AAxxx-03					OT 30/220-240/24																																									
LFP3000-G3-AAxxx-03									OT 50/220-240/24 / OT 50/220-240/24 P																																							
LFP3000-G3-AAxxx-03									OT 75/220…240/24 / OT 75/220…240/24 E																																							
LFP3000-G3-AAxxx-03									OT 80/220-240/24 P / OT 80/220-240/24 DIM P																																							
LFP3000-G3-AAxxx-03													OT 120/220-240/24 P / OT 120/220-240/24 DIM P																																
LFP3000-G3-AAxxx-03													OT 240/220-240/24 P / OT 240/220-240/24 DIM P																																
LFP3000-G3-AAxxx-03									OTi DALI 50/220-240-24																																							
LFP3000-G3-AAxxx-03													OTi DALI 80/220-240-24																																
LFP3000-G3-AAxxx-03													OTi DALI 160/220-240-24																																

LINEARlight FLEX® ShortPitch

Matching @ module T_p rated	Single module

Module type	0 m	0.25	0.5	0.75	1 m	0.25	0.5	0.75	2 m	0.25	0.5	0.75	3 m	0.25	0.5	0.75	4 m	0.25	0.5	0.75	5 m	0.25	0.5	0.75	6 m	0.25	0.5	0.75	7 m	0.25	0.5	0.75	8 m	0.25	0.5	0.75	9 m	0.25	0.5	0.75	10 m	0.25	0.5	0.75
LF800S-G3-8xx-10					OT 6/220-240/24																																								
LF800S-G3-8xx-10					OT 20/220-240/24																																									
LF800S-G3-8xx-10					OT 30/220-240/24																																									
LF800S-G3-8xx-10					OT 50/220-240/24 / OT 50/220-240/24 P																																									
LF800S-G3-8xx-10					OT 75/220…240/24 / OT 75/220…240/24 E																																									
LF800S-G3-8xx-10					OT 80/220-240/24 P / OT 80/220-240/24 DIM P																																									
LF800S-G3-8xx-10					OT 120/220-240/24 P / OT 120/220-240/24 DIM P																																									
LF800S-G3-8xx-10					OT 240/220-240/24 P / OT 240/220-240/24 DIM P																																									
LF800S-G3-8xx-10									OTi DALI 50/220-240-24																																							
LF800S-G3-8xx-10																	OTi DALI 80/220-240-24																													
LF800S-G3-8xx-10																													OTi DALI 160/220-240-24																

LINEARlight Colormix Flex (Protect)

Matching @ module T_p rated	Single module

Module type	0 m	0.25	0.5	0.75	1 m	0.25	0.5	0.75	2 m	0.25	0.5	0.75	3 m	0.25	0.5	0.75	4 m	0.25	0.5	0.75	5 m	0.25	0.5	0.75	6 m	0.25	0.5	0.75	7 m	0.25	0.5	0.75	8 m	0.25	0.5	0.75	9 m	0.25	0.5	0.75	10 m	0.25	0.5	0.75
LF200C-G3 / LFP200C-G3																									OTi DALI 50/220-240-24																				
LF200C-G3 / LFP200C-G3																									OTi DALI 80/220-240-24																				
LF200C-G3 / LFP200C-G3																									OTi DALI 160/220-240-24																				
LF05CA2-RGB3 / LF05CA-RGB-P									OTi DALI 160/220-240-24																																							
LF05CA2-RGB3 / LF05CA-RGB-P																	OTi DALI 160/220-240-24																																
LF05CA2-RGB3 / LF05CA-RGB-P																	OTi DALI 160/220-240-24																																

LINEARlight FLEX® (Protect) ADVANCED

Matching @ module T_p rated — **Single module**

Module type	0 m	1 m	2 m	3 m	4 m	5 m	6 m	7 m	8 m	9 m	10 m
LF06A-W3F-830-P		OT 6/220-240/24									
LF06A-W3F-830-P		OT 20/220-240/24									
LF06A-W3F-830-P		OT 30/220-240/24									
LF06A-W3F-830-P		OT 50/220-240/24 / OT 50/220-240/24 P									
LF06A-W3F-830-P		OT 75/220…240/24 / OT 75/220…240/24 E									
LF06A-W3F-830-P		OT 80/220-240/24 P / OT 80/220-240/24 DIM P									
LF06A-W3F-830-P		OT 120/220-240/24 P / OT 120/220-240/24 DIM P									
LF06A-W3F-830-P		OT 240/220-240/24 P / OT 240/220-240/24 DIM P									
LF06A-W3F-830-P					OTi DALI 50/220-240-24						
LF06A-W3F-830-P								OTi DALI 80/220-240-24			
LF06A-W3F-830-P									OTi DALI 160/220-240-24		

Matching @ module T_p rated — **Single module**

Module type	0 m	1 m	2 m	3 m	4 m	5 m	6 m	7 m	8 m	9 m	10 m
LF06A-W3F-8xx		OT 6/220-240/24									
LF06A-W3F-8xx		OT 20/220-240/24									
LF06A-W3F-8xx		OT 30/220-240/24									
LF06A-W3F-8xx		OT 50/220-240/24 / OT 50/220-240/24 P									
LF06A-W3F-8xx		OT 75/220…240/24 / OT 75/220…240/24 E									
LF06A-W3F-8xx		OT 80/220-240/24 P / OT 80/220-240/24 DIM P									
LF06A-W3F-8xx		OT 120/220-240/24 P / OT 120/220-240/24 DIM P									
LF06A-W3F-8xx		OT 240/220-240/24 P / OT 240/220-240/24 DIM P									
LF06A-W3F-8xx					OTi DALI 50/220-240-24						
LF06A-W3F-8xx							OTi DALI 80/220-240-24				
LF06A-W3F-8xx									OTi DALI 160/220-240-24		

Matching @ module T_p rated — **Single module**

Module type	0 m	1 m	2 m	3 m	4 m	5 m	6 m	7 m	8 m	9 m	10 m
LFP2000-G3-AAxxx-04		OT 6/220-240/24									
LFP2000-G3-AAxxx-04		OT 20/220-240/24									
LFP2000-G3-AAxxx-04		OT 30/220-240/24									
LFP2000-G3-AAxxx-04		OT 50/220-240/24 / OT 50/220-240/24 P									
LFP2000-G3-AAxxx-04		OT 75/220…240/24 / OT 75/220…240/24 E									
LFP2000-G3-AAxxx-04		OT 80/220-240/24 P / OT 80/220-240/24 DIM P									
LFP2000-G3-AAxxx-04		OT 120/220-240/24 P / OT 120/220-240/24 DIM P									
LFP2000-G3-AAxxx-04		OT 240/220-240/24 P / OT 240/220-240/24 DIM P									
LFP2000-G3-AAxxx-04				OTi DALI 50/220-240-24							
LFP2000-G3-AAxxx-04					OTi DALI 50/220-240-24						
LFP2000-G3-AAxxx-04								OTi DALI 80/220-240-24			

LINEARlight FLEX® Protect ECO

Matching @ module T_p rated — **Single module**

Module type	0 m			1 m			2 m			3 m			4 m			5 m			6 m			7 m			8 m			9 m			10 m		
	0.25	0.5	0.75	0.25	0.5	0.75	0.25	0.5	0.75	0.25	0.5	0.75	0.25	0.5	0.75	0.25	0.5	0.75	0.25	0.5	0.75	0.25	0.5	0.75	0.25	0.5	0.75	0.25	0.5	0.75	0.25	0.5	0.75
LF06E-W3F-830-P	OT 6/220-240/24																																
LF06E-W3F-830-P	OT 20/220-240/24																																
LF06E-W3F-830-P	OT 30/220-240/24																																
LF06E-W3F-830-P	OT 50/220-240/24 / OT 50/220-240/24 P																																
LF06E-W3F-830-P	OT 75/220…240/24 / OT 75/220…240/24 E																																
LF06E-W3F-830-P	OT 80/220-240/24 P / OT 80/220-240/24 DIM P																																
LF06E-W3F-830-P	OT 240/220-240/24 P / OT 240/220-240/24 DIM P																																
LF06E-W3F-830-P	OT 240/220-240/24 P / OT 240/220-240/24 DIM P																																
LF06E-W3F-830-P																								OTi DALI 50/220-240-24									
LF06E-W3F-830-P																										OTi DALI 80/220-240-24							
LF06E-W3F-830-P																										OTi DALI 160/220-240-24							

Matching @ module T_p rated — **Single module**

Module type	0 m			1 m			2 m			3 m			4 m			5 m			6 m			7 m			8 m			9 m			10 m		
	0.25	0.5	0.75	0.25	0.5	0.75	0.25	0.5	0.75	0.25	0.5	0.75	0.25	0.5	0.75	0.25	0.5	0.75	0.25	0.5	0.75	0.25	0.5	0.75	0.25	0.5	0.75	0.25	0.5	0.75	0.25	0.5	0.75
LF200-G3-827-10	OT 6/220-240/24																																
LF200-G3-827-10	OT 20/220-240/24																																
LF200-G3-827-10	OT 30/220-240/24																																
LF200-G3-827-10	OT 50/220-240/24 / OT 50/220-240/24 P																																
LF200-G3-827-10	OT 75/220…240/24 / OT 75/220…240/24 E																																
LF200-G3-827-10	OT 80/220-240/24 P / OT 80/220-240/24 DIM P																																
LF200-G3-827-10	OT 120/220-240/24 P / OT 120/220-240/24 DIM P																																
LF200-G3-827-10	OT 240/220-240/24 P / OT 240/220-240/24 DIM P																																
LF200-G3-827-10																										OTi DALI 50/220-240-24							
LF200-G3-827-10																										OTi DALI 80/220-240-24							
LF200-G3-827-10																										OTi DALI 160/220-240-24							

LINEARlight FLEX® Monochrome

Matching @ module T_p rated — **Single module**

Module type	0 m			1 m			2 m			3 m			4 m			5 m			6 m			7 m			8 m			9 m			10 m		
	0.25	0.5	0.75	0.25	0.5	0.75	0.25	0.5	0.75	0.25	0.5	0.75	0.25	0.5	0.75	0.25	0.5	0.75	0.25	0.5	0.75	0.25	0.5	0.75	0.25	0.5	0.75	0.25	0.5	0.75	0.25	0.5	0.75
LF200M-G3-YE				OT 6/220-240/24																													
LF200M-G3-YE				OT 20/220-240/24																													
LF200M-G3-YE							OT 30/220-240/24																										
LF200M-G3-YE																			OT 50/220-240/24 / OT 50/220-240/24 P														
LF200M-G3-YE																		


1
Apotheke
Fahrstuhl
0
Ebene
0
Toiletten
Eingang 7.1
Eingang 1.1
Eingang 2.1
Eingang 5.1
Eingang 6.1
Eingang 4.1

LED DRIVERS

CONTENT

Intelligent DALI LED drivers from OSRAM	6.02
OPTOTRONIC Indoor LED drivers	6.06
OPTOTRONIC FIT D LT2 L	6.11
OPTOTRONIC FIT CS L G2	6.12
OPTOTRONIC FIT D L	6.13
OPTOTRONIC FIT LT2 S	6.14
OPTOTRONIC FIT LT2 LP	6.15
OPTOTRONIC FIT CS	6.16
OPTOTRONIC FIT CS G1	6.17
OPTOTRONIC ECO	6.18
ELEMENT	6.19
OPTOTRONIC Intelligent	6.20
OPTOTRONIC Intelligent Ultraflat	6.22
OPTOTRONIC Intelligent	6.23
OPTOTRONIC	6.25
CV Power supplies with DALI	6.26
CV Power supplies with 1…10 V	6.27
CV Power supplies 24 V	6.28
CV Power supplies 12 V	6.29
ELEMENT	6.30
CV dimmers with Bluetooth	6.31
CV Dimmers with DALI	6.32
CV Dimmers with DMX	6.33
CV Dimmers with 1…10 V	6.34
DALI magic	6.35
OPTOTRONIC Cable Clamp	6.36
EBN-OS	6.37
OPTOTRONIC Outdoor	6.38
CV Power supplies 24 V	6.41
CV Power supplies 12 V	6.42
OPTOTRONIC	6.43
OT Programmer	6.44
OPTOTRONIC Outdoor LED drivers	6.45
Tuner4TRONIC	6.48
Installation and operating instructions	6.49



OSRAM

INTELLIGENT DALI LED DRIVERS FROM OSRAM

OSRAM has been developing DALI drivers for many years and was one of the first manufacturers to achieve the new DALI-2 certificate granted for DALI LED drivers.





VARIETY OF DALI CONTROL OPTIONS

Intelligent DALI drivers from OSRAM support different light control functions, from dimming of single luminaires to grouping of several luminaires to lighting scene setting. In addition, status information of the light source and the driver can be queried by the controller and transmitted to a light control system or to a building management system. Besides drivers and controllers, OSRAM also provides also a DALI analysis tool (DALI Wizard software plus DALI magic) to ensure easy commissioning in the field. In addition, OSRAM offers the DALI programming tool Tuner4TRONIC® for simple configuration of drivers in the production line.

OSRAM offers a complete set of DALI products, starting with drivers, followed by input devices (e.g. DALI dimmers) and sensors, up to control units, which underlines the high DALI system competence of OSRAM.

DALI

DALI VERSION-1

Prior to the introduction of the DALI-2 certification process by the Digital Illumination Interface Alliance (DiiA), DALI conformity was based on a self-declaration by the manufacturer, based on the DALI standards IEC 62386-101: Ed1 and IEC 62386-102: Ed1 (DALI Version-1). Due to the extensive experience of OSRAM regarding DALI-based light control systems, the device itself shows a high interoperability and reliability. This has been confirmed by many major projects.

DALI drivers, which are compatible with DALI Version-1, support stepless dimming, scene setting, grouping, status queries and addressing of each single luminaire. Up to 64 drivers can be connected to this bidirectional interface. Some sensors can be directly powered by the bus line, which simplifies the installation and cuts costs.

DALI-2

DALI-2

Together with the new DALI standard according to IEC 62386 (Edition 2), a manufacturer-independent certification process has been established by the Digital Illumination Interface Alliance (DiiA). The product certification by the DiiA ensures a significantly improved interoperability between the different manufacturers. With DALI-2, additional functionalities have been introduced compared to the existing DALI system (Version-1) in the market. Moreover, the backwards compatibility to existing systems has been factored in. Only certified DALI-2 products are allowed to carry the DALI-2 certification mark issued by the DiiA.

With DALI-2, the following additional functionalities have been introduced (e.g.):

- Extended fade times (Fade-Time, Fade-Rate)
- Longer serial number and HW identification for improved device recognition
- Queries to identify which DALI functionalities are supported
- Sensors now have a separate address area, therefore all 64 addresses can be used for drivers. In addition, they can also send commands and, therefore, do not need to be queried continuously by the application control. This improves the payload of the DALI bus.

DALI-2-compatible drivers also support light control functions defined in DALI Version-1.

EXTENDED OSRAM-SPECIFIC ADD-ON FUNCTIONS

Besides the standardized DALI functions, OSRAM devices also support optional add-on functionalities, which bring additional benefits for certain applications. These functions can be activated on demand by the Tuner4TRONIC® software.

OPTIONAL ADD-ON DIMMING FUNCTIONALITIES



Easy switching and dimming of up to 20 DALI drivers

In addition to the DALI feature, some OSRAM DALI LED drivers support Touch DIM® operation. With Touch DIM®, standard pushbuttons (suitable for mains power) can be used to switch and dim the lighting and save a desired brightness value. A maximum of up to 20 drivers is supported.



Efficient light control of a single luminaire with sensor

With this feature, LT2 digital sensors (e.g. LS/PD LT2 LI UF) can be directly connected to LED drivers via the LEDset interface without the need of an additional control unit.

Dimming and switching as well as set point storage for daylight-dependent regulation can either be done via the sensor-integrated pushbutton or via the Touch DIM® interface of the driver.



Flexible lighting profiles for maximum convenience and security

The Corridor Function available for OSRAM DALI drivers allows configuration of a lighting profile over up to two levels. This defines the extent to which brightness values are retained when a person leaves the room. The brightness values and levels can be modified at any time using Tuner4TRONIC®. A typical area of application is the illumination of stairwells.



Dimming down to extremely low light levels

This feature allows dimming below 1 %, which enables steady dimming down to the final switch-off of the device. This feature is suitable for theaters, movie theaters or other special applications. For LED drivers with pure amplitude dimming, the minimal dimming value in percent is determined by the ratio of minimal output current to rated current.

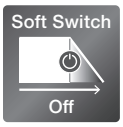

Smooth continuous dimming down to off

As soon as the device receives a switch-off command by a control interface (e.g. Touch DIM® or DALI), this feature dims the device down to zero nearly logarithmically, and with pre-defined delay times.

This function is supposed to simulate the behavior of traditional halogen lamps.



Emergency Light: optional DC voltage detection

In addition to DALI-compliant functions, such as system failure level (disconnecting the control line), OSRAM DALI LED drivers with this feature offer the automatic detection of DC voltage supply. When DC voltage is detected, a preprogrammed luminous flux level between 0 and 100 % is implemented.

Typically, the factory setting for indoor LED drivers is 15 %. This luminous flux value can be additionally protected from unintentional overwriting by setting a locking bit. The settings can be adjusted via the Tuner4TRONIC® software.



Well-being and good working conditions with Tunable White control

In combination with different white LEDs, this feature enables multi-channel DALI LED drivers (Device Type 8) to change the color temperature and brightness. This makes offering Human Centric Lighting possible, where the color temperature and brightness are adapted to the human circadian rhythm and well-being.

OPTIONAL ADD-ON FUNCTIONALITIES FOR LIGHT CONTROL SYSTEM AND SERVICE

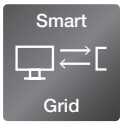

Optimization of the actual energy consumption

Drivers with this feature provide the actual input power consumption of the device. By using these data, it is possible to visualize the current power consumption of the lighting installation in a light management system, without the manual entry of dimming level/power consumption tables for every light point.



Data for predictive maintenance of luminaires and energy efficiency optimization

LED drivers with this feature offer additional operation and status information that exceeds what is currently offered by the DALI standard (such as energy consumption, power, operating time, overvoltage or undervoltage etc.). By using these data, it is possible to offer predictive maintenance and an overall better lighting service.

Moreover, it makes the light management system intelligent. Monitoring Data is an enhancement of the “Smart Grid” feature. The data can also be visualized in the Tuner4TRONIC® software.



Luminaire info with electronic type label

To make light management systems intelligent in terms of service and predictive maintenance, they need basic information about the connected luminaire (model, power, service life etc.). During production, the luminaire manufacturer can store these data in the LED driver, and the light management system can recall these data in the installation.

OPTIONAL ADD-ON FUNCTIONALITIES FOR IMPROVED LUMINAIRE PERFORMANCE



Fast and simple programming without mains voltage

In combination with OSRAM Tuner4TRONIC® software, LED drivers with NFC technology allow fast and contactless programming without connecting mains voltage during and after the luminaire manufacturing process. In the field optionally with the T4T-F app, which runs on mobile devices with an integrated NFC reader (ISO 15693) e.g. for specific outdoor LED drivers.

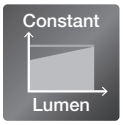

Constant Lumen Function for improved maintenance cycles

To ensure the maintenance interval of the system, the light level must be achieved also at the end of the entire lifetime. Due to lumen depreciation of the light source over time, the system usually needs to be overpowered at the beginning, which leads to increased energy cost. This is not necessary thanks to the Constant Lumen Function, as the operating output is adjusted continuously to compensate for the lumen loss.

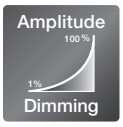

Improved light quality thanks to analog dimming

This feature allows purely analog dimming down to the minimal dimming value of the device. The analog dimming process achieves lower light modulation (flicker) and therefore better light quality.

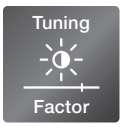

Luminaire variety reduction with Tuning Factor

Within limits predefined by the luminaire manufacturer, this feature allows an adjustment of the amount of light in the field or in production. Thus, one luminaire can manage different lumen packages. If the feature is combined with LEDset2, other lumen packages can also be achieved which differ in terms of resistor coding.



Simple current setting by resistor
LEDset2 is a multi-vendor LED module interface which allows to set the correct operating current for the LED module by resistor coding, without the necessity to reprogram the constant current LED driver, if an LED module has to be replaced by a newer generation.
This ensures optimal efficacy and the right amount of light at all times.



Accurate current setting by software
This feature allows to set the operating current of a constant current LED driver with the Tuner4TRONIC® software. Compared to current setting by LEDset2 interface, a higher current accuracy can be achieved, and no resistor is necessary on the LED module, which reduces the effort within the luminaire (insulation, wiring etc.).



Flexible thermo management, adapted to the luminaire
By default, the internal protection mechanisms of the LED driver are designed for maximum temperature, however, not for those of the luminaire. By means of this feature, you can adjust the temperature derating of the LED driver so that it not only matches the luminaire, but also leads to a higher reliability of the luminaire.

Note: The exact operating modes of the individual additional functions can be found in the technical data sheets and application brochures for the respective devices.

OPTOTRONIC® INDOOR LED DRIVERS

The perfect choice for your lighting applications



No matter if you are looking for linear office, educational-sector, industry, retail or hospitality lighting solutions, OSRAM offers the perfect choice of drivers. Cutting-edge design for ultra-flat luminaires, innovative service and maintenance functionalities or outstanding lighting quality and long lasting reliability are just some of the portfolio proof points. Dedicated software tools and programming interfaces such as NFC (near-field communication) add further value through higher programming speed.

OSRAM

OPTOTRONIC® LINEAR LED DRIVER PORTFOLIO

	OTi DALI	OTi DALI	OTi DALI	OTi DALI
	Dimmable DALI OPTOTRONIC® Intelligent Window drivers (non-isolated)	**Dimmable DALI** OPTOTRONIC® Intelligent TW Window drivers (non-isolated)	**Dimmable DALI** OPTOTRONIC® Intelligent IND Window drivers (non-isolated)	**Dimmable DALI** OPTOTRONIC® Intelligent Window drivers (SELV)
Product families	OTi DALI D UF L OTi DALI D L	OTi DALI NFC TW L	OTi DALI NFC IND L	OTi DX L OTi DALI L
Dimming				
Comfort dimming	1…100 % analog dimming	1…100 % analog dimming (AM/PWM selectable)	1…100 % analog dimming	1…100 % analog dimming
Lowest dimming level	1 %	1 %	1 %	1 % DX[4]
DALI DT (device type)	DT6	DT6/DT8 programmable	DT6	DT6
Touch DIM®/Touch DIM® Sensor	●	●	●	● (DALI only)
Corridor function	●	●	●	● (DALI only)
DC operation				
Emergency Lighting[1]	●	●	●	●
Fixed DC level				
Adjustable DC level	● (by software)	● (by software)	● (by software)	● (DALI only, by software)
Programming				
Programming interface	DALI and NFC	DALI and NFC	DALI and NFC	DALI
Easy commissioning	●	●	●	●
Predictive maintenance				●[5]
Output current				
Adjustable	● (by software and/or resistor)	● (by software)	● (by software and/or resistor)	● (by software and/or resistor)
Ripple at 100 Hz [%]	< 1	< 1	< 1	< 1
Functions and performances				
Overtemperature protection	●	●	●	●
Energy efficiency	Up to 94 %	Up to 92 %	Up to 96 %	Up to 90 %
CLO	●	●	●	●
Stand-by losses [W]	< 0.25	< 0.2	< 0.2	< 0.3[6]
Input voltage range [V]	220-240	220-240	220-240	220-240
Lifetime [h]	Up to 100000 @ T_c 65 °C[2]	Up to 100000 @ T_c 65 °C[2]	Up to 100000 @ T_c 75 °C[3]	Up to 100000 @ T_c 65 °C[2]
T_a range [°C]	-25…+50	-25…+50	-40…+65	-25…+50
Suitable for luminaire class	I	I	I	I

[1] In line with IEC 61347-2-13
[2] Maximum failure rate of 10 %
[3] Preliminary data
[4] For output currents above 450 mA, for lower currents PWM dimming with 460 Hz
[5] DX only
[6] DEXAL™ < 0.5 W

AM = Amplitude modulation
PWM = Pulse width modulation
DT6 = DALI Device Type 6
DT8 = DALI Device Type 8
CS = Current setting, flexible
CLO = Constant Lumen Output

OPTOTRONIC® LINEAR LED DRIVER PORTFOLIO

	OT FIT	OT FIT	OT FIT	OT FIT
	Not dimmable OPTOTRONIC® FIT IND Window driver (non-isolated)	**Not dimmable** OPTOTRONIC® FIT Window driver (non-isolated)	**Not dimmable** OPTOTRONIC® FIT Fixed current (non-isolated)	**Not dimmable** OPTOTRONIC® FIT DIP switch (four selectable currents) (SELV)
Product families	OT FIT D IND L	OT FIT D NFC L OT FIT D LT2 L	OT FIT D L	OT FIT CS L G2
Dimming				
Comfort dimming				
Lowest dimming level				
DALI DT (device type)				
Touch DIM®/Touch DIM® Sensor				
Corridor function				
DC operation				
Emergency Lighting[1]	●	●	●	●
Fixed DC level	●	●	●	●
Adjustable DC level				
Programming				
Programming interface				
Easy commissioning				
Predictive maintenance				
Output current				
Adjustable	● (by resistor and/or NFC)	● (by resistor or NFC)		● (by DIP switch)
Ripple at 100 Hz [%]	< 4	< 4	< 10	< 4
Functions and performances				
Overtemperature protection	●	●	●	●
Energy efficiency	Up to 96 %	Up to 93 %	Up to 90 %	Up to 90 %
CLO	●			
Stand-by losses [W]				
Input voltage range [V]	220-240	220-240	220-240	220-240
Lifetime [h]	Up to 100000 @ T_c 75 °C[3]	Up to 100000 @ T_c 65 °C[2]	Up to 100000 @ T_c 65 °C[2]	Up to 100000 @ T_c 65 °C[2]
T_a range [°C]	-40…+65	-25…+50	-25…+50	-25…+50
Suitable for luminaire class	I	I	I	I

1. THE MOST IMPORTANT FEATURES OF ELEMENT – LINEAR CONSTANT CURRENT LED DRIVERS

- ON/OFF non-isolated versions up to 60 W for basic lighting needs
- Efficiency up to 90 %
- < 30 % ripple current
- Up to 50.000 hour lifespan at T_c max

2. THE MOST IMPORTANT FEATURES OF OPTOTRONIC® COMPACT CONSTANT CURRENT LED DRIVERS

- OPTOTRONIC® Intelligent DALI window drivers are based on a digital platform and are fully programmable
- LT2: Window driver with LEDset current setting
- NFC: Window driver with NFC current setting
- 3 ON/OFF driver families:
  – OPTOTRONIC® FIT CS with DIP-switch current-setting drivers
  – OPTOTRONIC® FIT LT2 S window drivers with small housing
  – OPTOTRONIC® FIT LT2 LP window drivers with low-profile housing
- OPTOTRONIC® ECO PC
  Dimmable via phase-cut (10–100 %, depending on dimmer)
- Many possible combinations with LED modules

OPTOTRONIC® COMPACT LED DRIVER PORTFOLIO

	OTi DALI	OTi DALI	OT FIT	OT FIT	OT FIT	OTe
	OTi DALI LT2 Dimmable (DALI): OPTOTRONIC® Intelligent DALI	**OTi DALI NFC Dimmable (DALI):** OPTOTRONIC® Intelligent DALI	**OT FIT CS ON/OFF:** Current setting via DIP switches	**OT FIT LT2 S ON/OFF:** Window drivers Small housing	**OT FIT LT2 S ON/OFF:** Window drivers Low-profile housing	**OTe PC Dimmable (PC):** OPTOTRONIC® ECO Phase-cut
Dimming						
Comfort dimming AM+PWM	●	●				
Lowest dimming level	1 %	1 %				10 %
Type of dimming	● DALI DT6	● DALI DT6				● Trailing- or leading-edge phase control
Touch DIM®	●	●[3]				
Corridor function	●	●[3]				
DC operation						
Emergency lighting[1]	●	●			●	
Fixed DC level					●	
Adjustable DC level	● (by software)	● (by software)				
Output current						
Adjustable	● (by software or resistor)	● (by software, resistor or NFC[4])	● (by DIP switches)	● (by resistor)	● (by resistor)	
Current tolerances [%]	3	3	7.5	5	5	10
Ripple at 100 Hz [%]	< 2	< 2	< 5	< 1	< 5	< 35
Functions and performances						
Overtemperature protection	●	●	●	●	●	●
Connectable during operation	●	●				
CLO	●	●				
Standby losses [W]	< 0.5	< 0.5				
Input voltage range [V]	220-240	220-240	220-240	220-240	220-240	220-240
Lifetime [h][2]	Up to 100,000	Up to 100,000	Up to 50,000	Up to 100,000	Up to 100,000	Up to 50,000
T_a range [°C]	-20…+50	-20…+50	-20…+50	-20…+50	-20…+50	-20…+50
Suitable for protection class	I + II	I + II	I + II	I + II	I + II	I + II

[1] In line with IEC 61347-2-13
[2] Operation at max. T_c -10 K, maximum failure rate of 10 %
[3] Except OTi DALI 10
[4] OTi DALI 10 only software or NFC

AM = Amplitude modulation
PWM = Pulse-width modulation
DT6 = DALI Device Type 6
CS = Current setting, flexible
CLO = Constant Lumen Output

CEILING INSTALLATIONS WITH CABLE CLAMPS

OPTOTRONIC® Compact from OSRAM for indoor use can easily be retrofitted with suitable cable clamps at any time. If an independent installation is required, the same driver can be used with the additional cable clamp. Simply order the appropriate cable clamp from OSRAM.



CABLE CLAMP A Style TL



CABLE CLAMP B Style TL



CABLE CLAMP B Style



CABLE CLAMP D Style

3. THE MOST IMPORTANT FEATURES OF ELEMENT – COMPACT CONSTANT CURRENT LED DRIVERS

- Simple, fixed current ON/OFF SELV driver family up to 44 W
- Suitable for LEDs with chip-on-board technology and discrete LEDs
- < 30 % ripple current
- Up to 30,000-hour lifespan at Tc max, with max 10 % failure rate
- Suitable for luminaire installation and separate mounting



ELEMENT LD 60/220…240/1A4

OPTOTRONIC FIT D LT2 L

Linear / Area Constant Current – Non dimmable



1

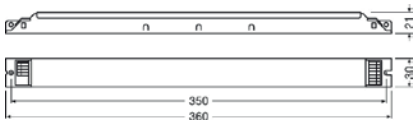

2

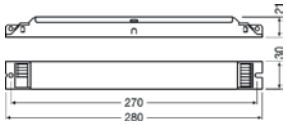

Product name	GTIN (EAN)	Hz	V_{IN}	V min.-max.	V_{OUT}	$I_{[mA]}$	W	
OT FIT 35/220…240/350 D LT2 L	4052899478411	50…60	198…264	176…276	54…216	65…350[1]	35	Non isolated
OT FIT 75/220…240/550 D LT2 L	4052899478435	50…60	198…264	176…276	54…216	125…550[1]	75	Non isolated
OT FIT 120/220...240/750 D LT2 L	4052899497900	50…60	198…264	176…276	54…216	250…700[1]	120	Non isolated

Product name	V	W SYSTEM	l [mm]	b [mm]	h [mm]	l_1 [mm]	b_1 [mm]	Ta	
OT FIT 35/220…240/350 D LT2 L	200…240	35	280	30	21	270	not relevant	-25…+60	No
OT FIT 75/220…240/550 D LT2 L	200…240	75	280	30	21	270	not relevant	-25…+60	No
OT FIT 120/220...240/750 D LT2 L	220…240	120	360	30	21	350	not relevant	-25…+60	No

Product name	W	IP		No.
OT FIT 35/220…240/350 D LT2 L	not relevant	IP20	20	2
OT FIT 75/220…240/550 D LT2 L	not relevant	IP20	20	2
OT FIT 120/220...240/750 D LT2 L		IP20	20	1

[1] ±3%

PRODUCT FEATURES

- Line frequency: 0 Hz | 50 Hz | 60 Hz
- Versatile scope of application due to output power range of up to 120 W
- Supply voltage: 220…240 V
- Available with output current range: up to 750 mA
- Non-isolated drivers

PRODUCT BENEFITS

- Flexible current setting (LEDset2)
- Lifetime: up to 100,000 h (temperature at T_c = 65 °C, max. 10 % failure rate)
- High quality of light thanks to low output ripple current
- Very high efficiency
- Fulfill safety requirement due to overload, overtemperature, Hot Plug protection

AREAS OF APPLICATION

- Linear lighting for office, education, industry, storage areas and retail
- Installation in emergency lighting systems according to IEC 61347-2-13, appendix J
- Suitable for installation in emergency lighting systems according to EN 60598-2-22
- Suitable for luminaires of protection class I

OPTOTRONIC FIT CS L G2

Linear / Area Constant Current – Non dimmable



1

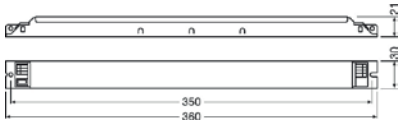

2

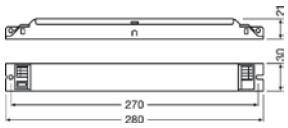

3

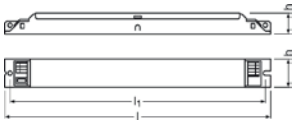

Product name	GTIN (EAN)	Hz	V_{IN}	V min.-max.	V_{OUT}	$I_{[mA]}$	W	
OT FIT 35/220…240/700 CS L G2	4052899522534	50…60	198…264[1]	176…276	27…51	500/600/650/700	45	SELV
OT FIT 55/220…240/1A0 CS L G2	4052899522558	50…60	198…264[1]	176…276	27…51	800/900/975/1050	66	SELV
OT FIT 75/220…240/1A4 CS L G2	4052899522572	50…60	198…264[1]	176…276	27…51	1100/1200/1300/1400	93	SELV

Product name	l [mm]	b [mm]	h [mm]	l_1 [mm]	Ta		IP		No.
OT FIT 35/220…240/700 CS L G2	280	30	21	270	-25…+50	No	IP20	20	2
OT FIT 55/220…240/1A0 CS L G2	280	30	21	270	-25…+50	No	IP20	20	3
OT FIT 75/220…240/1A4 CS L G2	360	30	21	350	-25…+50	No	IP20	20	1

[1] Permitted voltage range

PRODUCT FEATURES

- Line frequency: 0 Hz | 50 Hz | 60 Hz
- Versatile scope of application due to output power range of up to 75 W
- Supply voltage: 220…240 V
- Available with output current range: up to 1,400 mA
- SELV system

PRODUCT BENEFITS

- Flexible current setting (DIPswitch – 4 currents)
- Lifetime: up to 100,000 h (temperature at T_c = 65 °C, max. 10 % failure rate)
- High efficiency
- High quality of light thanks to low output ripple current
- Fulfill safety requirement due to overload, overtemperature, Hot Plug protection

AREAS OF APPLICATION

- Linear lighting for office, education, industry, storage areas and retail
- Installation in emergency lighting systems according to IEC 61347-2-13, appendix J
- Suitable for luminaires of protection class I

OSRAM

OPTOTRONIC FIT D L

Linear / Area Constant Current – Non dimmable



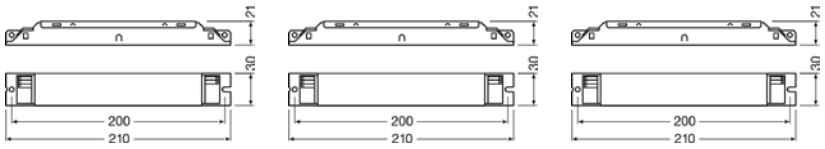

1 2 3

Product name	GTIN (EAN)	Hz	V_{IN}	V min.-max.	V_{OUT}	$I_{[mA]}$	W	
OT FIT 30/220…240/125 D L	4052899222557	50…60	198…264[1]	176…276	54…216	125[2]	27.0	Non isolated
OT FIT 50/220…240/350 D L	4052899222595	50…60	198…264[1]	176…276	54…150	350[2]	52.5	Non isolated
OT FIT 50/220…240/300 D L	4052899469884	50…60	198…264[1]	176…276	54…175	300[2]	52.5	Non isolated
OT FIT 50/220…240/250 D L	4052899222571	50…60	198…264[1]	176…276	54…216	250[2]	54.0	Non isolated

Product name	l [mm]	b [mm]	h [mm]	l_1 [mm]	Ta		IP		No.
OT FIT 30/220…240/125 D L	210	30	21	200	-15…+50	No	IP20	20	1
OT FIT 50/220…240/350 D L	210	30	21	200	-15…+50	No	IP20	20	3
OT FIT 50/220…240/300 D L	210	30	21	200	-15…+50	No	IP20	20	3
OT FIT 50/220…240/250 D L	210	30	21	200	-15…+50	No	IP20	20	2

[1] Permitted voltage range
[2] ±10%

PRODUCT FEATURES

- Line frequency: 0 Hz | 50 Hz | 60 Hz
- Versatile scope of application due to output power range of up to 50 W
- Supply voltage: 220…240 V
- Available with output current range: up to 350 mA
- Non-isolated drivers

PRODUCT BENEFITS

- Small housing design
- Fixed current
- Lifetime: up to 100,000 h (temperature at T_c = 65 °C, max. 10 % failure rate)
- High quality of light thanks to low output ripple current
- High efficiency
- Fulfill safety requirement due to overload, overtemperature, Hot Plug protection

AREAS OF APPLICATION

- Linear lighting for office, education, industry, storage areas and retail
- Installation in emergency lighting systems according to IEC 61347-2-13, appendix J
- Suitable for installation in emergency lighting systems according to EN 60598-2-22
- Suitable for luminaires of protection class I

OPTOTRONIC FIT LT2 S

Compact Constant Current LED Drivers – Non dimmable



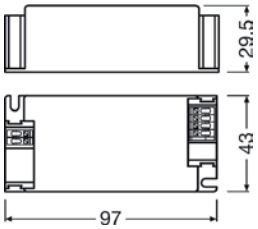

Product name	GTIN (EAN)	Hz	V_{IN}	V min.-max.	V_{OUT}	$I_{[mA]}$	W		l [mm]
OT FIT 15/220…240/500 LT2 S	4052899956995	50…60	198…264	-	15…50	150…500	18.0	SELV	97
OT FIT 25/220…240/700 LT2 S	4052899957008	50…60	198…264	-	15…50	300…700	26.5	SELV	97
OT FIT 40/220…240/1A0 LT2 S	4052899957015	50…60	198…264	-	15…50	500…1050	40.0	SELV	97

Product name	b [mm]	h [mm]	l_1 [mm]	b_1 [mm]	Ta		IP	
OT FIT 15/220…240/500 LT2 S	43	29.5	88	34	-20…+50	No	IP20	20
OT FIT 25/220…240/700 LT2 S	43	29.5	88	34	-20…+50	No	IP20	20
OT FIT 40/220…240/1A0 LT2 S	43	29.5	88	34	-20…+40	No	IP20	20

PRODUCT FEATURES

- Supply voltage: 220…240 V
- Line frequency: 50 Hz | 60 Hz
- Line voltage: 198…264 V
- Safety according to EN 61347-1, 61347-2-13, 62384
- RI suppression: to EN 55015
- Line harmonics according to EN 61000-3-2
- Immunity according to EN 61547
- Lifetime: up to 100,000 h (temperature at T_c = 65 °C, max. 10 % failure rate)
- Cable clamp kit for independent mounting

AREAS OF APPLICATION

- Luminaires with flexible current setting (LEDset2)
- Suitable for indoor SELV installations
- Suitable for luminaires of protection classes I and II
- Suitable for downlights, spotlights and LED panels
- Independent mounting via Cable Clamp Kit possible

PRODUCT BENEFITS

- Versatile scope of application due to output power range of up to 40 W
- Fulfill safety requirement due to overload, overtemperature protection
- High efficiency
- High quality of light thanks to
- Small housing for flexible luminaire designs

OPTOTRONIC FIT LT2 LP

Compact Constant Current LED Drivers – Non dimmable



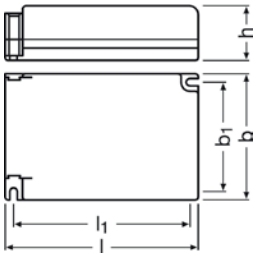

Product name	GTIN (EAN)	Hz	V_{IN}	V min.-max.	V_{OUT}	$I_{[mA]}$	W		V
OT FIT 15/220…240/500 LT2 LP	4052899490673	50…60	198…264	176…276	15…50	150…500	18.0	SELV	220…240
OT FIT 25/220…240/700 LT2 LP	4052899490697	50…60	198…264	176…276	15…50	300…700	26.5	SELV	220…240
OT FIT 40/220…240/1A0 LT2 LP	4052899490734	50…60	198…264	176…276	15…50	500…1050	40.0	SELV	220…240

Product name	W SYSTEM	l [mm]	b [mm]	h [mm]	l_1 [mm]	b_1 [mm]	Ta		IP	
OT FIT 15/220…240/500 LT2 LP	18.0	103	67	22.5	94	58	-20…+45	No	IP20	20
OT FIT 25/220…240/700 LT2 LP	26.5	103	67	22.5	94	58	-20…+45	No	IP20	20
OT FIT 40/220…240/1A0 LT2 LP	40.0	103	67	22.5	94	58	-20…+45	No	IP20	20

PRODUCT FEATURES

- Supply voltage: 220…240 V
- Line frequency: 0 Hz | 50 Hz | 60 Hz
- Line voltage: 198…264 V
- Safety according to EN 61347-1, 61347-2-13, 62384
- RI suppression: to EN 55015
- Line harmonics according to EN 61000-3-2
- Immunity according to EN 61547
- Lifetime: up to 100,000 h (temperature at T_c = 65 °C, max. 10 % failure rate)
- Independent connection via through-looping (depending on version of product)

PRODUCT BENEFITS

- Versatile scope of application due to output power range of up to 40 W
- Fulfill safety requirement due to overload, overtemperature protection
- High efficiency
- Higher quality of light thanks to

AREAS OF APPLICATION

- Installation in emergency lighting systems according to IEC 61347-2-13, appendix J
- Luminaires with flexible current setting (LEDset2)
- Suitable for indoor SELV installations
- Suitable for luminaires of protection classes I and II
- Suitable for downlights, spotlights and LED panels
- Independent mounting via Cable Clamp Kit possible

OPTOTRONIC FIT CS

Compact Constant Current LED Drivers – Non dimmable



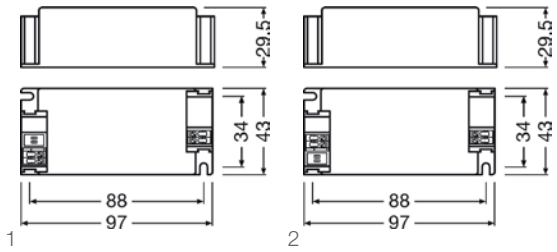

Product name	GTIN (EAN)	Hz	V_{IN}	V_{OUT}	$I_{[mA]}$	W		V
OT FIT 20/220…240/500 CS	4052899435612	50…60	198…264	25…42	250/350/450/500	20	SELV	220…240
OT FIT 30/220…240/700 CS	4052899435636	50…60	198…264	23…42	500/600/700/650	30	SELV	220…240
OT FIT 40/220…240/1A0 CS	4052899435650	50…60	198…264	25…42	800/900/1050/950	40	SELV	220…240

Product name	W SYSTEM	l [mm]	b [mm]	h [mm]	l_1 [mm]	b_1 [mm]	Ta		W
OT FIT 20/220…240/500 CS	20	97	43	29.5	88	34	-20…+50	No	not relevant
OT FIT 30/220…240/700 CS	30	97	43	29.5	88	34	-20…+50	No	not relevant
OT FIT 40/220…240/1A0 CS	40	97	43	29.5	88	34	-20…+50	No	not relevant

Product name	IP		No.
OT FIT 20/220…240/500 CS	IP20	20	2
OT FIT 30/220…240/700 CS	IP20	20	1
OT FIT 40/220…240/1A0 CS	IP20	20	1

PRODUCT FEATURES

- Supply voltage: 220…240 V
- Line frequency: 50 Hz | 60 Hz
- Line voltage: 198…264 V
- Safety according to EN 61347-1, 61347-2-13, 62384
- RI suppression: to EN 55015
- Line harmonics according to EN 61000-3-2
- Immunity according to EN 61547
- Lifetime: up to 50,000 h (temperature at T_c = 70 °C, max. 10 % failure rate)
- Cable clamp kit for independent mounting

AREAS OF APPLICATION

- Suitable for downlights, spotlights and LED panels
- Suitable for luminaires of protection classes I and II

PRODUCT BENEFITS

- High quality of light thanks to low output ripple current
- High flexibility due to four different output currents
- Small housing for flexible luminaire designs
- High efficiency

OSRAM

OPTOTRONIC FIT CS G1

Compact Constant Current – Non dimmable



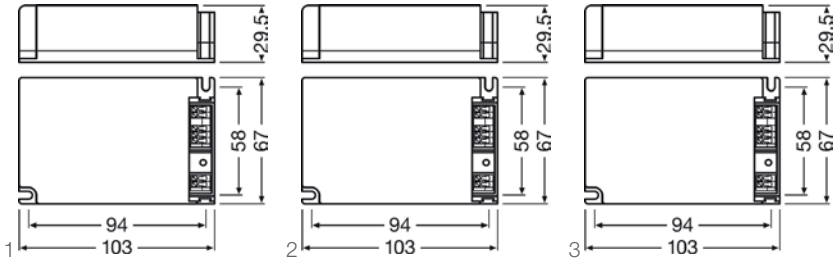

Product name	GTIN (EAN)	Hz	V_{IN}	V min.-max.	V_{OUT}	$I_{[mA]}$	W	
OT FIT 15/220…240/350 CS	4052899919426	50…60	198…264[1]	176…276	27…54[2]	250/300/350[3]	18.9	SELV
OT FIT 25/220…240/500 CS	4052899919419	50…60	198…264[1]	176…276	27…54[2]	400/450/500[3]	27.0	SELV
OT FIT 35/220…240/700 CS	4052899919402	50…60	198…264[1]	176…276	27…54[2]	550/600/700[3]	37.8	SELV

Product name	l [mm]	b [mm]	h [mm]	l_1 [mm]	b_1 [mm]	Ta		IP		No.
OT FIT 15/220…240/350 CS	103	67	29.5	94	58	-25…+50	No	IP20	20	1
OT FIT 25/220…240/500 CS	103	67	29.5	94	58	-25…+50	No	IP20	20	3
OT FIT 35/220…240/700 CS	103	67	29.5	94	58	-25…+50	No	IP20	20	2

[1] Permitted voltage range
[2] Maximum 60 V
[3] ±10%

PRODUCT FEATURES

- Supply voltage: 220…240 V
- Line frequency: 0 Hz | 50 Hz | 60 Hz
- Line voltage: 198…264 V
- Safety according to EN 61347-1, 61347-2-3, 61347-2-13, 62384
- RI suppression according to EN 55015:2007+A1:2007/CDN
- Line harmonics according to EN 61000-3-2
- Immunity according to EN 61547
- Lifetime: up to 100,000 h (temperature at T_c = 65 °C, max. 10 % failure rate)
- LED protection by Hot Plug
- Independent connection via through-looping (CS version only)

PRODUCT BENEFITS

- Versatile scope of application due to output power range of up to 54 W
- Fulfill safety requirement due to overload, overtemperature, Hot Plug protection
- High efficiency
- Higher quality of light thanks to low output ripple current

AREAS OF APPLICATION

- Emergency lighting systems acc. to IEC 61347-2-13, app. J (CS version only)
- Luminaires with flexible current setting (Tri-Tap for CS version only)
- Luminaires with flexible current setting (LEDset for LT2 S version only)
- Suitable for use in emergency lighting systems, DC capable (CS version only)
- Suitable for indoor SELV installations
- Suitable for luminaires of protection classes I and II
- Suitable for downlights, spotlights and LED panels
- Independent mounting via Cable Clamp Kit possible (depending on version of product)

OSRAM

OPTOTRONIC ECO
Compact Constant Current LED Drivers – Non dimmable



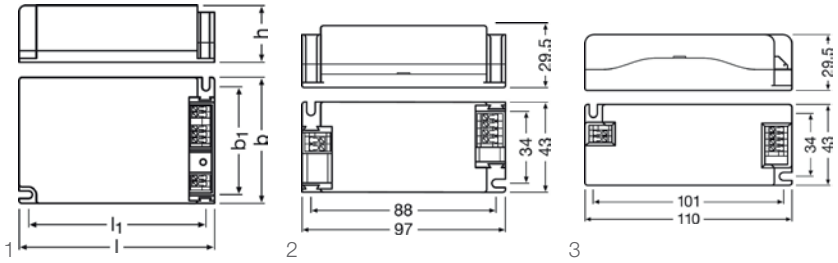

Product name	GTIN (EAN)	Hz	V_{IN}	V_{OUT}	$I_{[mA]}$	W		l [mm]
OTe 25/220…240/700 CS	4052899917545	50…60	198…264[1]	18…36[2]	500/600/700[3]	25	SELV	97
OTe 35/220…240/700 CS S	4052899917552	50…60	195…264[1]	27…54[2]	500/600/700[3]	35	SELV	110
OTe 50/220…240/1A4 CS	4052899917583	50…60	198…264[1]	18…36[2]	1150/1250/1400[3]	50	SELV	103

Product name	b [mm]	h [mm]	l_1 [mm]	b_1 [mm]	Ta		IP		No.
OTe 25/220…240/700 CS	43	29.5	88	34	-20…+50	No	IP20	20	2
OTe 35/220…240/700 CS S	43	29.5	101	34	-20…+50	No	IP20	20	3
OTe 50/220…240/1A4 CS	67	29.5	94	58	-20…+50	No	IP20	20	1

[1] Permitted voltage range
[2] Maximum 50 V
[3] ±5%

PRODUCT FEATURES

- Supply voltage: 220…240 V
- Line frequency: 50 Hz | 60 Hz
- Line voltage: 198…264 V
- Safety according to EN 61347-1, 61347-2-13, 62384
- RI suppression according to EN 55015:2007+A1:2007/CDN
- Line harmonics according to EN 61000-3-2
- Immunity according to EN 61547
- Lifetime: up to 50,000 h
- Independent connection via through-looping (depending on version of product)

PRODUCT BENEFITS

- Versatile scope of application due to output power range of up to 54 W
- Efficient and reliable

AREAS OF APPLICATION

- Suitable for use in luminaires with flexible current setting (Tri-Tap)
- Suitable for indoor SELV installations
- Suitable for luminaires of protection classes I and II
- Suitable for downlights, spotlights and LED panels
- Independent mounting via Cable Clamp Kit possible

ELEMENT
Compact Constant Current LED Drivers – Non dimmable



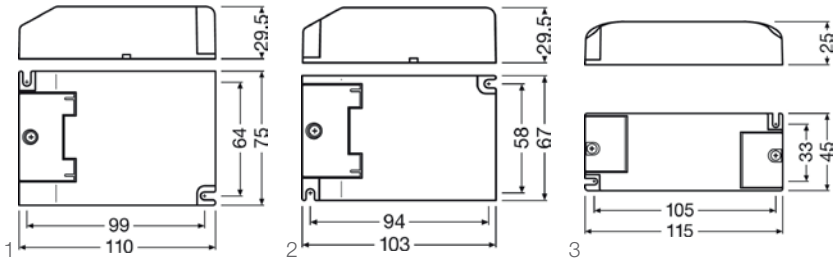

Product name	GTIN (EAN)	Hz	V_{IN}	V_{OUT}	$I_{[mA]}$	W		l [mm]	b [mm]
Element LD 8/220…240/180	4052899947078	50…60	220…240[1]	21…42[2]	180	8	SELV	115	45
Element LD 15/220…240/350	4052899947085	50…60	220…240[1]	21…42[2]	350	8	SELV	115	45
Element LD 20/220…240/500	4052899947092	50…60	220…240[1]	21…42[2]	500	8	SELV	115	45
Element LD 30/220…240/700	4052899947108	50…60	220…240[1]	21…42[2]	700	8	SELV	103	67
Element LD 38/220…240/900	4052899947115	50…60	220…240[1]	21…42[2]	900	8	SELV	103	67
Element LD 45/220…240/1A0	4052899947122	50…60	220…240[1]	21…42[2]	1050	8	SELV	103	67
Element LD 60/220…240/1A4	4052899947139	50…60	220…240[1]	21…42[2]	1400	8	SELV	110	75

Product name	h [mm]	l_1 [mm]	b_1 [mm]	Ta		IP		No.
Element LD 8/220…240/180	25.0	105	33	-10…+50	No	IP20	20	3
Element LD 15/220…240/350	25.0	105	33	-10…+50	No	IP20	20	3
Element LD 20/220…240/500	25.0	105	33	-10…+45	No	IP20	20	3
Element LD 30/220…240/700	29.5	94	58	-10…+50	No	IP20	20	2
Element LD 38/220…240/900	29.5	94	58	-10…+50	No	IP20	20	2
Element LD 45/220…240/1A0	29.5	94	58	-10…+50	No	IP20	20	2
Element LD 60/220…240/1A4	29.5	99	64	-10…+45	No	IP20	20	1

[1] V_{AC}
[2] DC voltage

PRODUCT FEATURES

- Available with wattages up to 60 W
- Constant output current
- Integrated cable clamp for luminaire and independent installation
- Operated with Safety extra-low voltage (SELV):
- Reversible overtemperature, overload, short-circuit and open-circuit protection

PRODUCT BENEFITS

- Compatible with LEDs with Chip-On-Board technology and discrete LEDs
- High efficiency
- Simple installation and wiring

AREAS OF APPLICATION

- Spotlight and downlight installations for shops
- Recessed luminaires
- Suitable for luminaires of protection classes I and II
- Suitable for indoor SELV installations

OSRAM



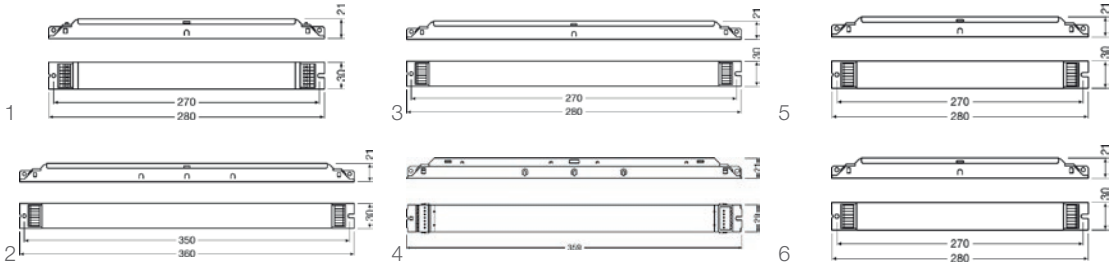

Product name	GTIN (EAN)	Hz	V_{IN}	V min.-max.	V_{OUT}	$I_{[mA]}$	W	
OTi DALI 35/220-240/400 D LT2 L	4052899494220	50…60	198…264[1]	176…276	54…240[2]	75…400[3]	35	Non isolated
OTi DALI 35/220…240/700 LT2 L	4052899245389	50…60	198…264[1]	176…276	20…54[2]	200…700[3]	35	SELV
OTi DALI 35/220…240/700 LT2 L G2	4052899551763	50…60	198…264	220…240	15…54	200…700	35	SELV
OTi DALI 50/220…240/1A4 LT2 L	4052899028098	50…60	198…264[1]	176…276	20…54[2]	600…1400[3]	50	SELV
OTi DALI 50/220…240/1A4 LT2 L G2	4052899551787	50…60	198…264	220…240	15…54	600…1400	54	SELV
OTi DALI 60/220…240/550 D LT2 L	4052899494206	50…60	198…264[1]	176…276	54…240[2]	120…550[3]	60	Non isolated
OTi DALI 80/220…240/2A1 LT2 L	4052899028050	50…60	198…264[1]	176…276	20…54[2]	1000…2100[3]	90	SELV
OTi DALI 80/220…240/1A6 LT2 L	4052899028074	50…60	198…264[1]	176…276	20…54[2]	600…1550[3]	90	SELV
OTi DALI 90/220…240/700 D LT2 L	4052899446816	50…60	198…264[1]	176…276	54…240	250…700	90	Non isolated
OTi DALI 90/220…240/700 D LT2 L	4052899494244	50…60	198…264[1]	176…276	54…240	250…700	90	Non isolated
OTi DALI 90/220…240/1A0 LT2 L	4052899494268	50…60	198…264[1]	176…276	54…240[2]	250…1000[3]	90	Non isolated

Product name	l [mm]	b [mm]	h [mm]	l_1 [mm]	Ta		CONTROL	W
OTi DALI 35/220-240/400 D LT2 L	280	30	21	270	-25…+60	Yes	DALI / Touch DIM/ Touch DIM Sensor	1…100[4]
OTi DALI 35/220…240/700 LT2 L	360	30	21	350	-25…+60	Yes	By DALI or Touch DIM/Touch DIM Sensor	1…100[4]
OTi DALI 35/220…240/700 LT2 L G2	360	30	21	350	-25…+50	Yes	DALI / Touch DIM/ Touch DIM Sensor	1…100
OTi DALI 50/220…240/1A4 LT2 L	360	30	21	350	-25…+50	Yes	DALI / Touch DIM/ Touch DIM Sensor	1…100[4]
OTi DALI 50/220…240/1A4 LT2 L G2	360	30	21	350	-25…+50	Yes	DALI / Touch DIM/ Touch DIM Sensor	1…100
OTi DALI 60/220…240/550 D LT2 L	280	30	21	270	-25…+60	Yes	DALI / Touch DIM/ Touch DIM Sensor	1…100[4]
OTi DALI 80/220…240/2A1 LT2 L	360	30	21	350	-25…+45	Yes	By DALI or Touch DIM/Touch DIM Sensor	1…100[4]
OTi DALI 80/220…240/1A6 LT2 L	360	30	21	350	-25…+50	Yes	By DALI or Touch DIM/Touch DIM Sensor	1…100[4]
OTi DALI 90/220…240/700 D LT2 L	280	30	21	270	-25…+50	Yes	DALI / Touch DIM/ Touch DIM Sensor	1…100[4]
OTi DALI 90/220…240/700 D LT2 L	280	30	21	270	-25…+50	Yes	DALI / Touch DIM/ Touch DIM Sensor	1…100[4]
OTi DALI 90/220…240/1A0 LT2 L	280	30	21	270	-25…+50	Yes	DALI / Touch DIM/ Touch DIM Sensor	1…100[4]

Product name	IP		No.
OTi DALI 35/220-240/400 D LT2 L	IP20	20	5
OTi DALI 35/220…240/700 LT2 L	IP20	20	2
OTi DALI 35/220…240/700 LT2 L G2	IP20	20	4
OTi DALI 50/220…240/1A4 LT2 L	IP20	20	2
OTi DALI 50/220…240/1A4 LT2 L G2	IP20	20	4
OTi DALI 60/220…240/550 D LT2 L	IP20	20	3
OTi DALI 80/220…240/2A1 LT2 L	IP20	20	2
OTi DALI 80/220…240/1A6 LT2 L	IP20	20	2
OTi DALI 90/220…240/700 D LT2 L	IP20	20	6
OTi DALI 90/220…240/700 D LT2 L	IP20	20	6
OTi DALI 90/220…240/1A0 LT2 L	IP20	20	1

[1] Permitted voltage range
[2] Maximum 350 V
[3] ±5%
[4] For maximum nominal output current

PRODUCT FEATURES

- Line frequency: 0 Hz | 50 Hz | 60 Hz
- Versatile DALI window driver up to 90 W due to flexible output characteristic
- Supply voltage: 220…240 V
- Available with output current range: up to 2,100 mA
- Constant Lumen Output (CLO)
- Integrated customizable thermal management (Driver Guard)
- SELV and non-isolated versions available
- DALI-2 certified (Part -101,-102 and -207)

PRODUCT BENEFITS

- Fully programmable via software (DALI Interface)
- Flexible current setting (LEDset2)
- Lifetime: up to 100,000 h (temperature at T_c = 65 °C, max. 10 % failure rate)
- High-quality dimming of 1…100 % by amplitude dimming (except 80 W versions)
- High quality of light thanks to
- Very high efficiency
- Very low standby power consumption:
- Fulfill safety requirement due to overload, overtemperature, Hot Plug protection

VERSATILE SCOPE OF APPLICATION DUE TO OSRAM DALI TECHNOLOGY:

- Easy to use in corridors and restrooms because of three-level Corridor function
- Touch DIM application: easy to control via pushbutton or sensor
- Energy efficient Touch DIM operation due to automatic switch-off at sufficient residual light
- Suitable for emergency Installations (acc. to EN 60598-2-22 and IEC 61347-2-13, appendix J) thanks to DC detection (0 Hz, pulsating DC), on/off switchable
- Feedback of power consumption and operating hours (Fit for SMART GRID)
- Suitable for buildings according to EPBD/BREEAM/LEED due to automatic Constant Lumen Output setting
- Luminaire information for easy maintenance

AREAS OF APPLICATION

- Linear lighting for office, education, industry, storage areas and retail
- Installation in emergency lighting systems according to IEC 61347-2-13, appendix J
- Suitable for luminaires of protection class I



OPTOTRONIC Intelligent Ultraflat
– Dimmable DALI





Product name	GTIN (EAN)	Hz	V_{IN}	V min.-max.	V_{OUT}	$I_{[mA]}$	W	
OTi DALI 35/220…240/400 D LT2 UF L	4052899957022	50…60	198…264[1]	176…276	54…240	75…400[2]	35	Non isolated
OTi DALI 75/220…240/700 D LT2 UF L	4052899957046	50…60	198…264[1]	176…276	54…240	250…700[2]	75	Non isolated

Product name	l [mm]	b [mm]	h [mm]	l_1 [mm]	Ta		W	IP
OTi DALI 35/220…240/400 D LT2 UF L	360	30	11	350	-25…+60	Yes	1…100	IP20
OTi DALI 75/220…240/700 D LT2 UF L	360	30	11	350	-25…+50	Yes	1…100	IP20

[1] Permitted voltage range
[2] ±5%

PRODUCT FEATURES

- Line frequency: 0 Hz | 50 Hz | 60 Hz
- Versatile DALI window driver up to 75 W due to flexible output characteristic
- Supply voltage: 220…240 V
- Available with output current range: up to 700 mA
- Direct Ultraflat sensor connection via LEDset (LS/PD LT2 LI UF Sensor)
- Use with Ultraflat DALI sensor (LS/PD DALI LI UF Sensor)
- Constant Lumen Output (CLO)
- Non-isolated drivers
- DALI-2 certified (Part -101,-102 and -207)

PRODUCT BENEFITS

- Ultra-flat housing (11 mm height) for innovative luminaire designs and applications
- LEDset interface for direct Ultraflat sensor connection (LS/PD LT2 LI UF sensor)
- Fully programmable via software (DALI Interface, NFC)
- Lifetime: up to 100,000 h (temperature at T_c = 65 °C, max. 10 % failure rate)
- High-quality dimming of 1…100 % by amplitude dimming
- High quality of light thanks to
- Very high efficiency
- Fulfill safety requirement due to overload, overtemperature, Hot Plug protection

VERSATILE SCOPE OF APPLICATION DUE TO OSRAM DALI TECHNOLOGY:

- Easy to use in corridors and restrooms because of three-level Corridor function
- Touch DIM application: easy to control via pushbutton or sensor
- Energy efficient Touch DIM operation due to automatic switch-off at sufficient residual light
- Suitable for emergency Installations (acc. to EN 60598-2-22 and IEC 61347-2-13, appendix J) thanks to DC detection (0 Hz, pulsating DC), on/off switchable
- Feedback of power consumption and operating hours (Fit for SMART GRID)
- Suitable for buildings according to EPBD/BREEAM/LEED due to automatic Constant Lumen Output setting
- Luminaire information for easy maintenance

AREAS OF APPLICATION

- Linear lighting for office, education, industry, storage areas and retail
- Installation in emergency lighting systems according to IEC 61347-2-13, appendix J
- Suitable for luminaires of protection class I

OSRAM



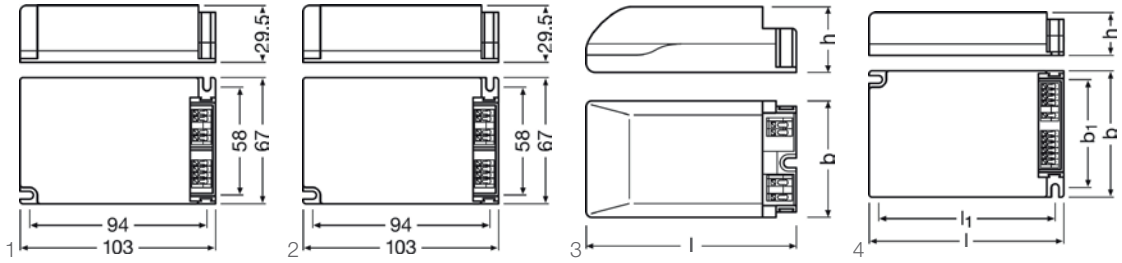

Product name	GTIN (EAN)	Hz	V_{IN}	V min.-max.	V_{OUT}	$I_{[mA]}$	W		l [mm]
OTi DALI 15/220…240/1A0 LT2	4052899324879	50…60	198…264[1]	176…276	7.5…54[2]	150…1050[3]	18	SELV	95
OTi DALI 25/220…240/700 LT2	4052899488144	50…60	198…264[1]	176…276	12…54[2]	180…700[3]	27	SELV	103
OTi DALI 25/220…240/700 LT2	4052899919457	50…60	198…264[1]	176…276	12…54[2]	180…700[3]	27	SELV	103
OTi DALI 35/220…240/1A0 LT2	4052899488168	50…60	198…264[1]	176…276	15…54[2]	350…1050[3]	35	SELV	103
OTi DALI 50/220…240/1A4 LT2 FAN	4052899488182	50…60	198…264[1]	176…276	15…54[2]	600…1400[3]	50	SELV	110

Product name	b [mm]	h [mm]	l_1 [mm]	b_1 [mm]	Ta	
OTi DALI 15/220…240/1A0 LT2	53	30.0	not relevant	not relevant	-20…+50	Yes
OTi DALI 25/220…240/700 LT2	67	29.5	94.0	58.0	-20…+50	Yes
OTi DALI 25/220…240/700 LT2	67	29.5	94.0	58.0	-20…+50	Yes
OTi DALI 35/220…240/1A0 LT2	67	29.5	94.0	58.0	-20…+50	Yes
OTi DALI 50/220…240/1A4 LT2 FAN	75	25.0	99.0	64.0	-20…+50	Yes

Product name	CONTROL	W	IP		No.
OTi DALI 15/220…240/1A0 LT2		1…100[4]	IP20	20	3
OTi DALI 25/220…240/700 LT2	By DALI or Touch DIM/Touch DIM Sensor	1…100[4]	IP20	20	2
OTi DALI 25/220…240/700 LT2	By DALI or Touch DIM/Touch DIM Sensor	1…100[4]	IP20	20	2
OTi DALI 35/220…240/1A0 LT2	By DALI or Touch DIM/Touch DIM Sensor	1…100[4]	IP20	20	1
OTi DALI 50/220…240/1A4 LT2 FAN	By DALI or Touch DIM/Touch DIM Sensor	1…100[4]	IP20	20	4

[1] Permitted voltage range
[2] Maximum 60 V
[3] ±5%
[4] For maximum nominal output current

PRODUCT FEATURES

- Supply voltage: 220…240 V
- Line frequency: 0 Hz | 50 Hz | 60 Hz
- Line voltage: 198…264 V
- Safety according to EN 61347-1, 61347-2-3, 61347-2-13, 62384
- Prepared for DALI-2 certification (Part -101,-102 and -207)
- RI suppression according to EN 55015:2007+A1:2007/CDN
- Line harmonics according to EN 61000-3-2
- Immunity according to EN 61547
- Lifetime: up to 100,000 h (temperature at T_c = 65 °C, max. 10 % failure rate)
- Type of protection: IP20
- Independent connection via through-looping (except OTi DALI 15)

PRODUCT BENEFITS

- Versatile DALI window driver due to flexible output characteristic
- Very high efficiency
- Protection of the system thanks to thermal management and Smart Control
- High-quality dimming of 1…100 % by amplitude dimming
- Soft switch off function (OTi DALI 15)

VERSATILE SCOPE OF APPLICATION DUE TO OSRAM DALI TECHNOLOGY:

- Easy to use in corridors and restrooms because of three-level Corridor function
- Touch DIM application: easy to control via pushbutton or sensor
- Energy efficient Touch DIM operation due to automatic switch-off at sufficient residual light
- Suitable for emergency Installations (acc. to EN 60598-2-22 and IEC 61347-2-13, appendix J) thanks to DC detection (0 Hz, pulsating DC), on/off switchable
- Feedback of power consumption and operating hours (Fit for SMART GRID)
- Suitable for buildings according to EPBD/BREEAM/LEED due to automatic Constant Lumen Output setting

AREAS OF APPLICATION

- Installation in emergency lighting systems according to IEC 61347-2-13, appendix J
- Suitable for use in luminaires with flexible current setting (DALI, CLO, LEDset)
- Suitable for indoor SELV installations
- Suitable for luminaires of protection classes I and II
- Suitable for downlights, spotlights and LED panels
- Installation via Cable Clamp Kit possible (depending on version of product)



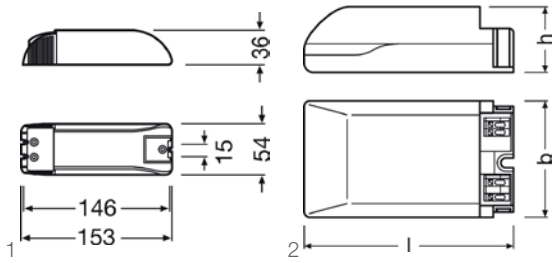

Product name	GTIN (EAN)	Hz	V_{IN}	V_{OUT}	$I_{[mA]}$	W		l [mm]	b [mm]
OTe 10/220…240/700 PC	4052899105300	50…60	198…264[1]	7…14	700[2]	10.0	SELV	95	53
OTe 13/220…240/350 PC	4052899105324	50…60	198…264[1]	18…38[2]	350[2]	13.5	SELV	95	53
OTe 18/220…240/500 PC	4052899105362	50…60	198…264[1]	18…36[2]	500[2]	18.0	SELV	95	53
OTe 18/220…240/350 PC	4052899105348	50…60	198…264[1]	27…54[2]	350[2]	19.0	SELV	95	53
OTe 25/220…240/700 PC	4052899105386	50…60	198…264[1]	18…36[2]	700[2]	25.0	SELV	95	53
OTe 35/220…240/700 PC	4008321825520	50…60	195…264[1]	27…50[2]	700[2]	35.0	SELV	153	54

Product name	h [mm]	l_1 [mm]	Ta		W	IP		No.
OTe 10/220…240/700 PC	25	-	-20…+55	Yes	10…100	IP20	20	2
OTe 13/220…240/350 PC	25	-	-20…+55	Yes	10…100	IP20	20	2
OTe 18/220…240/500 PC	30	-	-20…+55	Yes	10…100	IP20	20	2
OTe 18/220…240/350 PC	30	-	-20…+50	Yes	10…100	IP20	20	2
OTe 25/220…240/700 PC	30	-	-20…+50	Yes	10…100	IP20	20	2
OTe 35/220…240/700 PC	36	146.0	-20…+45	Yes	10…100	IP20	10	1

[1] Permitted voltage range
[2] ±10%
[2] Maximum

PRODUCT FEATURES

- Dimmable via leading edge/trailing edge
- Type of protection: IP20

PRODUCT BENEFITS

- Compact housing for mounting in very tight spaces
- Compatible with the most common leading-edge and trailing-edge phase dimmers

AREAS OF APPLICATION

- Optional cable clamp E-style for independent mounting
- Suitable for indoor installations
- Suitable for indoor SELV installations



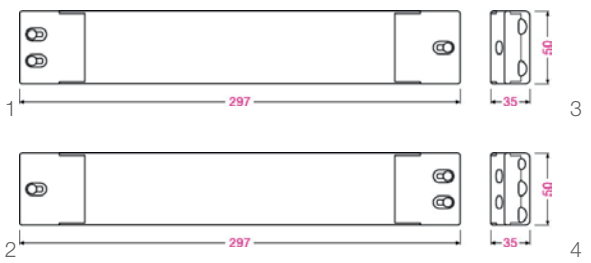

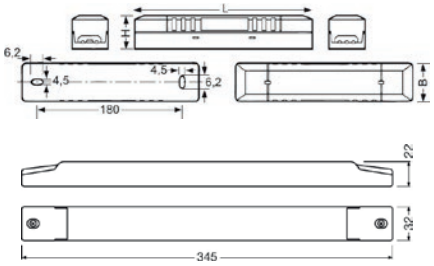

Product name	GTIN (EAN)	Hz	V_{IN}	V_{OUT}	W	l [mm]	b [mm]	h [mm]	l_1 [mm]
OTi DALI 50/220…240/24 1…4 CH	4052899452916	0…60	198…264	24.0[1]	50	346	32.0	22.0	300.6
OTi DALI 50/220…240/24 TW	4052899490772	50…60	198…264	24.0[1]	50	346	32.0	22.0	300.6
OTi DALI 75/220…240/24 1…4 CH	4008321371560	50…60	198…264[2]	24.0[1]	75	220	46.2	43.6	180.0
OTi DALI 80/220…240/24 1…4 CH	4052899452893	0…60	198…264	24.0[1]	80	346	32.0	24.0	300.6
OTi DALI 80/220…240/24 TW	4052899490758	50…60	198…264	24.0[1]	80	346	32.0	22.0	300.6
OTi DALI 160/220…240/24 1-2 CH	4052899986305	50…60	198…264	24.2[1]	160	300	50.0	35.0	260.0
OTi DALI 160/220…240/24 TW	4052899986312	50…60	198…264	24.0[1]	160	300	50.0	35.0	258.0

Product name	b_1 [mm]	Ta		W	IP		No.
OTi DALI 50/220…240/24 1…4 CH	not relevant	-20…+45	No	0…100	IP20	20	4
OTi DALI 50/220…240/24 TW	not relevant	-20…+45	No	0…100	IP20	20	4
OTi DALI 75/220…240/24 1…4 CH	0	-20…+50	Yes	0…100	IP20	20	3
OTi DALI 80/220…240/24 1…4 CH	not relevant	-20…+45	Yes	0…100	IP20	20	4
OTi DALI 80/220…240/24 TW	not relevant	-20…+45	No	0…100	IP20	20	4
OTi DALI 160/220…240/24 1-2 CH	not relevant	-20…+45	Yes	0…100	IP20	20	2
OTi DALI 160/220…240/24 TW	-	-20…+45	Yes	0…100	IP20	20	1

[1] DC voltage
[2] Permitted voltage range

PRODUCT FEATURES

- Dimmable via Touch DIM (if supported)
- LED driver whose output power can be shared arbitrarily among the 2 or 4 channels
- Dimming range: 0…100 %
- Line frequency: 0 Hz | 50 Hz | 60 Hz

PRODUCT BENEFITS

- Intelligent power matching thanks to Smart power supply
- Slim form factor for mounting on the cove or in linear luminaires
- Minimized flicker thanks to high PWM frequency
- Suitable for installation in emergency lighting systems according to EN 60598-2-22
- Available as Tunable White version (DALI Device Type 8)
- DALI message detection „LED Module failure“
- IP rating: IP20

AREAS OF APPLICATION

- Cove lighting, wall washer, corridor, handrail
- Suitable for use in luminaires of protection class I and II

EQUIPMENT / ACCESSORIES

- Suitable for 24 V LED modules



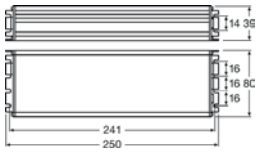

1



2

Product name	GTIN (EAN)	Hz	V_{IN}	V_{OUT}	W	l [mm]	b [mm]	h [mm]	l_1 [mm]
OT 120/220…240/24 DIM P	4008321981691	50…60	198…264[1]	24[2]	120	250	60	39	241
OT 240/220…240/24 DIM P	4008321981714	50…60	198…264[1]	24[2]	240	250	80	39	241

Product name	b_1 [mm]	Ta		W	IP		No.
OT 120/220…240/24 DIM P	15	-25…+55	Yes	3…100[3]	IP67	10	2
OT 240/220…240/24 DIM P	16	-25…+55	Yes	3…100	IP67	8	1

[1] Permitted voltage range
[2] +1.0/-0.5 V
[3] Depends on the lamp type (please see www.osram.com/dim)

PRODUCT FEATURES

- Dimmable via fully isolated 1...10 V interface
- Driver with output power range of up to 240 W

PRODUCT BENEFITS

- Versatile 1…10 V window driver up to 240 W due to flexible output characteristic
- Very high efficiency and reliability
- High IP protection (IP67)
- High surge protection: up to 3 kV (L-N) / 6 kV (L/N-PE)

AREAS OF APPLICATION

- Suitable for use in tight, flat luminaires or installation in suspended ceilings
- Suitable for indoor and outdoor SELV installations



1

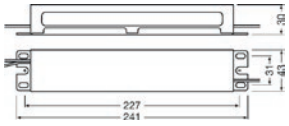

2

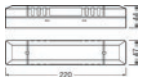

3



4

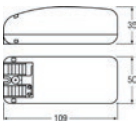

5

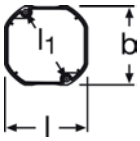

Product name	GTIN (EAN)	Hz	V_{IN}	V_{OUT}	W	l [mm]	b [mm]	h [mm]
OT 6/200…240/24 CE	4008321113269	50…60	180…264[1]	24[2]	8.3	51	50	22
OT 20/200…240/24	4050300618111	50…60	198…264[1]	24[2]	20.0	109	50	35
OT 50/220…240/24	4052899905566	50…60	198…264[1]	24[2]	58.0	242	40	16
OT 75/220…240/24 E	4008321362476	50…60	198…264[1]	24[2]	75.0	241	43	30
OT 75/220…240/24	4050300817477	50…60	198…264[1]	24[2]	83.0	220	47	44

Product name	l_1 [mm]	Ta		IP		No.
OT 6/200…240/24 CE	not relevant	-20…+50	No	IP65	20	5
OT 20/200…240/24	not relevant	-20…+45	No	IP20	20	4
OT 50/220…240/24	not relevant	-20…+45	No	IP20	20	3
OT 75/220…240/24 E	227.0	-20…+60	No	IP64	10	1
OT 75/220…240/24	180.0	-20…+50	No	IP20	10	2

[1] Permitted voltage range
[2] ±0.8 V

PRODUCT FEATURES

- DC mode functionality
- Type of protection: IP66 and IP67
- Surge protection: up to 4 kV (L-N) / 6 kV (L/N-PE)
- Wide operating temperature range: -30…+55 °C
- Lifetime: up to 50,000 h (temperature at max. t_c)

PRODUCT BENEFITS

- Large range of products from 20 W to 250 W
- Installation in very cold and hot environments
- Very stable output power
- High electronical reversible short-circuit, overload, overtemperature protection
- Smart Power Supply: boosting power to turn on cold LEDs
- Independent installation possible

AREAS OF APPLICATION

- Facades, public squares, cruise ships
- Signage
- Suitable for indoor and outdoor installations



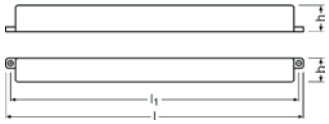

Product name	GTIN (EAN)	Hz	V_{IN}	V_{OUT}	W	l [mm]	b [mm]	h [mm]	l_1 [mm]
OT 15/220…240/12 P	4052899905559	50…60	198…264[1]	12.5[2]	15	237	20	22	228

Product name	Ta		IP	
OT 15/220…240/12 P	-25…+55	No	IP66	50

[1] V_{AC} Permitted voltage range
[2] ±0.5 V

PRODUCT BENEFITS

- Versatile scope of application due to output power range of up to 120 W
- Very high efficiency and reliability
- High IP protection (up to IP67)
- High surge protection: up to 3 kV (L-N) / 6 kV (L/N-PE)

AREAS OF APPLICATION

- Suitable for indoor and outdoor installations
- Ideal for mounting in very tight spaces

ELEMENT
Constant Voltage – Non dimmable



1

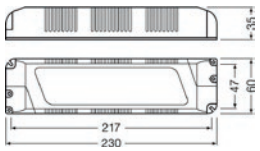

2

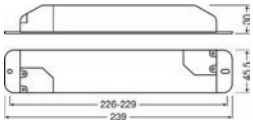

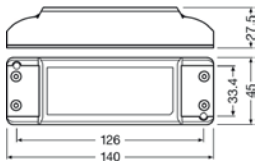

3

Product name	GTIN (EAN)	Hz	V_{IN}	V min.-max.	V_{OUT}	$I_{[mA]}$	
ELEMENT 30/220…240/24	4052899463776	50/60	198…264	not relevant	24	not relevant	SELV
ELEMENT 60/220…240/24	4052899463790	50/60	198…264	not relevant	24	not relevant	SELV
ELEMENT 90/220…240/24	4052899463813	50/60	198…264	not relevant	24	not relevant	SELV
ELEMENT 30/220…240/24	4052899528666	50/60	198…264	not relevant	24	not relevant	SELV
ELEMENT 60/220…240/24	4052899528680	50/60	198…264	not relevant	24	not relevant	SELV
ELEMENT 90/220…240/24	4052899528703	50/60	198…264	not relevant	24	not relevant	SELV

Product name	V	l [mm]	b [mm]	h [mm]	l_1 [mm]	b_1 [mm]	Ta	
ELEMENT 30/220…240/24	220…240	140.0	45.0	27.5	not relevant	126	-20…+45	No
ELEMENT 60/220…240/24	220…240	238.9	45.5	30.0	not relevant	226	-20…+50	No
ELEMENT 90/220…240/24	220…240	230.0	60.0	35.0	not relevant	217	-20…+50	No
ELEMENT 30/220…240/24	220…240	140.0	45.0	27.5	not relevant	126	-20…+45	No
ELEMENT 60/220…240/24	220…240	238.9	45.5	30.0	not relevant	226	-20…+50	No
ELEMENT 90/220…240/24	220…240	230.0	60.0	35.0	not relevant	217	-20…+50	No

Product name	W	IP		No.
ELEMENT 30/220…240/24	not relevant	IP20	20	3
ELEMENT 60/220…240/24	not relevant	IP20	20	2
ELEMENT 90/220…240/24	not relevant	IP20	20	1
ELEMENT 30/220…240/24	not relevant	IP20	20	3
ELEMENT 60/220…240/24	not relevant	IP20	20	2
ELEMENT 90/220…240/24	not relevant	IP20	20	1

PRODUCT FEATURES

- Lifetime: up to 50,000 h (temperature at t_c = 75 °C)
- Overtemperature protection
- Overload protection

PRODUCT BENEFITS

- Large output power range: up to 90 W
- Compatible with OSRAM Flex products
- Excellent price/performance ratio

AREAS OF APPLICATION

- Suitable for luminaires of protection class II
- Decorative lighting in hospitality, restaurants and Shops
- Shelf lighting for shops
- Cove lighting
- Under cabinet lighting

OSRAM

CV dimmers with Bluetooth
Constant voltage dimmers with Bluetooth



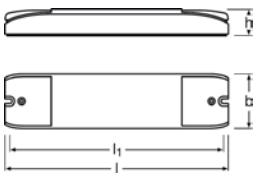

Product name	GTIN (EAN)	Hz	V_{IN}	V min.-max.	V_{OUT}	$I_{[mA]}$	W
OT BLE DIM	4052899557833	0 Hz/50	not relevant[1]	12/24	12…24	not relevant	240

Product name			V	W SYSTEM	COLOR	l [mm]	b [mm]	h [mm]	l1 [mm]	b1 [mm]
OT BLE DIM	Non isolated		12…24	240	White	172	42	20	164	0

Product name	Ta		W	IP	
OT BLE DIM	-20…+45	Yes	0…100	IP20	20

[1] V_{DC}

PRODUCT FEATURES
- Wireless 4-channel dimmer, with a output voltage of 12 V and 24 V
- Control of LED loads of up to 240 W
- Wireless module based on Bluetooth Low Energy

AREAS OF APPLICATION
- Suitable for indoor installations
- Shops and hospitality: retail, hotels, restaurants
- Museums, residential buildings

PRODUCT BENEFITS
- Control of white, Tunable White, RGB and RGBW LED modules
- Independent housing for ceiling installation
- Support of systems based on CASAMBI lighting control solutions
- Minimal installation effort
- Dry contacts for connection to any commercial pushbutton

OSRAM



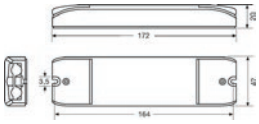

Product name	GTIN (EAN)	V_{IN}	V_{OUT}	W	l [mm]	b [mm]	h [mm]	l_1 [mm]	Ta
OTi DALI DIM	4008321061195	10.5…24[1]	10.5…24	120	172	42	20	164	-20…+50

Product name				
OTi DALI DIM	Yes	0…100	IP20	20

[1] V_{DC}

PRODUCT FEATURES

- Intelligent digital dimmer (DALI) with constant output voltage
- Dimming range: 0…100 %
- Device fits also for special applications where dimming below 1 % is required

PRODUCT BENEFITS

- Very precise dimming thanks to digital light control

AREAS OF APPLICATION

- Suitable for indoor installations
- Separate installation (ceiling mounting)



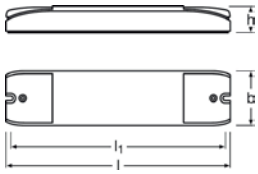

2

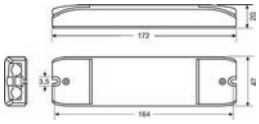

1

Product name	GTIN (EAN)	V_{IN}	V_{OUT}	W	l [mm]	b [mm]	h [mm]	l_1 [mm]	Ta
OT DMX RGB DIM	4008321160829	10.5…24[1]	10.5…24	144	172	42	20	164	-20…+50
OT DMX RGBW DIM	4052899557949	[1]	12…24	180	172	42	20	164	-20…+45

Product name		W	IP		No.
OT DMX RGB DIM	Yes	0…100	IP20	20	2
OT DMX RGBW DIM	Yes	0…100	IP20	20	1

[1] V_{DC}

PRODUCT FEATURES

- Intelligent DMX dimmer with multi-channel topology and single control
- Automatic or manual addressing
- Device fits also for special applications where dimming below 1 % is required

AREAS OF APPLICATION

- Suitable for indoor installations
- Shops and hospitality: retail, hotels, restaurants
- Museums, residential buildings

PRODUCT BENEFITS

- 3- and 4-channel DMX dimmer for RGB and RGBW LED module
- Independent housing for ceiling installation
- High PWM frequency to optimize video recording



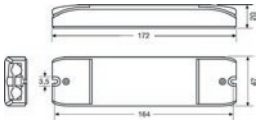

Product name	GTIN (EAN)	V_{IN}	V_{OUT}	W	l [mm]	b [mm]	h [mm]	l_1 [mm]	Ta
OT DIM	4050300943459	10.5…24[1]	10.5…24	144	172	42	20	164	-20…+50

Product name				
OT DIM	Yes	0…100	IP20	20

[1] V_{DC}

PRODUCT FEATURES

- Intelligent analog dimmer (1…10 V) with constant output voltage
- Dimming range: 0…100 %
- Cable clamp housing for independent mounting
- Device fits also for special applications where dimming below 1 % is required

PRODUCT BENEFITS

- 1…10V control port basic isolated

AREAS OF APPLICATION

- Suitable for indoor SELV installations

DALI magic
USB to DALI programming interface



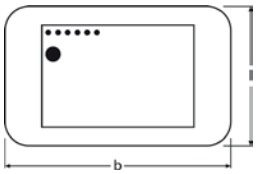

Product name	GTIN (EAN)	Hz	V	W SYSTEM	l [mm]	b [mm]	h [mm]	IP	
DALI magic	4052899039551	50…60	220…240	7	120	76	28	IP20	1

PRODUCT FEATURES

- USB DALI converter for Tuner4TRONIC and DALI wizard software for Windows PC
- Pushbutton to test DALI dimming without need of connection to computer
- Powered by USB or by included universal power supply
- Integrated automatic DALI supply of up to 64 devices (up to 4 if powered by USB)

DALI WIZARD SOFTWARE FEATURES (INCLUDED)

- Intuitive configuration of up to 64 DALI electronic control gears
- Offline / Online configuration of DALI installations
- “DALI-Spy“-functionality for recording DALI line data flow

TUNER4TRONIC SOFTWARE FEATURES

- Programming of OSRAM ECG
- Suitable for the shop floor environments
- Performs fast manual and automatic programming
- Easily enables the use of the pre-parameterization service

AREAS OF APPLICATION

- Configuration of DALI ECG functions
- Monitoring of DALI installations

EQUIPMENT / ACCESSORIES

- Universal power supply (100…240 V_{AC}, 5.9 V_{DC}, 1.15 A, EU plug)
- USB cable (male A to male B), 180 cm
- Bipolar plug for DALI connection

REFERENCES / LINKS

Compatible software available at www.ledvance.com/software

OSRAM

OPTOTRONIC Cable Clamp
Driver accessories



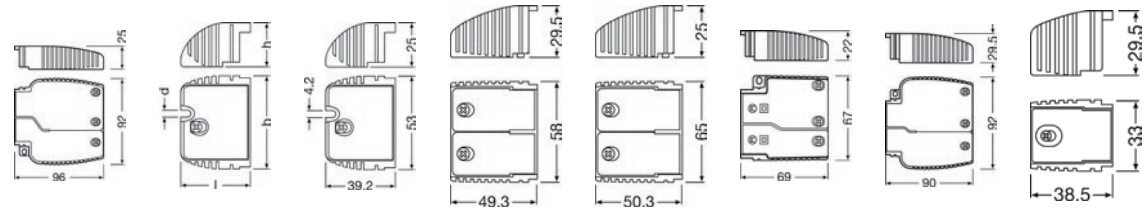

1 2 3 4 5 6 7 8

Product name	GTIN (EAN)	l [mm]	b [mm]	h [mm]		No.
OT CABLE CLAMP B-STYLE	4052899077881	49.2	57.7	29.5	20	4
OT CABLE CLAMP D-STYLE	4052899077904	38.5	33.0	29.5	40	8
OT CABLE CLAMP A-STYLE	4052899089570	35.0	65.0	25.0	20	5
OT CABLE CLAMP E-STYLE	4052899167896	38.0	53.0	25.0	20	3
OT CABLE CLAMP B-STYLE TL	4052899948051	90.0	92.0	29.5	20	7
OT CABLE CLAMP A-STYLE TL	4052899325982	90.0	92.0	25.0	20	1
OT CABLE CLAMP F-STYLE	4052899325555	38.0	53.0	30.0	20	2
OT CABLE CLAMP B-STYLE LP TL	4052899530997	50.0	67.0	22.0	20	6

PRODUCT FEATURES

- Easy to install and flexible cable clamps
- Separate cable clamps for primary and secondary side
- Pre-fixed, captive screws
- Through-looping (TL version)

PRODUCT BENEFITS

- Simple and quick cable mounting
- Sufficient space for cable connection
- Cost-effective and space-saving solution (TL version)
- Free cable connection thanks to open flaps
- Immediate installation thanks to pre-assembled cable clamps

AREAS OF APPLICATION

- Downlights, flat luminaires
- Suitable for different cable types
- Suitable for indoor installations

OSRAM

EBN-OS
Inrush current limiter for OPTOTRONIC ECG



Product name	GTIN (EAN)	Hz	V min.-max.	W	V	W SYSTEM	l [mm]	b [mm]	h [mm]
EBN-OS /230	4006584548019	50…60	-	0.6	230	0.6	58	18	88

Product name	Ta		
EBN-OS /230	-10…+40	No	100

PRODUCT FEATURES

- Retrofit for DIN rail to DIN EN 50022
- Operating frequency: 50…60 Hz
- Maximum continuous load: 16 A
- Limitation time: 70 ms
- Number of switching cycles: up to 10,000

PRODUCT BENEFITS

- Increases maximum number of ECG per automatic cutout by factor 2.5
- Flexible use depending on the size of the installation
- Simple installation

AREAS OF APPLICATION

- Suitable for all POWERTRONIC and selected OPTOTRONIC control gears



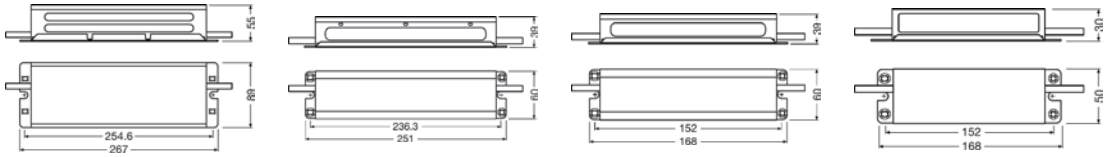

1 2 3 4

Product name	GTIN (EAN)	V_{IN}	V_{OUT}	$I_{[mA]}$	W	l [mm]	b [mm]	h [mm]	l_1 [mm]
OT 50/120…277/700 P5	4052899259003	108…305[1]	24…74	700[2]	50	168	50	30	152.0
OT 100/120…277/700 P5	4052899259065	108…305[1]	55…152	700[2]	100	168	60	39	152.0
OT 180/120…277/700 P5	4052899259027	108…305[1]	115…257	700[2]	180	251	60	39	236.3
NEW OT 250/120…277/700 P5	4052899259041	108…305[1]	180…357	700[2]	250	267	89	55	254.6

Product name	Ta		IP		No.
OT 50/120…277/700 P5	-40…+55	No	IP65	20	4
OT 100/120…277/700 P5	-40…+55	No	IP65	20	3
OT 180/120…277/700 P5	-40…+55	No	IP65	10	2
NEW OT 250/120…277/700 P5	-40…+50	No	IP65	6	1

[1] Permitted voltage range
[2] ±5%

PRODUCT FEATURES

- Available with different wattage: 50 W, 100 W, 180 W, 250 W
- Input voltage: 120…277 V
- Output current: 700 mA
- Overtemperature protection

PRODUCT BENEFITS

- High surge protection: up to 6 kV (L-N) / 6 kV (L/N-PE)
- High efficiency
- Great flexibility due to wide operating temperature range of -40…50 °C or 55 °C
- IP rating: IP65

AREAS OF APPLICATION

- Street and urban lighting
- Industry
- Suitable for luminaires of protection class I



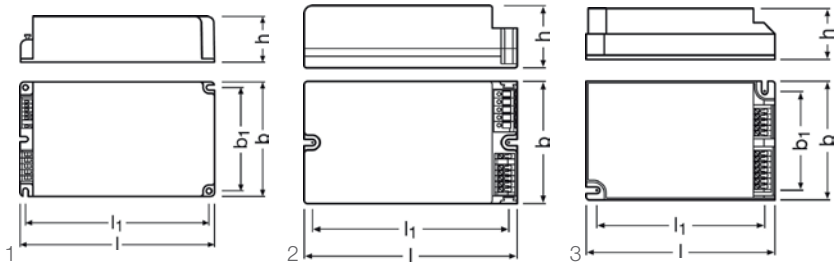

Product name	GTIN (EAN)	V_{IN}	V_{OUT}	$I_{[mA]}$	W	l [mm]	b [mm]	h [mm]	l_1 [mm]
OT 20/170…240/1A0 4DIMLT2 G2 CE	4052899981928	170…264	10…38	70…1050	20	123	79	33	111.0
OT 40/120…277/1A0 4DIMLT2 E	4052899925182	108…305[1]	15…56	70…1050	40	123	79	33	111.0
OT 40/170…240/1A0 4DIMLT2 G2 CE	4052899981935	170…264	15…56	70…1050	40	123	79	33	111.0
OT 60/170…240/1A0 4DIMLT2 E	4052899925199	170…264[1]	30…115[2]	70…1050[3]	60	133	77	40	122.5
OT 90/170…240/1A0 4DIMLT2 E	4052899925205	170…264[1]	57…186	70…1050	90	133	77	40	122.5
NEW OT 165/170…240/1A0 4DIMLT2 E	4052899925212	170…264[1]	95…285[2]	350…1050	165	170	100	40	160.0

Product name	b_1 [mm]	Ta		IP		No.
OT 20/170…240/1A0 4DIMLT2 G2 CE	67.0	-40…+60	Yes	IP20	20	3
OT 40/120…277/1A0 4DIMLT2 E	67.0	-40…+60	Yes	IP20	20	3
OT 40/170…240/1A0 4DIMLT2 G2 CE	67.0	-40…+60	Yes	IP20	20	3
OT 60/170…240/1A0 4DIMLT2 E	-	-40…+60	Yes	IP20	20	2
OT 90/170…240/1A0 4DIMLT2 E	-	-40…+55	Yes	IP20	20	2
NEW OT 165/170…240/1A0 4DIMLT2 E	90.0	-30…+55	Yes	IP20	10	1

[1] Permitted voltage range
[2] 35…115 V for output current >700 mA
[3] ±5% (350…1050 mA)

PRODUCT FEATURES

- Available with different wattage: 40 W, 60 W, 90 W, 165 W
- Input voltage: 120…277 V (40 W), 220…240 V (60 W, 90 W, 165 W)
- Current output range: 70…1,050 mA
- Flexible current setting with one additional wire (LEDset2)
- AstroDIM for autonomous dimming with five independent levels (astro, time mode)
- Allows for energy saving in twilight phases
- MainsDIM function for dimming via reduction of line voltage amplitude
- Isolated DALI interface for bidirectional telemanagement systems
- Standby power consumption:
- Constant Lumen Output (CLO)
- Overtemperature protection via external NTC

PRODUCT BENEFITS

- 4DIM functionality in one device (StepDIM, AstroDIM, MainsDIM, DALI)
- Very high efficiency
- High surge protection: up to 10 kV (1 pulse) / 8 kV, in protection class I or II
- Low luminous efficacy tolerance through low output current tolerance of ± 3 %
- Great flexibility due to wide operating temperature range of -40…55 °C or 60 °C
- Protection through double isolation between mains input and LED output

AREAS OF APPLICATION

- Street and urban lighting
- Industry
- Suitable for outdoor applications in luminaires with IP > 54
- Suitable for use in outdoor luminaires of protection class I and II

EQUIPMENT / ACCESSORIES

- DALI magic hardware for configuring 4DIM ECGs necessary
- Programmable via Tuner4TRONIC software

OSRAM



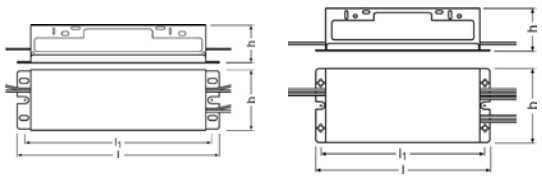

1 2

	Product name	GTIN (EAN)	V_{IN}	V_{OUT}	$I_{[mA]}$	W	l [mm]	b [mm]	h [mm]	l_1 [mm]
	OT 50/120…277/800 2DIMLT2 P	4052899173781	108…305[1]	30…115	350…800	50	168	50	30	152
	OT 50/120…277/1A2 2DIMLT2 P	4052899173804	108…305[1]	20…55	600…1250	50	168	50	30	152
NEW	OT 100/120…277/800 2DIMLT2 P	4052899253414	108…305[1]	50…186	350…800	100	168	68	38	152
NEW	OT 110/120…277/1A4 2DIMLT2 P	4052899253438	108…305[1]	35…85	600…1400	110	168	68	38	152

	Product name	Ta		IP		No.
	OT 50/120…277/800 2DIMLT2 P	-40…+55	Yes	IP64	20	1
	OT 50/120…277/1A2 2DIMLT2 P	-40…+55	Yes	IP64	20	1
NEW	OT 100/120…277/800 2DIMLT2 P	-40…+55	Yes	IP64	20	2
NEW	OT 110/120…277/1A4 2DIMLT2 P	-40…+55	Yes	IP64	20	2

[1] Permitted voltage range

PRODUCT FEATURES

- Available with different wattage: 50 W, 100 W, 110 W
- Input voltage: 120…277 V
- Available with output current range: up to 1,400 mA
- Flexible current setting with one additional wire (LEDset2)
- AstroDIM for autonomous dimming with five independent levels (astro mode)
- Isolated 0…10 V interface for unidirectional telemanagement systems
- Constant Lumen Output (CLO)
- Overtemperature protection with external NTC or LEDset2 interface

PRODUCT BENEFITS

- 2DIM functionality in one device (AstroDIM, 0…10 V)
- High surge protection: up to 6 kV (in protection class I or II)
- Fast programming without mains voltage
- High efficiency
- Great flexibility due to wide operating temperature range of -40…55 °C
- Protection through double isolation between mains input and LED output
- IP rating: IP64

AREAS OF APPLICATION

- Street and urban lighting
- Industry
- Suitable for luminaires of protection classes I and II

EQUIPMENT / ACCESSORIES

- OT Programmer hardware for configuration of 2DIM ECGs necessary
- Programmable via Tuner4TRONIC software

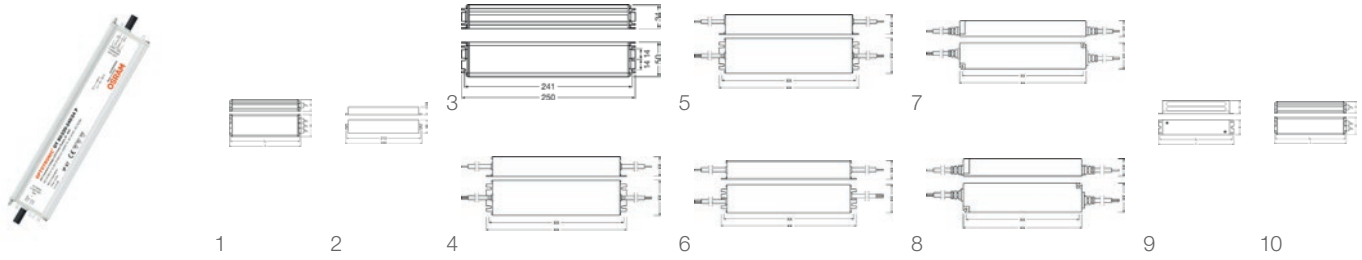

Product name	GTIN (EAN)	Hz	V_{IN}	V_{OUT}	W	l [mm]	b [mm]	h [mm]	l_1 [mm]
OT 20/220…240/24 P	4052899545922	0…60	198…264	24.2	20	178	43	25	169
OT 40/220…240/24 P	4052899545946	0…60	198…264	24.2	40	208	43	26	199
OT 50/220…240/24 P	4052899043510	50…60	198…264[1]	24.0[2]	50	220	40	22	213
OT 60/220…240/24 P	4052899545960	0…60	198…264	24.2	60	208	43	26	199
OT 80/220…240/24 P	4008321981684	50…60	198…264[1]	24.0[2]	80	250	50	34	241
OT 100/220…240/24 P	4052899545984	0…60	198…264	24.2	106	240	50	34	227
OT 120/220…240/24 P	4008321981707	50…60	198…264[1]	24.0[2]	120	250	60	39	241
NEW OTe 120/220…240/24 E	4008321645715	50…60	198…264[1]	24.0[2]	135	258	51	45	241
OT 130/220…240/24 P	4052899546004	0…60	198…264	24.2	140	220	63	37	207
OT 240/220…240/24 P	4008321981721	50…60	198…264[1]	24.0[2]	240	250	80	39	241
OT 250/220…240/24 P	4052899546028	0…60	198…264	24.2	2250	265	68	40	250

Product name	Ta		IP		No.
OT 20/220…240/24 P	-30…+55	No	IP66	20	8
OT 40/220…240/24 P	-30…+55	No	IP66	20	7
OT 50/220…240/24 P	-25…+55	No	IP66	30	2
OT 60/220…240/24 P	-30…+50	No	IP66	20	7
OT 80/220…240/24 P	-25…+55	No	IP67	10	3
OT 100/220…240/24 P	-30…+55	No	IP66	10	6
OT 120/220…240/24 P	-25…+55	No	IP67	10	10
NEW OTe 120/220…240/24 E	-10…+50	No	IP64	10	9
OT 130/220…240/24 P	-30…+55	No	IP66	10	5
OT 240/220…240/24 P	-25…+55	No	IP67	8	1
OT 250/220…240/24 P	-30…+55	No	IP66	10	4

[1] V_{AC} Permitted voltage range
[2] +1.0/-0.5 V

PRODUCT FEATURES

- DC mode functionality
- Type of protection: IP66 and IP67
- Surge protection: up to 4 kV (L-N) / 6 kV (L/N-PE)
- Wide operating temperature range: -30…+55 °C
- Lifetime: up to 50,000 h (temperature at max. t_c)

AREAS OF APPLICATION

- Facades, public squares, cruise ships
- Signage
- Suitable for indoor and outdoor installations

PRODUCT BENEFITS

- Large range of products from 20 W to 250 W
- Installation in very cold and hot environments
- Very stable output power
- High electronical reversible short-circuit, overload, overtemperature protection
- Smart Power Supply: boosting power to turn on cold LEDs
- Independent installation possible



1



2



3



4

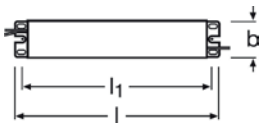

5

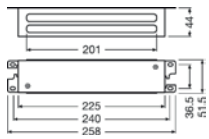

Product name	GTIN (EAN)	Hz	V_{IN}	V_{OUT}	W	l [mm]	b [mm]	h [mm]	l_1 [mm]
OT 30/220…240/12 P	4052899905542	50…60	198…264[1]	12.5[2]	35	220	40.0	22.0	213
OTe 60/110…277/12 E	4008321794338	50…60	100…305[1]	12.5[2]	60	241	43.0	30.0	227
OT 60/220…240/12 P	4008321790811	50…60	198…264[1]	12.5[2]	70	180	50.0	34.0	171
OTe 120/110…277/12 E	4008321821263	50…60	100…305[1]	12.5[2]	120	258	51.2	44.5	246
OT 120/220…240/12 P	4008321790835	50…60	198…264[1]	12.5[2]	135	250	60.0	39.0	241

Product name	Ta		IP		No.
OT 30/220…240/12 P	-25…+55	No	IP66	30	2
OTe 60/110…277/12 E	-25…+55	No	IP64	10	4
OT 60/220…240/12 P	-25…+55	No	IP67	10	1
OTe 120/110…277/12 E	-25…+55	No	IP64	10	5
OT 120/220…240/12 P	-25…+55	No	IP67	10	3

[1] V_{AC} Permitted voltage range
[2] ±0.5 V

PRODUCT BENEFITS

- Versatile scope of application due to output power range of up to 120 W
- Very high efficiency
- IP rating: up to IP67
- High surge protection: up to 3 kV (L-N) / 6 kV (L/N-PE)

AREAS OF APPLICATION

- Suitable for indoor and outdoor installations
- Ideal for mounting in very tight spaces

OPTOTRONIC
24 V Constant voltage LED power supplies with 1…10 V



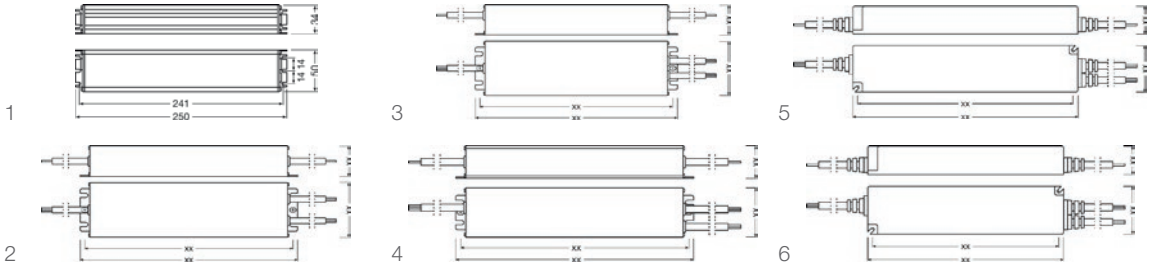

Product name	GTIN (EAN)	Hz	V_{IN}	V_{OUT}	W	l [mm]	b [mm]	h [mm]	l_1 [mm]
OT 20/220…240/24 DIM P	4052899545809	0…60	198…264	24.2	20	178	43	25	169
OT 40/220…240/24 DIM P	4052899545823	0…60	198…264	24.2	40	208	43	26	199
OT 60/220…240/24 DIM P	4052899545847	0…60	198…264	24.2	60	208	43	26	199
OT 80/220…240/24 DIM P	4008321981677	50…60	198…264[1]	24.0[2]	80	250	50	34	241
OT 100/220…240/24 DIM P	4052899545861	0…60	198…264	24.2	106	240	50	34	227
OT 130/220…240/24 DIM P	4052899545885	0…60	198…264	24.2	140	220	63	37	207
OT 250/220…240/24 DIM P	4052899545908	0…60	198…264	24.2	250	265	68	40	250

Product name	b_1 [mm]	Ta		W	IP		No.
OT 20/220…240/24 DIM P	not relevant	-30…+55	Yes	1…100	IP66	20	6
OT 40/220…240/24 DIM P	not relevant	-30…+55	Yes	1…100	IP66	20	5
OT 60/220…240/24 DIM P	not relevant	-30…+55	Yes	1…100	IP66	20	5
OT 80/220…240/24 DIM P	14.0	-25…+55	Yes	3…100	IP67	10	1
OT 100/220…240/24 DIM P	not relevant	-30…+55	Yes	1…100	IP66	10	4
OT 130/220…240/24 DIM P	not relevant	-30…+55	Yes	1…100	IP66	10	3
OT 250/220…240/24 DIM P	not relevant	-30…+55	Yes	1…100	IP66	10	2

[1] Permitted voltage range
[2] +1.0/-0.5 V

PRODUCT FEATURES

- DC mode functionality
- Type of protection: IP66 and IP67
- Surge protection: up to 4 kV (L-N) / 6 kV (L/N-PE)
- Wide operating temperature range: -30…+55 °C
- Lifetime: up to 50,000 h (temperature at max. t_c)
- Dimmable via fully isolated 1…10 V interface

PRODUCT BENEFITS

- Large range of products from 20 W to 250 W
- Installation in very cold and hot environments
- Very stable output power
- High electronical reversible short-circuit, overload, overtemperature protection
- Smart Power Supply: boosting power to turn on cold LEDs
- Independent installation possible
- Dimming range: 1…100 %

AREAS OF APPLICATION

- Facades, public squares, cruise ships
- Signage
- Suitable for indoor and outdoor installations

OSRAM

OT Programmer
USB Programming interface



Product name	GTIN (EAN)	Hz	V	COLOR	l [mm]	b [mm]	h [mm]	Ta	
OT Programmer	4052899209640	0	5	Grey	120	76	28	0…+50	No

Product name	IP		
OT Programmer	IP20	1	

PRODUCT FEATURES

- Standard USB interface
- Very fast programming of single OPTOTRONIC devices with the Prog +/- interface
- Programming without applying mains voltage to the driver
- Suitable only for non-DALI OPTOTRONIC devices with the Prog +/- interface

EQUIPMENT / ACCESSORIES

- Programmable via Tuner4TRONIC software

OPTOTRONIC®
OUTDOOR LED DRIVERS

OPTOTRONIC® LED DRIVERS FOR OUTDOOR APPLICATIONS

Long life, low maintenance and high efficiency are very important for outdoor applications. OPTOTRONIC® LED drivers for outdoor applications fulfill these expectations and use the advantages of LED-based light sources.

The high flexibility of these devices enables the optimal adaptation to required lighting conditions as well as the cost optimization of LED luminaire systems.

Significant energy savings as well as a reduction of CO_2 emissions can be achieved thanks to the integrated dimming functions (depending on the device family). Because of the large operating window (voltage/current) of these LED drivers, a wide range of LED modules are supported. The table on the next page can be used as a guide.

OSRAM sets new standards with integrated overvoltage protection for protection class I and II luminaires. The following constant current LED driver families are available for outdoor applications.

	ON/OFF	ON/OFF	1DIM	2DIM	4DIM	4DIM
Product name	OT 700 P5	High Current	OT 1DIMLT2 E	OT 2DIMLT2 P	OT 4DIMLT2 E	OT 4DIMLT2 G2 E
Output power	17–250 W	50–200 W	2–165 W	10–110 W	6–165 W	2–165 W
Output current	700 mA	2100–5600 mA	70–1050 mA	105–800 mA 180–1250 mA/ 1400 mA	70–1050 mA	70–1050 mA
Isolation prim./sec.	Double	Double	Double	Double	Double	Double
Surge voltage strength						
L - N	6 kV	6 kV	6 kV	6 kV	6 kV	6 kV
L/N - Earth	6 kV	6 kV	10 kV	6 kV	8 kV	10 kV
Dimming functionality						
StepDIM	—	—	—	(●)[1]	●	●
AstroDIM	—	—	●	—	●	●
AstroDIM (incl. presence detection)	—	—	—	(●)[1]	●	●
MainsDIM	—	—	—	—	●	●
0-10V	—	—	—	●	—	—
DALI (Version-1)	—	—	—	—	●	—
DALI-2	—	—	—	—	—	●
CLO function[2] (constant lumen output)	—	—	●	●	●	●
Additional features						
Emergency Light[2]	—	—	—	—	●	●
Monitoring Data[2]	—	—	—	—	—	●
Luminaire Information[2]	—	—	—	—	—	●
Tuning Factor[2]	—	—	●	—	—	●
Driver Guard[2]	—	—	●	—	—	●
OEM Key[2]	—	—	—	—	●	—
Configuration Lock[2]	—	—	●	—	—	●
LED module interface						
LEDset2	—	—	●	●	●	●
Programming software						
Tuner4TRONIC®	—	—	●	●	●	●
Tuner4TRONIC® Field	—	—	●	—	—	●
Programming tool						
DALI magic	—	—	—	—	●	●
OT Programmer	—	—	—	●	—	—
NFC Programmer	—	—	●	—	—	●

[1] With external relay
[2] Feature summary on page 6.04 ff.

OSRAM

CONTROL INTERFACES/DIMMING POSSIBILITIES

STAND-ALONE CONTROL



AstroDIM
AstroDIM provides multi-stage night-time power reduction based on an internal timer referenced to the power ON/OFF time. There is no need for an external control infrastructure. The unit automatically performs a dimming profile based on the predefined scheduled reference to the midpoint, which is calculated based on the power ON/OFF times.



Presence-controlled
In this dimming mode, the light output can be adjusted to the activity around each light point with an additional external sensor powered by the mains, regardless of the actual dimming level of the AstroDIM mode.

GROUP CONTROL



StepDIM
The StepDIM (bi-power) mode allows switching between two output levels, the “normal” mode and the “reduced load” mode, by means of an additional switched phase. In the “reduced load” mode, the driver reduces the lighting level and therefore the energy consumption.
The light levels can be preprogrammed flexibly.



MainsDIM
This feature is mainly used in combination with magnetic ballasts for outdoor applications. The light output is reduced by lowering the mains voltage. The reduction of the mains voltage is applied by a controller in the distribution cabinet.

NETWORK CONTROL



DALI
In DALI mode, the driver can be integrated into a light management system such as the OSRAM Street Light Control system. The standardized DALI interface enables bi-directional communication between the driver and the light management system, which means that stepless dimming, status requests and addressing of each individual luminaire are possible. For additional information, please refer to pages 6.03 ff.

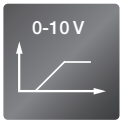

0-10V
With a 0-10 V interface, the driver can be integrated into a light management system such as the OSRAM Street Light Control system. This uni-directional interface allows adjusting the light output of the system.

ADDITIONAL FEATURES



External temperature sensor
This feature allows the temperature protection of the LED module or the complete luminaire in hot ambient temperatures via an external sensor (e.g. NTC, negative temperature coefficient resistor).
The derating can be modified via the Tuner4TRONIC® software.

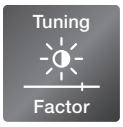

Tuning Factor
Within limits predefined by the luminaire manufacturer, this feature allows an adjustment of the amount of light in the field or in production. Thus, one luminaire can manage different lumen packages.
If the feature is combined with LEDset2, other lumen packages can also be achieved which differ in terms of resistor coding.



High overvoltage protection
With the OSRAM-developed EQUI connection, these drivers (depending on the OPTOTRONIC® family type) offer a high overvoltage protection up to 10 kV in common mode (6 kV in differential mode) for protection class I or II, protecting not only the LED driver, but also the connected module.

SUMMARY OF LED DRIVER/CABLE CLAMP COMBINATIONS

	Product name	GTIN (EAN)	OT Cable Clamp
DALI – SELV	OTi DALI 15/220-240/1A0 LT2 NFC	4052899324879	F-STYLE
	OTi DALI 25/220-240/700 LT2 NFC	4052899488144	B-STYLE, B-STYLE TL
	OTi DALI 35/220-240/1A0 LT2 NFC	4052899488168	B-STYLE, B-STYLE TL
	OTi DALI 50/220-240/1A4 LT2F NFC	4052899488182	A-STYLE, A-STYLE TL
	OTi DALI 15/220-240/1A0 LT2	4052899324879	F-STYLE
	OTi DALI 25/220-240/700 LT2	4052899488144	B-STYLE, B-STYLE TL
	OTi DALI 35/220-240/1A0 LT2	4052899488168	B-STYLE, B-STYLE TL
	OTi DALI 50/220-240/1A4 LT2 FAN	4052899488182	A-STYLE, A-STYLE TL
Phase-cut (PC) – SELV	OTE 10/220-240/700 PC	4052899105300	E-STYLE
	OTE 13/220-240/350 PC	4052899105324	E-STYLE
	OTE 18/220-240/350 PC	4052899105348	E-STYLE
	OTE 18/220-240/500 PC	4052899105362	E-STYLE
	OTE 25/220-240/700 PC	4052899105386	E-STYLE
	OTE 35/220-240/700 PC	4008321825520	E-STYLE
OT FIT CS – SELV	OT FIT 20/220-240/500 CS	4052899435612	D-STYLE
	OT FIT 30/220-240/700 CS	4052899435636	D-STYLE
	OT FIT 40/220-240/1A0 CS	4052899435650	D-STYLE
OT FIT LT2 – SELV	OT FIT 15/220-240/500 LT2 S	4052899956995	D-STYLE
	OT FIT 25/220-240/700 LT2 S	4052899957008	D-STYLE
	OT FIT 40/220-240/1A0 LT2 S	4052899957015	D-STYLE
OT FIT LT2 LP – SELV	OT FIT 15/220-240/500 LT2 LP	4052899490673	B-STYLE LP TL
	OT FIT 25/220-240/700 LT2 LP	4052899490697	B-STYLE LP TL
	OT FIT 40/220-240/1A0 LT2 LP	4052899490734	B-STYLE LP TL

TUNER4TRONIC®

The Tuner4TRONIC® (T4T) software suite allows luminaire manufacturers to program OSRAM drivers via DALI and/or NFC in a simple, fast and cost-effective way, speeding up the production process. This software for Windows consists of three main modules: T4T Development (T4T-D), T4T Production (T4T-P) and T4T Machine (T4T-M).

With T4T Development, drivers can be configured by setting each individual parameter such as output current, dimming levels, constant lumen output, operating modes and much more. With the Configuration Lock, drivers can be protected with a multi-level password system against unauthorized modification while service personnel can be given access to modify selected features. When the configuration is finished, the settings are exported as an encrypted read-only production file and sent to the assembly line.



T4T Production features a multilingual user interface and allows operators to load the encrypted production files intuitively to start the automatic programming for fast mass production. Rest assured, no driver configuration changes can be done at this stage.

DALI magic, OT Programmer or FEIG NFC readers can be used as hardware programming interfaces to program the drivers. The FEIG NFC readers allow an even quicker, wireless and mains-free programming process. The OT Programmer is used for non-DALI OT drivers with universal input voltage 120-277 VAC.

T4T Machine completes our unique software suite and consists of a DLL and a command line tool to provide integration into existing automated programming and testing stations in the factory line.

In addition, OSRAM offers custom integration into ERP systems as an add-on service to optimize the production process.

Tuner4TRONIC® for Windows can be downloaded from:
www.ledvance.com/services-and-tools/tools/tuner4tronic/

OT PROGRAMMER

OSRAM also offers programmable UL-certified LED drivers. These drivers can be programmed with the OT Programmer Windows software together with the OT Programmer programming interface (Prog+).

To download the OT Programmer software, please visit:
www.ledvance.com/services-and-tools/tools/software-for-dali-and-3dim-ecgs

TUNER4TRONIC® FIELD APP

The new T4T Field app makes the installation and maintenance of street light luminaires as easy as it gets by allowing the wireless programming of OSRAM outdoor OT 1DIM and OT 4DIM NFC LED drivers without the need for mains voltage. After entering the service password of the LED driver provided by the luminaire manufacturer, the user-friendly interface shows how to scan the LED driver's NFC tag with the smartphone's integrated antenna or the optional NFC Scanner (Bluetooth to NFC adapter) and adjust the luminaire settings.

With the T4T Field app, the luminaire settings can be easily adapted according to the specific needs and within a predefined range set by the luminaire manufacturer. Typical examples are the adjustment of light output depending on the required road class or changing the dimming times or levels to optimize energy savings. With the Tuner4TRONIC® Field app there is also the easy possibility to disable dimming functionality as it is requested for special applications such as roundabouts or pedestrian crossings.

Replacing a flexible LED luminaire with a new luminaire of the same type was never as easy as now! Using the copy-and-paste functionality of the T4T Field app, the settings of the original luminaire can be easily transferred to the new one in a matter of seconds.

The T4T Field app only supports LED drivers that have been protected with a Master key by the luminaire manufacturer to ensure that only authorized parameters can be modified and thus avoid unauthorized modifications.

USB-Interfaces



DALI magic



OT Programmer

Wireless-NFC-Interfaces



PRH101



CPR30



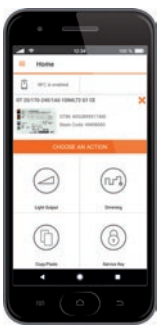

OSRAM

INSTALLATION AND OPERATING INSTRUCTIONS

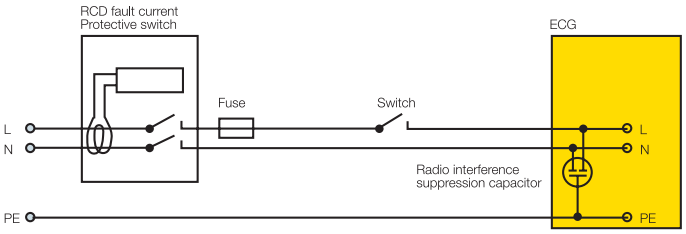

The following installation and operating instructions have been included to help you get the most out of your electronic control gears.

REQUIREMENTS

The requirements to be met by lighting systems with electronic control gears fall into the following categories:

1. Residual currents/residual current detector
2. Capacity for automatic cutouts/switch-on currents
3. ECGs in 3-phase operation (overvoltages/undervoltages/missing neutral conductor)
4. LED drivers in emergency lighting systems (voltage ranges and switch-on times)
5. Power factor/compensation
6. Permissible cable lengths
7. DALI ECGs with Touch DIM®/corridor function should not be operated on open DALI lines
8. Permissible switching cycles for LED drivers
9. Dimming operation
10. Luminaires with LED drivers
11. Ambient and control gear temperatures
12. LED drivers for outdoor luminaires
13. Wiring of LED drivers
14. Lifespan and reliability of LED drivers

For more detailed information, see the Technical Guides at www.osram.com/ds-certificates

1. RESIDUAL CURRENTS/RESIDUAL CURRENT DETECTOR

Problem

For LED drivers with protective earth (PE), both the high short-duration inrush current and the small leakage current from the interference suppression capacitors in the electronic control gears can trigger the residual current detector.

Solution

- Distribute luminaires across 3 phases and use 3-phase circuit breakers
- Use surge-current-resistant, short-delay circuit breakers
- If permissible, use 30 mA RCDs

2. CAPACITY FOR AUTOMATIC CUTOUTS

On switch-on at peak voltage, the storage capacitors of electronic control gears cause a high but very brief current pulse. OSRAM offers an inrush current limiter for some OPTOTRONIC® devices. The EBN-OS restricts the switch-on current, which means that a larger number of LED drivers can be connected to an automatic cutout.

When using the values given in the tables, please note the following:

- For LED driver operation, the load data relates to switching on at peak voltage
- If circuit breaker types have C characteristics, the number of permitted luminaires for LED driver operation can be increased by 70 % (as compared to B characteristics)
- Circuit breaker design:
  The specified loading is for single-pole circuit breakers. When multi-pole circuit breakers (2-pole, 3-pole) are used, the number of permitted luminaires is reduced by 20 %.
- Circuit impedance:
  The specified loading applies with reference to a line impedance of 800 mΩ (corresponding to a 15 m long cable with a diameter of 1.5 mm from the distribution board to the first luminaire and a further distance of 20 m to the middle of the circuit; at a line impedance of 400 mΩ, the permitted values are reduced by 10 %, and by 20 % with 200 mΩ)

MAX. PERMISSIBLE NUMBER OF LED DRIVERS ON TYPE B OR C AUTOMATIC CIRCUIT BREAKERS

Product family	I max [A_{pk}]	T_H [µs]	Max. permissible number of OTs on an automatic circuit breaker					
Type			B 6 A	C 6 A	B 10 A	C 10 A	B 13 A	C 13 A
OTi DALI Linear SELV								
OTi DALI 80/220-240/2A1 LT2 L	53	200			18	14	13	22
OTi DALI 80/220-240/1A6 LT2 L	53	200			12	14	13	22
OTi DALI 35/220-240/700 LT2 L G2					18	31	24	41
OTi DALI 50/220-240/1A4 LT2 L G2					12	21	16	27
OTi DALI Linear non-isolated								
OTi DALI 60/220-240/550 D LT2 L	53	200			8	14	13	22
OTi DALI 90/220-240/1A0 LT2 L	53	200			8	13	13	22
OTi DALI 35/220-240/400 D LT2 L			10	17	17	29	22	38
OTi DALI 35/220-240/400 D LT2 UF L			11	18	18	31	24	41
OTi DALI 75/220-240/400 D LT2 UF L			7	12	12	21	16	27
OT FIT Linear SELV G2								
OT FIT 35/220-240/700 CS L G2	<16	100	12	21	21	35	27	46
OT FIT 55/220-240/1A0 CS L G2	20	200	9	15	15	26	20	34
OT FIT 75/220-240/1A4 CS L G2	40	200	4	8	8	13	10	17
OT FIT Linear non-isolated								
OT FIT 30/220-240/125 D L	Not relevant	Not applicable			35	59	56	95
OT FIT 50/220-240/250 D L	Not relevant	Not applicable			35	59	56	95
OT FIT 50/220-240/350 D L	Not relevant	Not applicable			35	59	56	95
OT FIT 50/220-240/300 D L	Inrush current limiter		21	21	35	35	45	45
OT FIT 25/220-240/300 D LT2 L	<30	5	38	38	63	63	82	82
OT FIT 35/220-240/350 D LT2 L	30	145	4	7	7	7	9	16
OT FIT 75/220-240/550 D LT2 L	41	124	9	16	16	16	21	35
OT FIT 120/220-240/750 D LT2 L	70	146	4	8	8	8	10	17
OTi DALI Compact SELV NFC								
OTi DALI 15/220-240/1A0 LT2 G2	5	45	60	60	100	100	131	131
OTi DALI 25/220-40/700 LT2 G2	<20	100	30	30	50	50	65	65
OTi DALI 35/220-40/1A0 LT2 G2	<20	100	20	34	34	57	45	75
OTi DALI 50/220-40/1A4 LT2 FAN G2	30	200	7	12	12	21	16	27
OTi DALI 10/220-40/700 NFC			tbd	tbd	tbd	tbd	tbd	tbd
OTi DALI 15/220-40/1A0 LT2 NFC	5	45	60	60	100	100	131	131
OTi DALI 25/220-40/700 LT2 NFC	<20	100	30	50	50	84	65	109
OTi DALI 35/220-40/1A0 LT2 NFC	<20	100	20	34	34	57	45	75
OTi DALI 50/220-40/1A4 LT2F NFC	30	200	7	12	12	21	16	27
OT FIT Compact SELV								
OT FIT 15/220-240/500 LT2 LP	14	140	22	37	37	63	49	82
OT FIT 25/220-240/700 LT2 LP	15	210	9	16	16	27	21	35
OT FIT 40/220-240/1A0 LT2 LP	17	210	11	18	18	31	24	41
OT FIT 15/220-240/500 LT2 S	8		22	37	37	63	49	82
OT FIT 25/220-240/700 LT2 S	13		11	18	18	31	24	41
OT FIT 40/220-240/1A0 LT2 S	15		11	18	18	31	24	41
OT FIT 20/220-240/500 LT2 CS	<16	100	19	31	31	52	41	68
OT FIT 30/220-240/700 LT2 CS	<16	100	9	15	15	26	20	34
OT FIT 40/220-240/1A0 LT2 CS	<16	100	9	15	15	26	20	34
OT ECO PC Compact SELV								
OTe 10/220-240/700 PC	<5	100			55	93	85	145
OTe 13/220-240/350 PC	<5	100			55	93	85	145
OTe 18/220-240/350 PC	<5	100			55	93	85	145
OTe 18/220-240/500 PC	<5	100			55	93	85	145
OTe 25/220-240/700 PC	<7	100			40	68	65	110
OTe 35/220-240/700 PC	<10	250			30	51	50	85

If MCBs with a C characteristic are used, the number of permitted LED drivers can be increased by 70 %
Circuit impedance: The specified loading applies with reference to a line impedance of 800 mΩ (corresponding to a 15 m long cable with a diameter of 1.5 mm2 from the distribution board to the first luminaire and a further distance of 20 m to the middle of the circuit; at a line impedance of 400 mΩ, the permitted values are reduced by 10 %, and by 20 % with a line impedance of 200 mΩ)

Product family	Max. permissible number of OTs on an automatic circuit breaker					
Type	B 16 A	C 16 A	B 20 A	C 20 A	B 25 A	C 25 A
OTi DALI Linear SELV						
OTi DALI 80/220-240/2A1 LT2 L	24	17	16	27	20	34
OTi DALI 80/220-240/1A6 LT2 L	16	17	16	27	20	34
OTi DALI 35/220-240/700 LT2 L G2	30	50	37	63	46	78
OTi DALI 50/220-240/1A4 LT2 L G2	20	33	25	42	31	51
OTi DALI Linear non-isolated						
OTi DALI 60/220-240/550 D LT2 L	10	17	16	27	20	34
OTi DALI 90/220-240/1A0 LT2 L	10	17	16	27	20	34
OTi DALI 35/220-240/400 D LT2 L	28	47	35	58	43	73
OTi DALI 35/220-240/400 D LT2 UF L	30	50	37	63	46	78
OTi DALI 75/220-240/400 D LT2 UF L	20	33	25	42	31	51
OT FIT Linear SELV G2						
OT FIT 35/220-240/700 CS L G2	34	57	42	71	53	89
OT FIT 55/220-240/1A0 CS L G2	25	42	31	52	39	65
OT FIT 75/220-240/1A4 CS L G2	13	21	16	27	20	32
OT FIT Linear non-isolated						
OT FIT 30/220-240/125 D L	45	77	70	118	87	148
OT FIT 50/220-240/250 D L	45	77	70	118	87	148
OT FIT 50/220-240/350 D L	45	77	70	118	87	148
OT FIT 50/220-240/300 D L	56	56	70	70	87	87
OT FIT 25/220-240/300 D LT2 L	100	100	125	125	156	156
OT FIT 35/220-240/350 D LT2 L	30	20	15	25	46	31
OT FIT 75/220-240/550 D LT2 L	26	43	32	54	40	67
OT FIT 120/220-240/750 D LT2 L	13	21	16	27	20	32
OTi DALI Compact SELV NFC						
OTi DALI 15/220-240/1A0 LT2 G2	160	160	200	200	250	250
OTi DALI 25/220-40/700 LT2 G2	80	80	100	100	125	125
OTi DALI 35/220-40/1A0 LT2 G2	55	92	68	115	85	143
OTi DALI 50/220-40/1A4 LT2 FAN G2	20	33	25	42	31	51
OTi DALI 10/220-40/700 NFC	tbd	tbd	tbd	tbd	tbd	tbd
OTi DALI 15/220-40/1A0 LT2 NFC	160	160	200	200	250	250
OTi DALI 25/220-40/700 LT2 NFC	80	134	100	168	125	209
OTi DALI 35/220-40/1A0 LT2 NFC	55	92	68	115	85	143
OTi DALI 50/220-40/1A4 LT2F NFC	20	33	25	42	31	51
OT FIT Compact SELV						
OT FIT 15/220-240/500 LT2 LP	60	100	75	126	93	156
OT FIT 25/220-240/700 LT2 LP	26	43	32	54	46	78
OT FIT 40/220-240/1A0 LT2 LP	30	50	37	63	46	78
OT FIT 15/220-240/500 LT2 S	60	100	75	126	93	156
OT FIT 25/220-240/700 LT2 S	30	50	37	63	46	78
OT FIT 40/220-240/1A0 LT2 S	30	50	37	63	46	78
OT FIT 20/220-240/500 LT2 CS	50	84	62	105	78	131
OT FIT 30/220-240/700 LT2 CS	25	42	31	52	39	65
OT FIT 40/220-240/1A0 LT2 CS	25	42	31	52	39	65
OT ECO PC Compact SELV						
OTe 10/220-240/700 PC	69	117	106	181	132	226
OTe 13/220-240/350 PC	69	117	106	181	132	226
OTe 18/220-240/350 PC	69	117	106	181	132	226
OTe 18/220-240/500 PC	69	117	106	181	132	226
OTe 25/220-240/700 PC	52	89	81	137	101	171
OTe 35/220-240/700 PC	40	69	62	106	78	132

The circuit breaker's rated current may not be exceeded.
Installations of 1.5 mm² may be protected with a max. 16 A circuit breaker.

MAXIMUM PERMISSIBLE NUMBER OF OPTOTRONIC® LED DRIVERS ON AN AUTOMATIC CIRCUIT BREAKER

LED drivers	Ip [A]	T_H [µs] measured at 50 % Ipeak	Maximum no. of LED drivers on circuit breakers 10 A	16 A
OPTOTRONIC® constant voltage 12 V				
OT 15/12 P	20	170	32	51
OT 30/12 P	30	170	13	21
OT 60/12 P	35	170	11	17
OT 120/12 P	40	300	6	10
OTe 60/110-277/12 E	15 40	200 200	7 7	12 12
OTe 120/110-277/12 E	60 100	250 250	3 3	6 6
ELEMENT constant voltage				
Element 30/220-240/24	< 8	100	17	28
Element 60/220-240/24	< 23	1700	10	16
Element 90/220-240/24	< 43	1900	6	11

LED drivers	Ip [A]	T_H [µs] measured at 50 % Ipeak	Maximum no. of LED drivers on circuit breakers 10 A	16 A
OPTOTRONIC® constant voltage 24 V with DALI				
OTi DALI 50/220-240/24 1…4CH	43	160	9	15
OTi DALI 50/220-240/24 TW	43	160	9	15
OTi DALI 80/220-240/24 1…4CH	48	220	6	10
OTi DALI 80/220-240/24 TW	48	220	6	10
OTi DALI 160/220-240/24 1…2CH	69	280	tbd	tbd
OTi DALI 160/220-240/24 TW			tbd	tbd
OPTOTRONIC® constant voltage 24 V with 1…10 V				
OT 80/24 DIM P	35	360	7	10
OT 120/24 DIM P	60	250	6	10
OT 240/24 DIM P	70	250	5	8
OPTOTRONIC® constant voltage 24 V				
OT 6/200-240/24 CE	15	240	30	48
OT 20/120-240/24 S	45	150	7	11
OT 30/220-240/24 P	23	270	13	21
OT 50/220-240/24	45	80	12	19
OT 50/220-240/24 P	22	270	12	19
OT 75/220-240/24	41	200	7	12
OT 75/220-240/24 E	41	200	7	12
OT 80/220-240/24 P	35	360	7	10
OT 120/220-240/24 P	60	250	6	10
OT 240/220-240/24 P	70	250	5	8

[1] On request or in data sheet

MAX. PERMISSIBLE NUMBER OF OTS ON AN EBN-OS INRUSH CURRENT LIMITER

Product family	GTIN (EAN)	Max. permissible number of OTs on an automatic circuit breaker	Max. permissible number of OTs on an EBN-OS inrush current limiter
Type		B 16 A	B 16 A
OTi DALI Linear non-isolated			
OTi DALI 60/220-240/550 D LT2 L	4052899188662	13	40
OTi DALI 90/220-240/1A0 LT2 L	4008321867568	13	40
OTi Linear non-isolated			
OTi 60/220-240/550 D LT2 L	4052899188419	13	40
OTi 90/220-240/1A0 D LT2 L	4052899188556	13	40
OTi DALI Compact SELV			
OTi DALI 50/220-240/1A4 LT2 FAN	4052899919433	20	50



EBN-OS inrush current limiter

MAX. PERMISSIBLE NUMBER OF LED DRIVERS ON TYPE B OR C AUTOMATIC CIRCUIT BREAKERS

Product family	I max [A_{pk}]	T_H [µs]	Max. permissible number of OTs on an automatic circuit breaker						
Type			B10	C10	B16	B16 + EBN-OS	C16	B25	C25
OT 40/1A0 4DIMLT2 E	30	250	10	17	17	45	28	28	44
OT 60/1A0 4DIMLT2 E	55	230	7	12	12	30	20	20	32
OT 90/1A0 4DIMLT2 E	57	210	7	12	12	30	20	20	32
OT 165/1A0 4DIMLT2 E	62	330	4	8	8	15	14	14	21
OT 50/1A2 2DIMLT2 P	30	250	10	17	17	45	28	28	45
OT 50/800 2DIMLT2 P	30	250	10	17	17	45	28	28	45
OT 100/1A2 2DIMLT2 P	55	230	7	11	10	30	17	16	26
OT 110/800 2DIMLT2 P	55	230	7	11	10	30	17	16	26
OT 50/700 P 5	50	200	8	14	13	–	22	20	34
OT 100/700 P 5	100	200	4	7	7	–	12	12	19
OT 180/700 P 5	110	200	4	7	7	–	12	11	19
OT 240/700 P 5	65	200	6	10	9	–	15	15	23

Product family	I max [A_{pk}]	T_H [µs]	Max. permissible number of OTs on an automatic circuit breaker											
Type			B6	C6	B10	C10	B13	C13	B16	C16	B20	C20	B25	C25
1DIM														
OT 20/170-240/1A0 1DIMLT2 G1 CE	<25	150	13	22	22	37	29	49	36	60	45	75	56	93
OT 40/170-240/1A0 1DIMLT2 G1 CE	<26	180	10	17	17	29	22	38	28	47	35	58	43	73
OT 75/170-240/1A0 1DIMLT2 G1 CE	54	190	4	7	7	12	9	16	12	20	15	25	18	31
OT 110/170-240/1A0 1DIMLT2 G1 CE	65	160	4	6	6	11	9	15	11	18	13	23	17	28
4DIM														
OT 20/170-240/1A0 4DIMLT2 G2 CE	<25	150	13	22	22	37	29	49	36	60	45	75	56	93
OT 40/170-240/1A0 4DIMLT2 G2 CE	<25	180	10	17	17	29	22	38	28	47	35	58	43	73
OT 75/170-240/1A0 4DIMLT2 G2 CE	54	190	4	7	7	12	9	16	12	20	15	25	18	31
OT 110/170-240/1A0 4DIMLT2 G2 CE	65	160	4	6	6	11	9	15	11	18	13	23	17	28

Circuit impedance: The specified loading applies with reference to a line impedance of 800 mΩ (corresponding to a 15 m long cable with a diameter of 1.5 mm^2 from the distribution board to the first luminaire and a further distance of 20 m to the middle of the circuit; at a line impedance of 400 mΩ, the permitted values are reduced by 10 %, and by 20 % with a line impedance of 200 mΩ).

3. ECGS IN 3-PHASE OPERATION

Overvoltage/undervoltage/no neutral conductor

1. Check whether the line voltage is within the application range of the ECG (AC/DC range from 198 V to 254 V for example).
2. The mains connection should only be made to the luminaire terminal. For luminaires or luminaire groups in 3-phase circuits.
3. Make absolutely sure that the neutral conductor is correctly connected to all luminaires and that it is making proper contact.
4. Cables should only be connected or disconnected when no voltage is present.
5. For 3 x 230/240 V supply networks in triangular circuit arrangements, protection by way of common disconnection of the phase conductor is necessary.

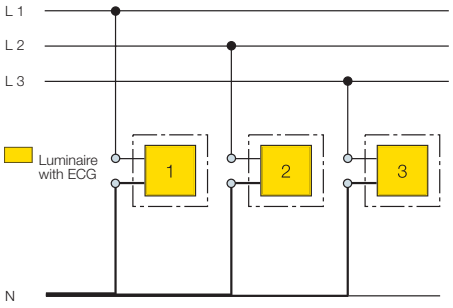

Important

- In new systems, the loads must not be connected when the insulation resistance is measured with 500 V DC, as, according to VDE 0100-600 Section 9, the test voltage is also applied between the neutral conductor (N) and all 3 external lines (L1, L2, L3). In existing systems, it is sufficient to conduct an insulation test between the external conductors (L1, L2, L3) and protective earth (PE) without disconnecting from the network. The neutral conductor (N) and protective earth (PE) must not be electrically connected in any way while this is being done. For this insulation measurement (500 V = to ⏚), the neutral conductor disconnection terminal may only be opened after the line voltage has been disconnected.
- Make sure that the N conductor is correctly connected before putting the equipment into operation.
- During operation of the lighting system, do not disconnect the N conductor under any circumstances.

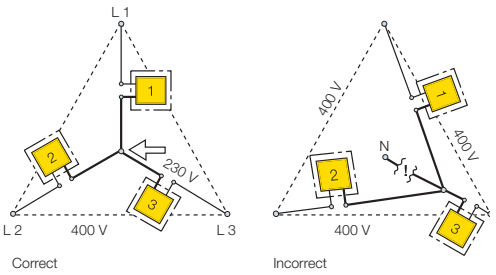

The diagram above shows the wiring for luminaires or luminaire groups in 3-phase circuits and with a common neutral conductor. If the common neutral conductor is interrupted in a 3-phase star configuration and voltage is present, then luminaires or groups of luminaires may be exposed to unacceptably high voltages and the electronic control gears may be destroyed.

4. LED DRIVERS IN EMERGENCY LIGHTING SYSTEMS WITH DC VOLTAGE

Permitted battery voltage	Upper limit	Lower limit
OTi DALI [2]	276 V [1]	176 V
OTi [2]	276 V [1]	176 V
OT FIT [2]	276 V [1]	176 V

Switch-on times	Maintained Supply is switched from AC to DC	Non-maintained Emergency luminaires are switched on from cold
OTi DALI	0.2 s	0.3 s [3]/0.6 s [4]
OTi	< 0.5 s	< 0.5 s
OT FIT	< 0.5 s	< 0.5 s

[1] DC voltage or pulsed DC voltage (> 198 V necessary for switch-on)
[2] OTi DALI and OTi drivers (not dimmable) can detect DC voltage and adjust to 15 % output current. Positive with regard to battery capacity.
If higher output currents than 15 % (factory setting) are necessary for OTi DALI, these can be configured using DALI magic/Wizard or DALI magic/Tuner4TRONIC®.
[3] Switch-on time (emergency lighting mode activated)
[4] Switch-on time (at 230 V/50 Hz/full load in accordance with DALI standard) emergency lighting mode not activated

Certificate of conformity can be found in our product catalog on our webpage: www.ledvance.com



LIGHT MANAGEMENT SYSTEMS

CONTENT

DALIeco	7.03
Easy-to-use light management with Bluetooth interface for smartphone control	7.04
LUXeye – the smart way of controlling light	7.05
PCU/MCU	7.06
DALI PROFESSIONAL	7.07
Wireless components	7.13
DALI ACU BT	7.15
HIGH BAY	7.16
VISION	7.17
DIM MULTI	7.18
LUXeye Sense DALI BT	7.19
LUXeye Sense 10A BT	7.20
Touch DIM WCU	7.21
Touch DIM RMC	7.22
Touch DIM RC	7.23
Touch DIM LS LI	7.24
Touch DIM LS/PD LI	7.25
DALIeco BT CONTROL	7.26
DALIeco Control	7.27
DALIeco Swarm Adapter	7.28
DALIeco LS/PD LI NP	7.29
DALIeco LS/PD LI	7.30
HF LS LI	7.31
User Remote	7.32
DALIeco Remote PC KIT	7.33
DALI MULTIeco	7.34
DIM MULTIeco	7.35
MULTIeco	7.36
LS/PD MULTI 3 CI	7.37
DALI PCU	7.38
DALI MCU	7.39
DALI MCU Tunable White	7.40
DIM MCU	7.41
DALI RC BASIC SO	7.42
DALI LS/PD BASIC	7.43
DALI PRO CONT-4 RTC	7.44
DALI LS/PD LI	7.45
DIM SA	7.46
DALI CON 1…10 LI	7.47
DALI Switch SO	7.48
Y-CONNECTOR	7.49
Y-CONNECTOR SCREW	7.50
4p4c connection cables	7.51
Mounting adapters	7.52
LS/PD CI KIT	7.53
ECO CI KIT	7.54
SENSOR KIT	7.55

LIGHT MANAGEMENT SYSTEMS

CONTENT

DALI PB Coupler	7.56
LS/PD MULTI 3 B	7.57
DALI LS/PD CI	7.58
DALI HIGHBAY ADAPTER	7.59
DALI PRO Sensor Coupler	7.60
DALI Sensor Coupler HF LS LI	7.61
DALI Sensor Coupler E	7.62
DALI CON 1…10 SO	7.63
DALI REP LI	7.64
DALI REP SO	7.65
LMS CI BOX	7.66
LS/PD AP KIT	7.67
OSRAM stand-alone sensors – Overview by detection area and technology	7.68
OSRAM DALI sensors – Overview by detection area and mounting type	7.70



OSRAM

DALIeco

An intelligent and powerful light management system for lighting groups in small, medium-sized and large rooms

2 DALI channels, 1-click setup, selectable lighting modes and remote controllable extra functions – DALIeco offers a wide range of operation possibilities for intelligent energy saving solutions.

Flexible
The modular system is setting standards in terms of flexibility in planning and installing a cost-efficient light management system. The system components offer the possibility of direct luminaire integration as well as independent installation. Floor-standing luminaires, for example, can be connected wirelessly via the DALIeco Swarm Adapter, if required.

Powerful
Up to 32 DALI ECGs, 10 sensors and any number of pushbuttons can be connected to a DALIeco controller.

Intelligent
1-click setup enables fully automatic system calibration in accordance with the lighting regulations for workplaces.

Simple
Integration of extension sensors and additional pushbuttons via the DALI lines is simple and installation-friendly.

Convenient
With an intuitive PC software with visualization possibility, individual function profiles can be created, transmitted to the remote control via USB and stored at the push of a button.

Applications
- Offices: single and group workplaces
- Classrooms and training rooms
- Corridors and foyers
- Toilets and washrooms
- Factories and warehouses

The latest software can be found here:
www.osram.com/ds-tools

System overview

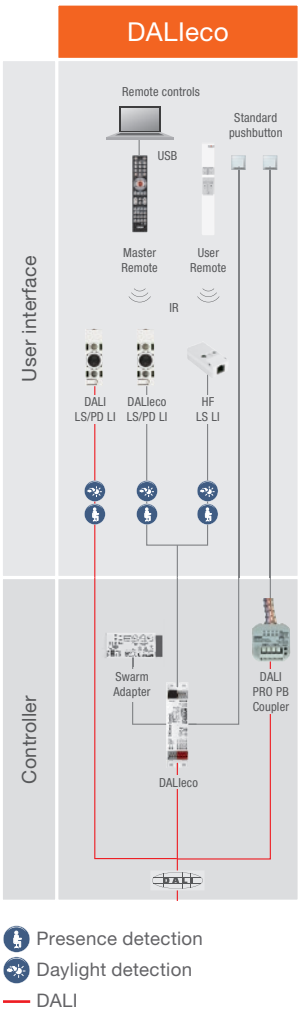

EASY-TO-USE LIGHT MANAGEMENT WITH BLUETOOTH® INTERFACE FOR SMARTPHONE CONTROL

DALI ACU BT AND DALIECO BT

One DALI channel for controlling standard or Tunable White LED drivers or any other DALI ECG, plug-and-play start-up and comfortable smartphone control with a free-of-charge app. Modern, state-of-the-art control for professional lighting has never been easier.

Flexible
Following the successful OSRAM toolbox approach, installation and planning of these two energy-efficient systems is extremely flexible. Components can be mounted directly into the luminaire, a false ceiling (DALIeco BT) or directly behind a classic pushbutton in a flush-mounted device box (DALI ACU BT).

Powerful
Up to 32 ECGs, four light and motion sensors and an unlimited number of pushbuttons can be connected.

Intelligent
Automatic detection of connected devices and self-calibrating differentiation of natural daylight and artificial light facilitates dynamic light control and energy saving with the use of light sensors.

Expandable and installation-friendly
All components are simply interconnected via DALI. Sensors and pushbutton couplers are directly powered via DALI and do not need additional mains supply.

Easy light management
Intuitive user control of light levels and color temperatures, storage of individual scenes and manual override of automatic light control at any time via smartphone in combination with classic ON/OFF or dimming control by standard pushbuttons.

System overview

DALI ACU BT control/DALIeco BT control

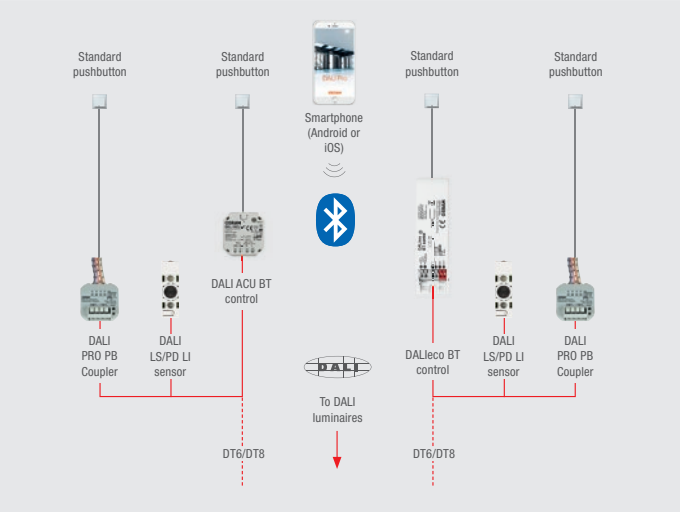

DALI

Applications
- Individual lighting and energy-saving light control at office workplaces
- Conference and meeting rooms
- Entrance areas
- Control of backlighting in signage or ambient lighting applications
- Presence-dependent lighting in corridors, staircases and sanitary rooms

OSRAM

LUXEYE® – THE SMART WAY OF CONTROLLING LIGHT

LUXeye® from OSRAM is an innovative, easy and robust light management system that makes your light smart. It has never been easier to connect light with a smartphone.

SIMPLICITY IS THE CORE OF THE SYSTEM

LUXeye® is designed to adjust itself automatically and start operating immediately after mains switch-on.

General basic functions, such as light level and delay time, can be easily adjusted with a screwdriver. This quick and easy way of light management saves time and requires no extra commissioning tools.

For full flexibility, all functions can be modified with the LUXeye® app for customization and analysis. A smart device can adapt every parameter of each individual controller. An integrated wizard supports you on site.

Bluetooth®

LUXeye® can be controlled either via smart device or traditionally with a standard wall switch. It is more than just an energy-saving tool, it is also highly flexible and convenient because you can control your light wirelessly from your desk.

LUXeye® products make your light smart and are:

- Easy to install
- Easy to use
- Easy to maintain

The LUXeye® apps are available at the App Store or the Google Play Store. The app for controlling is called OSRAM BT Control and the app for commissioning is called OSRAM BT Config. Both apps have been opimized for smartphones using the operating systems iOS (version 8 or higher) and Android (version 4.4 or higher).



OSRAM

PCU/MCU

SIMPLE MANUAL DIMMING SOLUTIONS

Installed in a flush-mounted box and connected to the AC power supply, a DALI PCU or DALI MCU can control up to 25 luminaires with the integrated DALI supply. Parallel connection enables the number of luminaires per group to be increased to 100 and up to four control points can be provided.

DALI PCUs or DALI MCUs connected to one another synchronize automatically; in other words, the control point can be changed at any time without the risk of side effects such as sudden changes in brightness. The DALI PCU allows controlling DALI control gears via standard pushbuttons, the digital rotary dimmer DALI MCU has tactile detents so brightness can be fine-tuned in individual steps as required.

In addition, the DALI MCU TW allows a manual control of the color temperature if connected to Tunable White luminaires equipped with LED drivers compliant with DALI device type 8 (DT8).

Thanks to its integrated switch, the analog DIM MCU rotary dimmer enables up to ten single-lamp 1…10 V ECGs or five 2-lamp 1…10 V ECGs to be controlled directly from one control point. If an external power relay is used, up to one hundred 1…10 V ECGs can be controlled.

The white cover can be removed from the DALI MCU, DALI MCU TW and from the DIM MCU and replaced with commercially available covers.

Applications

- Single luminaires
- Conference rooms
- Partitioned rooms
- Living rooms

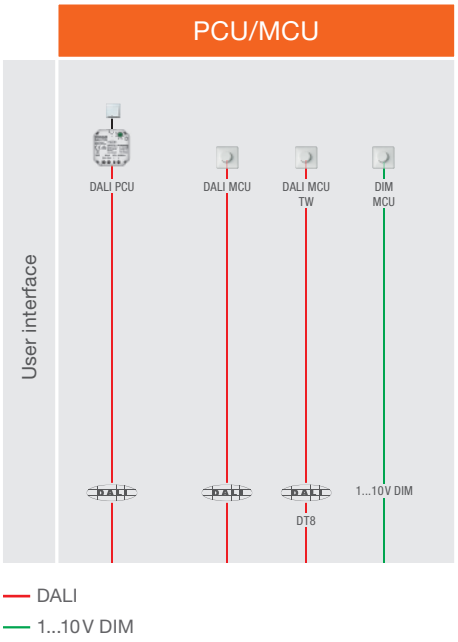

DALI PROFESSIONAL

A flexible light management system for large rooms and multiroom solutions

The DALI PROFESSIONAL system with its 4 DALI lines (256 DALI ECGs) is suitable for complex applications in room and floor control, daylight-dependent regulation, RGB control, TW control and dynamic lighting. With LAN interconnectivity, you can connect up to 4 controllers, so in total 1024 DALI ECGs can be controlled.

Configuration and setup are easy to achieve with a Windows-based PC software and a USB or LAN port. Plug-and-play settings are preconfigured for instant use without any setup.

The system is operated with standard pushbuttons, which are connected to a DALI PRO Pushbutton Coupler. Furthermore, the DALI PRO Sensor Coupler integrates all light and occupancy sensors from the LS/PD MULTI 3 family. In total, a maximum of 50 couplers can be attached. A smartphone app is available as an attractive and functional input device. Using the DALI HIGHBAY ADAPTER and HIGH BAY sensor, daylight-dependent light control and motion control is possible up to an installation height of 13 m.

Applications

- Offices
- Retail outlets
- Storage areas
- Production and assembly facilities

The latest software can be found here:
www.osram.com/ds-tools

System overview

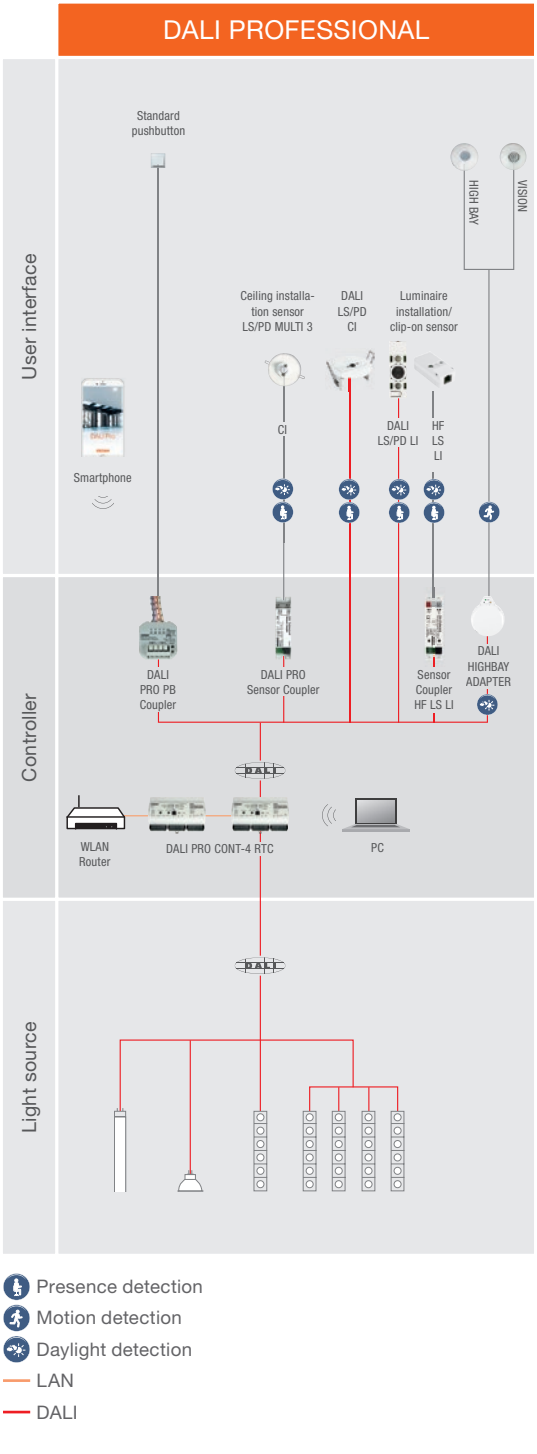

OSRAM

NEW: RGB SEQUENCER

- Freely configurable color sequences for dynamic light with adjustable stopping times and cross-fading times
- Up to 100 sequences are programmable
- Up to 50 color scenes per sequence
- Easy color selection via color wheel



NEW: TIME-OF-DAY-DEPENDENT COLOR TEMPERATURE ADJUSTMENT (HUMAN CENTRIC LIGHTING)

- Profiles with time-of-day-dependent light value and color temperature adjustment are freely configurable
- Integrated astro function with adjusted sunrise and sundown times for any time of the year
- Can be interrupted any time (starting triggers light and color temperature value according to the current time of day)
- Combinable with timer function and presence detector
- Up to 50 different scenes per profile
- Up to 100 profiles per project







NEW: APP FEATURES AT A GLANCE

- Comfortable switching and dimming of illumination with status display
- Clearly arranged through grouping of rooms
- Access restriction with individual clearance of each control element per user
- Activate/override daylight control
- Selection of static lighting scenes and dynamic sequences
- Control element for colored light (RGB)
- Control element for color temperature adjustment (TW)

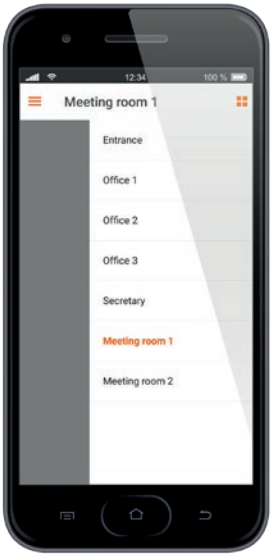

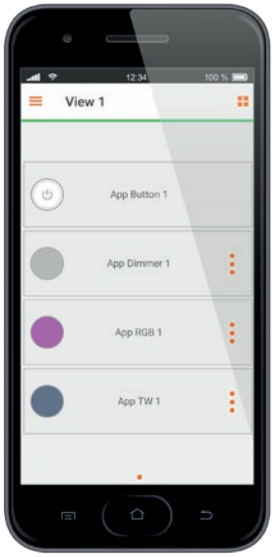

Download on the App Store

GET IT ON Google Play

DALI Pro Control







OSRAM

WHAT IS DALI AND HOW DOES IT WORK?

DALI – Digital Addressable Lighting Interface – is a (non-proprietary) interface standard for digital dimmable electronic drivers, offering greater functionality and greater ease of use. Per DALI line, up to 64 DALI drivers can be controlled with a high degree of flexibility via a two-wire control line individually or jointly and in up to 16 groups. The lighting is switched and dimmed via control line. In other words, there is no need for any relays.

DALI is the standard interface for professional lighting solutions. OSRAM offers a wide range of DALI drivers.

The DALI line is protected against polarity reversal and can be routed together with the power supply, for example, in a five-core sheathed cable. The control line simply has to be rated for line voltage (basic insulation). There is no need for a special cable.

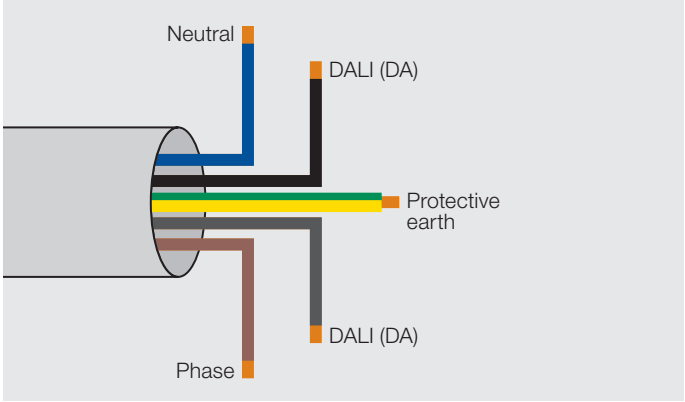

Requirements to be met by the DALI line

When choosing a cable, make sure that the voltage drop on the line does not exceed 2 V at 250 mA.

The maximum permitted distance between the controller and the connected DALI driver is 300 m.

The following table is used as a basis for finding the cable cross-section.

Cable length:	< 100 m	100–150 m	100–300 m
Min. cable cross-section:	0.5 mm²	0.75 mm²	1.5 mm²

DALI input devices (sensors/couplers)

OSRAM has a wide range of DALI input devices (sensors and couplers) for multiple application areas.
OSRAM DALI sensors are grouped by:

- Luminaire integration
- Ceiling mounting/integration

Simple planning

DALI is the main standard to dim luminaires. The same wiring can be used for OSRAM DALI sensors. OSRAM DALI sensors are compatible with all our DALI controllers which support light or motion detection. OSRAM DALI sensors can also be used with controllers of our partners.

DALI sensors are using different addresses to DALI drivers. Up to 64 addresses for input devices (sensors and couplers) per DALI line are possible.

Simple installation

All our sensors are protected against polarity reversal to minimize installation failures. The DALI cabling should be rated for line voltage (by DALI standard) so it can be routed together with line voltage (e.g. a five-core sheathed cable). There is no need for a special cable.

For an overview of the different OSRAM DALI sensors, see pages 7.68 ff.

DALI SENSORS FOR LUMINAIRE INTEGRATION

DALI LS/PD LI
Very compact DALI light and presence detector with integrated shutter

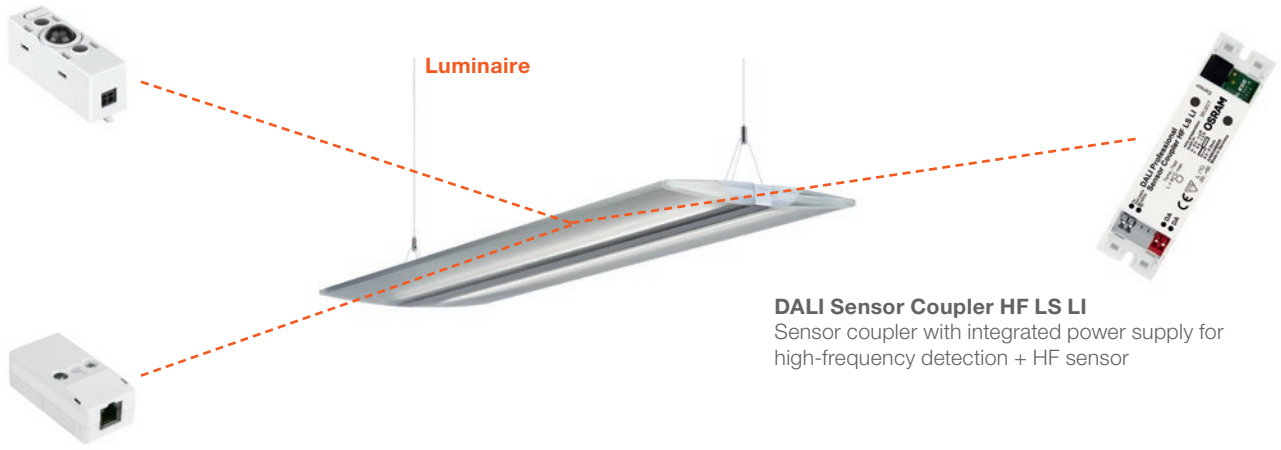

DALI Sensor Coupler HF LS LI
Sensor coupler with integrated power supply for high-frequency detection + HF sensor

HF LS LI
Light and presence detector with high-frequency detection technology, not susceptible to heat. Optimized for IP-rated luminaires.

DALI SENSORS FOR CEILING INTEGRATION

DALI LS/PD CI
DALI light and presence detector for ceiling integration

DALI Sensor Coupler +
LS/PD Multi 3 CI + ECO CI KIT
Minaturized light and presence detector for ceiling integration



OSRAM

DALI SENSORS FOR CEILING/ TRUNKING SYSTEM MOUNTING

DALI HIGHBAY ADAPTER + HIGH BAY sensor
DALI light and presence detector for high mounting heights of up to 13 m.





DALI HIGHBAY ADAPTER + VISION sensor
DALI light and presence detector for wide detection areas.





SENSOR COUPLERS TO INTEGRATE THIRD-PARTY SENSORS

DALI Sensor Coupler E + third-party sensor
Universal DALI interface for standard 230 V or 24 V motion detectors.



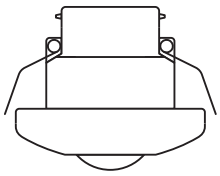

WIRELESS COMPONENTS

ZigBee is the most popular industrial wireless mesh networking standard for connecting sensors and control systems in the professional lighting market. ZigBee is an open, global, packet-based protocol designed to provide an easy-to-use architecture for secure, reliable, low-power wireless networks. ZigBee is a low-data-rate wireless networking standard that can eliminate the costly and time-consuming wiring in professional control applications. All types of control equipment can be placed anywhere and still communicate with the rest of the system.

It can also be moved, since the network doesn't care about the physical location of a sensor, wallswitch or actuator. The ZigBee standard enhances the IEEE 802.15.4 standard by providing a simple networking layer and standard application profiles that can be used to create interoperable multi-vendor consumer electronics solutions.

ZigBee is one of the most reliable global control/sensor network standards due to its scalability and flexibility. It has been designed to provide the following features:

- Low power consumption, simple to implement
- Batteries that last from many months to years
- Active (transmit/receive) or sleep statuses that simplify the communication between the nodes
- Mains-powered equipment with extremely low standby consumption

Low total cost (device, installation, maintenance)
Low cost to the user means low device cost, low installation cost and low maintenance effort. ZigBee devices allow batteries to last up to years using primary cells without any chargers, which means low cost and easy installation. ZigBee's simplicity allows inherent configuration and redundancy of network devices and provides low maintenance.

High density of nodes per network
ZigBee's use of the IEEE 802.15.4 PHY and MAC allows networks to handle any number of devices. This attribute is critical for massive sensor arrays and control networks.

Wireless communication
All wireless communication systems have the following components: Transmitter, receiver, antennas, connection path between the transmitter and the receiver.

In short, the transmitter feeds a signal of encoded data modulated into RF waves into the antenna. The antenna radiates the signal through the air where it is picked up by the antenna of the receiver. The receiver demodulates the RF waves back into the encoded data stream sent by the transmitter.

Wireless network topologies
This section discusses the network topologies supported by the IEEE 802.15.4 and ZigBee specifications. The topology of a network describes how the nodes are connected, either physically or logically. The physical topology is a geometrical shape resulting from the physical links from node to node, as shown in the figure below. The logical topology maps the flow of data between the nodes.

ZIGBEE NETWORK TOPOLOGY

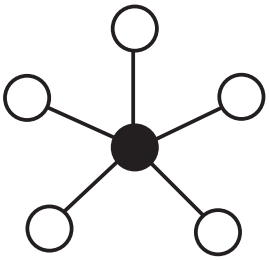

Star

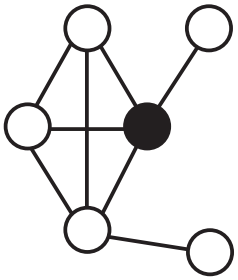

Mesh

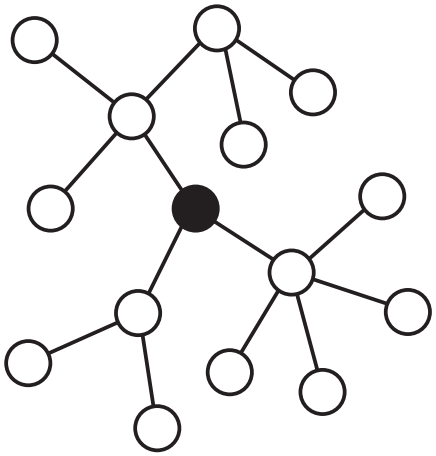

Cluster tree

IEEE 802.15.4 supports star and peer-to-peer topologies. The ZigBee specification supports star and two kinds of peer-to-peer topologies (mesh and cluster tree).

ZigBee-compliant devices are sometimes specified as supporting point-to-point and point-to-multipoint topologies.

All OSRAM wireless devices communicate together on a “mesh network.” This means that all wireless nodes are interconnected together with more than one communication pathway connected to each node. Wireless control modules (actuators) work to extend the mesh network allowing communication to the wireless managers through them, while devices such as wireless sensors and wall stations are end devices and do not allow communication through them.

DALI ACU BT

Control units for light management systems



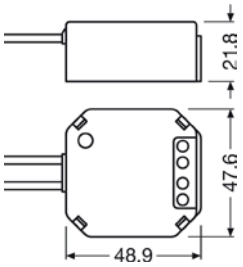

Product name	GTIN (EAN)	V	Hz	No. of OUTPUTS	IP	Ta	COLOR	l [mm]
DALI ACU BT	4052899544819	220…240	50/60	1	IP20	-20…+60	Light grey	49

Product name	b [mm]	h [mm]		⌀ d [mm]	m	
DALI ACU BT	48	22	60	not relevant	15	

PRODUCT FEATURES

- Light control with app connection via Bluetooth
- One DALI broadcast output channel
- Operation via standard pushbutton
- Combinable with OSRAM DALI presence- and motion detectors
- Length of the DALI control cable: up to 300 m
- Length of the pushbutton cable: up to 50m

PRODUCT BENEFITS

- Control of standard white or Tunable White light acc. DALI device type 8 (DT8)
- Intuitive manual dimming and switching
- Basic functionality without configuration thanks to applied pre-settings
- Integrated DALI supply
- Simple creation of scenes via App

AREAS OF APPLICATION

- Offices
- Conference rooms
- Training rooms
- Shop lighting

EQUIPMENT / ACCESSORIES

- Suitable for up to 32 electronic control gears
- Free App for iOS and Android available at the app store

OSRAM

HIGH BAY
Stand-alone motion sensors with switching contact



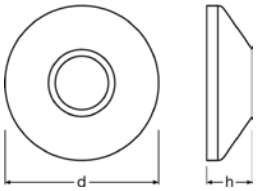

Product name	GTIN (EAN)	V	Hz	h m		IP	
HIGH BAY	4008321410078	120…277	50…60	13	18	IP20	On-top ceiling mounting

Product name	COLOR	h [mm]		⌀ d [mm]
HIGH BAY	White	40	20	116

PRODUCT FEATURES
- Motion sensor with switching contact
- 3 to 10 m: detection of motion by people
- 3 to 13 m: detection of vehicle movement (e.g. fork lift truck)
- Adjustable switch-off delay: 30 s to 20 min
- Maximum power consumption in stand-by mode: 0.25 W

PRODUCT BENEFITS
- Energy savings up to 35 % (compared to manual switching)

AREAS OF APPLICATION
- Great installation height
- Industry
- Production halls

EQUIPMENT / ACCESSORIES
- Suitable for up to 15 electronic control gears
- Installation by means of Mounting Adapter possible

VISION
Stand-alone motion sensors with switching contact



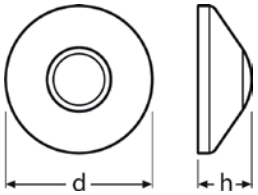

Product name	GTIN (EAN)	V	Hz	h m		IP	
VISION	4008321957047	120…277	50…60	4.5	21	IP20	On-top ceiling mounting

Product name	COLOR	h [mm]		⌀ d [mm]
VISION	White	40	20	116

PRODUCT FEATURES
- Motion sensor with switching contact
- Adjustable switch-off delay: 30 s to 20 min
- Maximum power consumption in stand-by mode: 0.25 W

PRODUCT BENEFITS
- Energy savings up to 35 % (compared to manual switching)

AREAS OF APPLICATION
- Large areas
- Open-plan offices, corridors and storage rooms

EQUIPMENT / ACCESSORIES
- Suitable for up to 15 electronic control gears
- Installation by means of Mounting Adapter possible

OSRAM

DIM MULTI

Stand-alone motion/daylight sensors with 1…10 V dimming interface



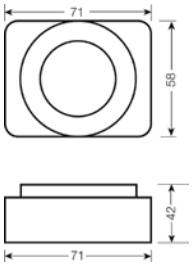

Product name	GTIN (EAN)	V	h m		IP	
DIM MULTI Light and motionsensor for 20 ECGs	4050300554471	220…240	5	12	IP20	Luminaire integration/On-top ceiling mounting/Clip on lamp

Product name	COLOR	l [mm]	b [mm]	h [mm]	
DIM MULTI Light and motionsensor for 20 ECGs	White	58	71	42	20

PRODUCT FEATURES

- 1…10 V light and presence sensor
- Combined daylight and presence detection
- All functions selectable via rotary switch
- Adjustable switch-off delay: 1…30 min

PRODUCT BENEFITS

- Energy savings up to 70 % (compared to CCG + T8 lamp, without sensors)
- Daylight-dependent control with automatic shutdown in adequate daylight
- Compensates for 100 % of the incoming daylight
- Multiple sensors can be networked

AREAS OF APPLICATION

- Individual offices
- Open-plan offices
- Common areas

EQUIPMENT / ACCESSORIES

- Suitable for up to 30 electronic control gears



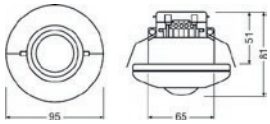

Product name	GTIN (EAN)	V	Hz	h m	IP		Lx	Ta
LUXeye Sense DALI BT	4052899957411	220…240	50…60	5	IP20	Ceiling integration	20…5000[1]	0…+55

Product name	COLOR	h [mm]	⌀ d [mm]
LUXeye Sense DALI BT	White	81	95

[1] Approximately, measured at the sensor

PRODUCT FEATURES

- One DALI broadcast output channel
- Daylight-dependent regulation and presence-dependent control of light
- Operation via standard pushbutton
- Outputs with electronical reversible short-circuit and overload protection
- Change of delay time with screwdriver direct at the sensor
- Change of lighting intensity with screwdriver direct at the sensor
- Halogen free polycarbonate plastic housing
- Controller with integrated light and presence sensor, DALI output channel
- Presence detection via passive IR element
- Light control with app connection via Bluetooth
- Light control via smart phone
- Adjustment of all settings via smartphone
- Individual activation and deactivation of light and presence sensor
- Function indicator with three color LED
- Various shutters included for different detection areas

PRODUCT BENEFITS

- Automatic start of light regulation after power-on (out of the box function)
- Basic functionality without configuration thanks to applied pre-settings
- Easy and fast customization of important parameter via screwdriver
- V(λ) corrected light sensor element
- Predefined and customizable configurations for all applications
- Password protection for user and configuration APP access
- Easy report generation of all commissioned sensors
- Easy report sharing via email
- DEMO Mode usable without device

AREAS OF APPLICATION

- Offices
- Conference rooms
- Training rooms
- Corridors
- Surface mounting via LUXeye SENSE CM KIT

EQUIPMENT / ACCESSORIES

- Suitable for up to 20 electronic control gears
- Free App for iOS and Android



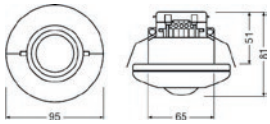

Product name	GTIN (EAN)	V	Hz	h m	IP		Lx	Ta
LUXeye Sense 10A BT	4052899957428	220…240	50…60	5	IP20	Ceiling integration	20…5000[1]	0…+55

Product name	COLOR	h [mm]	d [mm]
LUXeye Sense 10A BT	White	81	95

[1] Approximately, measured at the sensor

PRODUCT FEATURES

- 10 A output relay for ohmic, inductive and capacitive load
- Daylight-dependent switching and presence-dependent control of light
- Operation via standard pushbutton
- Outputs with electronical reversible short-circuit and overload protection
- Change of delay time with screwdriver direct at the sensor
- Change of switch off level with screwdriver direct at the sensor
- Halogen free polycarbonate plastic housing
- Controller with integrated light and presence sensor, relay, Bluetooth interface
- Presence detection via passive IR element
- Light control via smart phone
- Adjustment of all settings via smartphone
- Function indicator with three color LED
- Individual activation and deactivation of light and presence sensor
- Various shutters included for different detection areas

PRODUCT BENEFITS

- Automatic start of light regulation after power-on (out of the box function)
- Basic functionality without configuration thanks to applied pre-settings
- Easy and fast customization of important parameter via screwdriver
- V(λ) corrected light sensor element
- Predefined and customizable configurations for all applications
- Password protection for user and configuration APP access
- Easy report generation of all commissioned sensors
- Easy report sharing via email
- DEMO Mode usable without device

AREAS OF APPLICATION

- Offices
- Conference rooms
- Training rooms
- Corridors
- Surface mounting via LUXeye SENSE CM KIT

EQUIPMENT / ACCESSORIES

- Free App for iOS and Android
- Suitable for 10 A R/L/C load similar to 10 A fuse (B)

Touch DIM WCU

User interfaces for light management systems



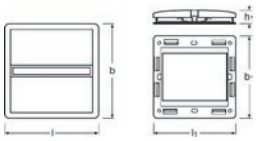

Product name	GTIN (EAN)	IP		COLOR	l [mm]	b [mm]	h [mm]	
TOUCH DIM WCU	4008321032737	IP20	Wall mounting	White	80	80	20	20

Product name	m
TOUCH DIM WCU	30[1]

[1] Maximum Valid inside

PRODUCT FEATURES

- Batteryless radio pushbutton for up to 2 lighting groups
- Frequency band: 868.3 MHz
- Output power: 10 mW

PRODUCT BENEFITS

- Dimming without control line by maintenance-free EnOcean radio technology
- Batteryless operation thanks to inductive power generation

AREAS OF APPLICATION

- Wireless control in industry and office areas

OSRAM

Touch DIM RMC
User interfaces for light management systems



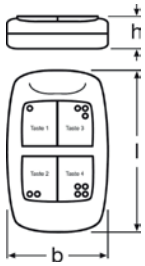

Product name	GTIN (EAN)	IP	COLOR	l [mm]	b [mm]	h [mm]		m
TOUCH DIM RMC	4008321183033	IP20	Black	82	49	20	10	30[1]

[1] Maximum Valid inside

PRODUCT FEATURES

- Batteryless radio remote control for up to 4 lighting groups
- Frequency band: 868.3 MHz
- Output power: 10 mW

PRODUCT BENEFITS

- Dimming without control line by maintenance-free EnOcean radio technology
- Batteryless operation thanks to inductive power generation

AREAS OF APPLICATION

- Wireless control in industry and office areas

OSRAM





Product name	GTIN (EAN)	V	Hz	IP		Ta	l [mm]
TOUCH DIM RC	4008321031938	220…240	50…60	IP20	Luminaire integration/Ceiling integration	0…+50	189

Product name	b [mm]	h [mm]	
TOUCH DIM RC	30	21	25

PRODUCT FEATURES

- Radio receiver for batteryless EnOcean radio pushbuttons for 2 lighting groups
- Maximum power input: 1.5 W
- Frequency band: 868.3 MHz
- 2 floating semiconductor relay outputs max. 45 mA/240 V
- Up to 30 transmitters can be trained

PRODUCT BENEFITS

- Dimming without control line by maintenance-free EnOcean radio technology

AREAS OF APPLICATION

- Wireless control in industry and office areas
- Ceiling or independent installation via LMS CI BOX possible

EQUIPMENT / ACCESSORIES

- Suitable for up to 15 QTi DALI ECGs, OTi DALI ECGs or HTi transformers per output

Touch DIM LS LI

Light sensors for light management systems



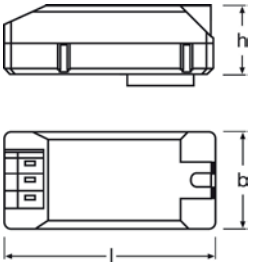

Product name	GTIN (EAN)	h m	IP		Lx	COLOR
TOUCH DIM LS LI	4008321023087	4	IP20	Luminaire integration	10…350[1]	Anthracite

Product name	l [mm]	b [mm]	h [mm]	
TOUCH DIM LS LI	63	29	21	25

[1] Approximately, measured at the sensor

PRODUCT FEATURES

- Touch DIM light sensor
- Maximum signal line length: 10 m
- Maximum power input: 0.5 W

PRODUCT BENEFITS

- A setpoint for daylight-dependent control can be stored by double clicking
- Operated via standard switches

AREAS OF APPLICATION

- Single luminaires in office areas

EQUIPMENT / ACCESSORIES

- Suitable for up to 4 QTi DALI ECG or 4 HTi DALI transformers or 4 OTi DALI LED drivers

Touch DIM LS/PD LI

Light and presence sensors for light management systems



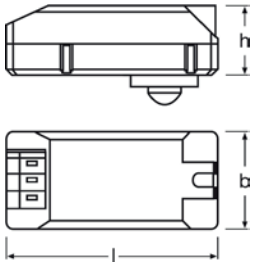

Product name	GTIN (EAN)	h m	No. of OUTPUTS	IP		Lx
TOUCH DIM LS/PD LI	4008321023025	4	1	IP20	Luminaire integration	10…350[1]

Product name	COLOR	l [mm]	b [mm]	h [mm]	
TOUCH DIM LS/PD LI	Anthracite	63	29	21	25

[1] Approximately, measured at the sensor

PRODUCT FEATURES

- Touch DIM light and presence sensor
- Can also be operated purely as a presence sensor
- Maximum signal line length: 10 m
- Maximum power input: 0.5 W
- Delay time: 15 min

PRODUCT BENEFITS

- A setpoint for daylight-dependent control can be stored by double clicking
- Operated via standard switches

AREAS OF APPLICATION

- Single luminaires in office areas

EQUIPMENT / ACCESSORIES

- Suitable for up to 4 QTi DALI ECG or 4 HTi DALI transformers or 4 OTi DALI LED drivers

OSRAM

DALIeco BT CONTROL
Control units for light management systems



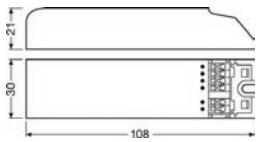

Product name	GTIN (EAN)	V	Hz	No. of OUTPUTS	IP		Ta
DALIECO BT CONTROL	4052899988781	230	50…60	1	IP20	Luminaire integration/Independent mounting	-20…+60

Product name	l [mm]	b [mm]	h [mm]	l1 [mm]		⌀d [mm]	m
DALIECO BT CONTROL	108	31	21	not relevant	25	not relevant	15

PRODUCT FEATURES

- Light control with app connection via Bluetooth
- One DALI broadcast output channel
- Daylight-dependent regulation and presence-dependent control of light
- Connection of up to 4 OSRAM DALI sensors
- Operation via standard pushbutton
- Outputs with electronical reversible overtemperature, short-circuit, overload protection
- Adjustment of all settings via smartphone

PRODUCT BENEFITS

- Intuitive manual dimming, switching and changing of colour temperature
- Simplified startup thanks to predefined operation modes
- Firmware update over-the-air via Bluetooth possible

AREAS OF APPLICATION

- Offices
- Meeting rooms
- Corridors

EQUIPMENT / ACCESSORIES

- Suitable for up to 32 electronic control gears
- Free App for iOS and Android available at the app store
- Ceiling or independent installation via ECO CI KIT possible

DALIeco Control
Control units for light management systems



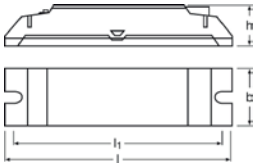

Product name	GTIN (EAN)	V	Hz	No. of OUTPUTS	IP		Ta
DALIECO CONTROL	4008321988645	230	50…60	2	IP20	Luminaire integration	-20…+50

Product name	l [mm]	b [mm]	h [mm]	
DALIECO CONTROL	118	30	21	25

PRODUCT FEATURES
- 2 channel light control with DALI interface
- Daylight-dependent regulation and presence-dependent control of light
- 100 hours burn-in function for fluorescent lamps
- Operation via standard pushbutton or IR remote control
- Outputs with adjustable offset
- Outputs with electronical reversible overtemperature, short-circuit, overload protection
- Connection of up to 4 DALIeco LS/PD LI or 6 DALI LS/PD LI sensors
- Connection of up to 4 light and presence sensors via 4p4c plug system
- Individual adjustment of functional parameters via IR remote control
- Halogen free polycarbonate plastic housing
- Sensor connection via polarity reversal protected 4p4c socket (RJ10)

PRODUCT BENEFITS
- VDE/VDE EMC certified system
- Simplified startup thanks to predefined operation modes
- Automatic and manual setting of regulation set point

AREAS OF APPLICATION
- Offices
- Classrooms
- Training rooms
- Corridors
- Ceiling or independent installation via ECO CI KIT possible

EQUIPMENT / ACCESSORIES
- Suitable for up to 32 electronic control gears

OSRAM

DALIeco Swarm Adapter

Radio adapter for DALIeco Control

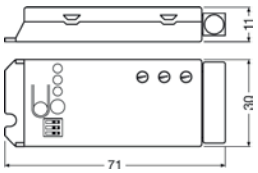

Product name	GTIN (EAN)	IP		Ta	l [mm]	b [mm]	h [mm]
DALIECO SWARM ADAPTER	4052899955646	IP20	Luminaire integration	0…+50	68	30	11

PRODUCT FEATURES

- 868 MHz radio radapter for wireless synchronization of DALIeco control units
- Bidirectional transmission of motion signals and central on/off commands
- Digital radio coding of up to seven zones and seven group addresses
- Transmitter range: up to 50 m
- VDE certified system
- Direct connection and supply via DALIeco control unit

PRODUCT BENEFITS

- Simple configuration via screwdriver

AREAS OF APPLICATION

- Offices
- Corridors

OSRAM



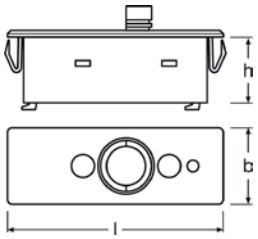

Product name	GTIN (EAN)	h m		IP	Lx	Ta	COLOR	l [mm]	b [mm]
DALIeco LS/PD LI NP	4052899914636	5	7	IP20	20…800	-20…+50	Grey	48	15

Product name	h [mm]	
DALIeco LS/PD LI NP	17	25

PRODUCT FEATURES

- Light and presence sensor
- Presence detection via passive IR element
- Function indicator with two-color LED
- Integrated infrared remote control receiver
- Halogen free polycarbonate plastic housing
- Connection via polarity reversal protected 4p4c socket (RJ10)

PRODUCT BENEFITS

- VDE/VDE EMC certified system
- V(λ) corrected light sensor element
- Individual activation/deactivation of light and presence sensor via remote control
- Presence detection angle adjustable between 40…90° via integrated shutters

AREAS OF APPLICATION

- Corridors
- Office luminaires
- Classrooms
- Ceiling installation via LS/PD CI KIT or LS/PD AP KIT possible

DALIeco LS/PD LI

Sensors for light management systems



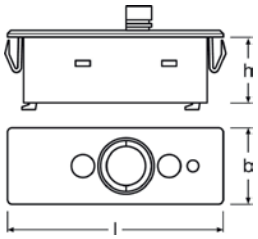

Product name	GTIN (EAN)	h m		IP	Lx	Ta	COLOR	l [mm]	b [mm]
DALIeco LS/PD LI	4008321988652	5	7	IP20	20…800[1]	-20…+50	Grey	48	15

Product name	h [mm]	
DALIeco LS/PD LI	17	25

[1] Approximately, measured at the sensor

PRODUCT FEATURES

- Light and presence sensor
- Presence detection via passive IR element
- Function indicator with two-color LED
- Integrated infrared remote control receiver
- Integrated pushbutton for automatic startup/deactivation of infrared receiver
- Halogen free polycarbonate plastic housing

PRODUCT BENEFITS

- VDE/VDE EMC certified system
- V(λ) corrected light sensor element
- Individual activation/deactivation of light and presence sensor via remote control
- Presence detection angle adjustable between 40…90° via integrated shutters

AREAS OF APPLICATION

- Office luminaires
- Ceiling installation via LS/PD CI KIT possible

OSRAM

HF LS LI

Control units for light management systems



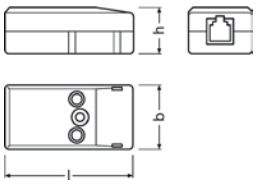

Product name	GTIN (EAN)	h m	IP	Lx	Ta	COLOR	l [mm]	b [mm]	h [mm]
HF LS LI	4052899921481	8	IP20	20…800[1]	-20…+50	White	56	28	21

Product name	
HF LS LI	25

[1] Approximately, measured at the sensor

PRODUCT FEATURES

- Light and presence sensor for luminaire installation or attachment
- Presence detection via active radar sensor element
- Function indicator with two-color LED
- Motion detection range adjustable
- Mounting height: 2…13 m
- Light sensor operating range: 20…800 lx (measured at sensor)
- Integrated infrared remote control receiver
- Connection via polarity reversal protected 4p4c socket (RJ10)

PRODUCT BENEFITS

- Individual activation/deactivation of light and presence sensor via remote control
- V(λ) corrected light sensor element

AREAS OF APPLICATION

- Installation in IP protected luminaires possible
- Corridor lighting control in logistic centers and factory halls
- Areas with high ceilings

EQUIPMENT / ACCESSORIES

- Suitable for DALIeco Control unit
- Suitable for DALI Sensor Coupler HF LS LI

User Remote

User interfaces for light management systems



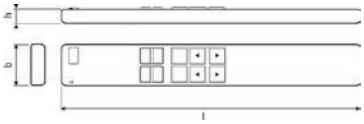

Product name	GTIN (EAN)	COLOR	l [mm]	b [mm]	h [mm]		m
User Remote	4008321826435	White	230	33	10	10	10

PRODUCT FEATURES

- Remote control for the DALIeco light control system
- Digital IR transmission
- Independent dimming and switching of two light groups
- Central switching of two light groups
- Store and recall of four light scenes
- Temporary deactivation of presence detection (holiday function)
- Supply via two included button cells type CR2032

PRODUCT BENEFITS

- Enables manual override via resume function
- Independent control of up to 15 systems thanks to adaptable IR-coding

AREAS OF APPLICATION

- Office luminaires
- Industry

DALIeco Remote PC KIT

User interfaces for light management systems



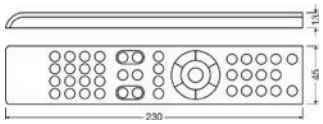

Product name	GTIN (EAN)	COLOR	l [mm]	b [mm]	h [mm]		m
DALIECO Remote PC KIT	4052899195967	Black	230	45	13	10	10

PRODUCT FEATURES

- Remote control for configuration and startup of DALIeco light control system
- Digital IR transmission
- LED indicator for operation and programming mode and signal transmission
- Interface for PC connection
- Supply via two included button cells type CR2032

PRODUCT BENEFITS

- Clearly structured and labeled control elements

AREAS OF APPLICATION

- Offices
- Industry

OSRAM



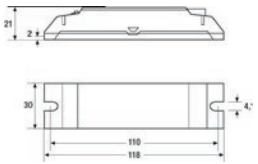

Product name	GTIN (EAN)	V	Hz	No. of OUTPUTS	IP		Ta
DALI MULTIECO	4008321371300	100…240	50…60	1	IP20	Luminaire integration/Ceiling integration	0…+50

Product name	l [mm]	b [mm]	h [mm]	l1 [mm]	
DALI MULTIECO	118	30	21	110	25

PRODUCT FEATURES

- 1 channel DALI control unit
- Suitable for daylight-dependent control with presence function
- Maximum power consumption in stand-by mode: 0.5 W
- Integrated load contact
- 14 operating modes via DIP switches for daylight- or presence-depended switching
- Up to 3 controllers can be synchronized for a central presence function
- Manual dimming and setpoint setting via standard switches

PRODUCT BENEFITS

- Complies with MINERGIE and EU Ecodesign requirements
- Energy savings up to 75 % (compared to CCG + T8 lamp without sensors)

AREAS OF APPLICATION

- Ceiling or independent installation via ECO CI KIT possible

EQUIPMENT / ACCESSORIES

- Suitable for up to 2 sensors (compatible with all MULTI 3 sensors)
- Suitable for up to 10 electronic control gears with DALI dimming interface



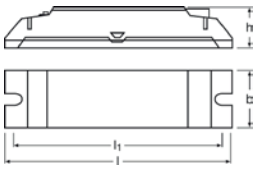

Product name	GTIN (EAN)	V	Hz	No. of OUTPUTS	IP		Ta
DIM MULTeco	4008321507273	100…240	50…60	1	IP20	Luminaire integration/Ceiling integration	0…+50

Product name	l [mm]	b [mm]	h [mm]	l1 [mm]	
DIM MULTeco	118	30	21	110	25

PRODUCT FEATURES

- 1 channel 1…10 V control unit
- Suitable for daylight-dependent control with presence function
- Maximum power consumption in stand-by mode: 0.5 W
- Integrated load contact
- 14 operating modes via DIP switches for daylight- or presence-depended switching
- Up to 3 controllers can be synchronized for a central presence function
- Manual dimming and setpoint setting via standard switches

PRODUCT BENEFITS

- Complies with MINERGIE and EU Ecodesign requirements
- Energy savings up to 75 % (compared to CCG + T8 lamp without sensors)

AREAS OF APPLICATION

- Ceiling or independent installation via ECO CI KIT possible

EQUIPMENT / ACCESSORIES

- Suitable for up to 2 sensors (compatible with all MULTI 3 sensors)
- Suitable for up to 10 electronic control gears with 1…10 V dimming interface



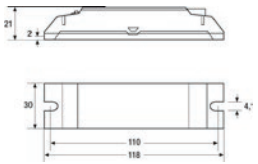

ZPIM1TE00152	GTIN (EAN)	V	Hz	No. of OUTPUTS	IP		Ta
	4008321405302	100…240	50…60	1	IP20	Luminaire integration/Ceiling integration	0…+50

ZPIM1TE00152	l [mm]	b [mm]	h [mm]	l1 [mm]	
	118	30	21	110	25

PRODUCT FEATURES

- 1 channel control unit with switching output
- Suitable for daylight-dependent control with presence function
- Maximum power consumption in stand-by mode: 0.5 W
- Integrated load contact
- 8 different operating modes via DIP switches for daylight- or presence-dependent switching
- Up to 3 controllers can be synchronized for a central presence function

PRODUCT BENEFITS

- Complies with MINERGIE and EU Ecodesign requirements
- Energy savings up to 45 % (compared to manual switching)

AREAS OF APPLICATION

- Ceiling or independent installation via ECO CI KIT possible

EQUIPMENT / ACCESSORIES

- Suitable for up to 2 sensors (compatible with all MULTI 3 sensors)
- Suitable for up to 20 electronic control gears
- External power relay required if contact load capacity exceeded



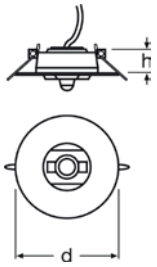

ZPIM1TE00152	GTIN (EAN)	h m		IP		Lx	Ta
	4008321916648	4	6	IP20	On-top ceiling mounting/Ceiling integration	20…600[1]	0…+50

ZPIM1TE00152	COLOR	h [mm]		d [mm]
	White	25	10	50

[1] Approximately, measured at the sensor

PRODUCT FEATURES

- Ceiling installation sensor with moveable sensor head
- Connection via four-pole screw terminal or modular 4c4p-connector

PRODUCT BENEFITS

- Particularly small construction

AREAS OF APPLICATION

- Offices
- Corridors
- Classrooms
- Training rooms
- Stairways
- Sanitary areas

EQUIPMENT / ACCESSORIES

- Surface mounting in connection with SENSOR KIT
- Suitable for MULTIeco, DIM MULTIeco, DALI MULTIeco control unit
- Suitable for DALI Professional Sensor Coupler

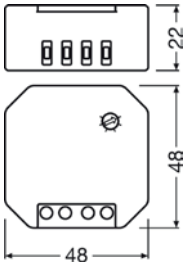

Product name	GTIN (EAN)	V	No. of OUTPUTS	IP		Ta	l [mm]
DALI PCU	4052899955622	230	1	IP20	Integrated in flush device box	0…+40	48

Product name	b [mm]	h [mm]	
DALI PCU	47	22	60

PRODUCT FEATURES

- Up to four DALI PCU can be connected in parallel to set up multiple control points
- Automatic synchronization between the control points
- Combinable with standard presence- and motion detectors with mains contact
- Behavior after power failure configurable
- Length of the DALI control cable: up to 300 m

PRODUCT BENEFITS

- Intuitive manual dimming and switching
- Integrated DALI supply
- Individual setting of minimal brightness level

AREAS OF APPLICATION

- Conference rooms
- Restaurants
- Shop lighting

EQUIPMENT / ACCESSORIES

- Suitable for up to 25 electronic control gears
- Flexible expansion via DALI repeaters or further DALI PCUs



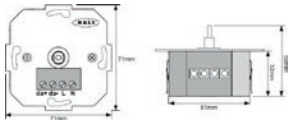

Product name	GTIN (EAN)	V	No. of OUTPUTS	IP		Ta	COLOR
DALI MCU	4008321189721	230	1	IP20	Integrated in flush device box	0…+50	White

Product name	l [mm]	b [mm]	h [mm]	h1 [mm]	
DALI MCU	80	80	50	70	15

PRODUCT FEATURES

- Up to 4 DALI MCUs can be connected in parallel to set up multiple control points
- Automatic synchronization between the control points
- Cover and rotary switch in neutral white
- Length of the DALI control cable: up to 300 m

PRODUCT BENEFITS

- Intuitive manual dimming and switching
- Individual setting of minimal brightness level

AREAS OF APPLICATION

- Conference rooms
- Restaurants
- Shop lighting

EQUIPMENT / ACCESSORIES

- Suitable for up to 25 electronic control gears
- Flexible expansion via DALI repeaters or further DALI MCUs
- Cover and rotary knob included



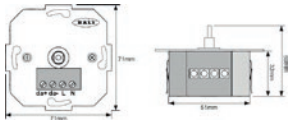

Product name	GTIN (EAN)	V	Hz	No. of OUTPUTS	IP		Ta
DALI MCU TW	4052899465916	230	50…60	1	IP20	Integrated in flush device box	0…+50

Product name	COLOR	l [mm]	b [mm]	h [mm]		⌀ d [mm]
DALI MCU TW	White	80	80	50	15	not relevant

PRODUCT FEATURES

- Up to 4 DALI MCUs can be connected in parallel to set up multiple control points
- Automatic synchronization between the control points
- Cover and rotary switch in neutral white
- Length of the DALI control cable: up to 300 m

PRODUCT BENEFITS

- Intuitive manual dimming, switching and changing of colour temperature
- Individual setting of minimal brightness level
- Individual setting of colour temperature range

AREAS OF APPLICATION

- Conference rooms
- Restaurants
- Shop lighting
- Private homes

EQUIPMENT / ACCESSORIES

- Suitable for up to 25 electronic control gears
- Cover and rotary knob included



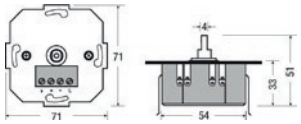

Product name	GTIN (EAN)	V	No. of OUTPUTS	IP		Ta
DIM MCU	4050300347424	230	1	IP20	Integrated in flush device box	0…+50

Product name	COLOR	l [mm]	b [mm]	h [mm]	l1 [mm]	
DIM MCU	Cream white	80	80	40	70	100

PRODUCT FEATURES

- Switching load contact: 250 V/6 A (10 1-lamp or 5 2-lamp ECGs)
- Cover and rotary knob in cream white

PRODUCT BENEFITS

- Intuitive manual dimming and switching
- Individual setting of minimal brightness level

AREAS OF APPLICATION

- Conference rooms
- Restaurants
- Shop lighting

EQUIPMENT / ACCESSORIES

- Suitable for up to 50 electronic control gears (external load contact required)
- Flexible expansion via external load contact and via signal amplifier DIM SA
- Cover and rotary knob included

OSRAM

DALI RC BASIC SO

Control units for light management systems



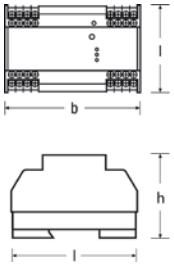

Product name	GTIN (EAN)	V	Hz	IP		Ta	l [mm]	b [mm]
DALI RC BASIC SO	4050300654973	230	50…60	IP20	DIN rail mounting	0…+45	90	140

Product name	h [mm]	
DALI RC BASIC SO	62	18

PRODUCT FEATURES

- DALI control unit
- Presence detection with user-definable delay (1…30 min)
- Integrated floating fault contact for lamp fault reporting
- Control of up to 4 lighting scenes (one of which under daylight-dependent control)
- Control of up to 4 freely assignable lighting scenes (3 under daylight-dependent control)
- 3 inputs for up to 6 light or presence sensors
- 5 inputs with make contacts for startup/operation
- Maximum power input: 9 W

PRODUCT BENEFITS

- All the luminaires in the system can be dimmed or switched
- Setup without software

AREAS OF APPLICATION

- Conference rooms
- Offices

EQUIPMENT / ACCESSORIES

- Suitable for up to 64 electronic DALI control gears
- Flexible expansion via DALI repeaters

OSRAM

DALI LS/PD BASIC
Sensors for light management systems



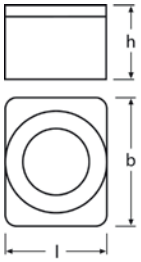

Product name	GTIN (EAN)	h m	IP		Lx	Ta
DALI LS/PD BASIC	4050300639949	6	IP20	Luminaire integration/On-top ceiling mounting	0…400[1]	0…+50

Product name	COLOR	l [mm]	b [mm]	h [mm]	
DALI LS/PD BASIC	White	59	71	42	50

[1] Approximately, measured at the sensor

PRODUCT FEATURES

- Light and presence sensor for luminaire installation and ceiling mounting
- Can also be used purely as a light sensor or purely as a presence sensor

PRODUCT BENEFITS

- Setup without software

AREAS OF APPLICATION

- Conference rooms
- Individual offices
- Suitable for separate mounting

EQUIPMENT / ACCESSORIES

- Direct mounting to fluorescent lamp in luminaire with supplied clip
- Suitable for DALI RC BASIC SO

OSRAM

DALI PRO CONT-4 RTC

Controllers for light management systems



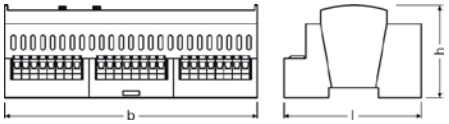

Product name	GTIN (EAN)	V	Hz	No. of OUTPUTS	IP		Ta	l [mm]
DALI PRO Cont-4 RTC	4008321710871	100…240	50/60	4	IP20	DIN rail mounting	0…+40	90

Product name	b [mm]	h [mm]	
DALI PRO Cont-4 RTC	160	62	10

PRODUCT FEATURES

- Interconnection of up to 4 DALI Professional control units
- Configuration via LAN/WLAN/USB
- RGB color sequences
- Time-of-day-dependent color temperature adjustment (human centric lighting)
- Controller for 4 DALI lines
- Up to 50 pushbutton/sensor couplers can be integrated
- Integrated DALI supply
- 4 freely programmable switchover relays; load contact: 4x 5 A
- Daylight-dependent and/or presence-dependent or manual control
- Up to 4 x 16 groups can be controlled
- Integrated clock for event control
- Weekly scheduler
- Connection via push-in terminals
- Control of lighting scenes and sequences (recall/store)
- Housing for series installation
- Length of the DALI control cable: up to 300 m

PRODUCT BENEFITS

- Easy and intuitive control via App
- Control up to 1024 DALI ECGs via LAN interconnectivity
- Plug and Play preconfigured for instant use without any startup procedure
- Mains voltage interruption buffer battery
- All the luminaires in the system can be dimmed or switched
- Simple creation of scenes and sequences
- Switching and dimming of up to 256 DALI ECGs per DALI Professional control unit
- A setpoint for daylight-dependent control can be stored by double clicking
- Sensor integration in DALI
- Remote access/remote maintenance

AREAS OF APPLICATION

- Room control, floor control, daylight-dependent control
- Connection of light and presence sensors in DALI systems
- Conference rooms
- Offices: Individual and group workplaces
- Production and assembly facilities
- Suitable for indoor applications
- Large luminaire groups
- Industry
- Corridors
- Strip lighting
- Logistic centers
- Classrooms
- Sports halls
- Training rooms

EQUIPMENT / ACCESSORIES

- Free smartphone App for iOS and Android
- Suitable for up to 256 electronic control gears with DALI interfaces
- Graphic configuration software with Windows user interface

REFERENCES / LINKS

Configuration software available at www.ledvance.com/software

OSRAM

DALI LS/PD LI
Control units for light management systems

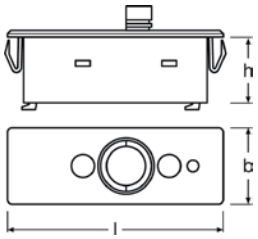

Product name	GTIN (EAN)	h m		IP		Lx	Ta
DALI LS/PDLI	4052899043954	5	6	IP20	Ceiling integration/Luminaire integration	20…800	-20…+50

Product name	COLOR	l [mm]	b [mm]	h [mm]	
DALI LS/PDLI	Grey	48	15	17	25

PRODUCT FEATURES

- Direct connection to DALI
- Light and presence sensor for luminaire installation
- Presence detection via passive IR element
- Light sensor working range: 20…800 lx (measured at sensor)
- Function indicator with two-color LED
- Flame-resistant, halogen free polycarbonate plastic housing
- Mounting height: 2…5 m

PRODUCT BENEFITS

- Small housing design
- Presence detection angle adjustable between 40…90° via integrated shutters
- Can be addressed via DALI
- Compact housing for luminaire installation
- Daylight-dependent control with automatic shutdown in aquate daylight
- Slim housing design and flexible mounting concept
- Power supply from DALI
- DALI based light management system integrable into building management systems
- Multiple sensors can be networked
- Sensor integration in DALI

AREAS OF APPLICATION

- Installation in industry and office luminaires
- Ceiling installation via LS/PD CI KIT or LS/PD AP KIT possible
- Classrooms
- Conference rooms
- Corridors
- Individual offices
- Suspended luminaires
- Suitable for indoor applications
- Open-plan offices

EQUIPMENT / ACCESSORIES

- Suitable for DALI Professional and DALIeco Control unit
- Attachable mounting frame for luminaire mounting from inside and outside

DIM SA
Signal repeaters for LMS





Product name	GTIN (EAN)	V	Hz	No. of OUTPUTS	IP		Ta
DIM SA	4008321097095	220…240	50…60	1	IP20	Luminaire integration	0…+50

Product name	l [mm]	b [mm]	h [mm]	l1 [mm]	
DIM SA	189	30	30	180	40

PRODUCT FEATURES

- Signal amplifier for 1…10 V controllers and sensors
- Load capacity of the signal output: max. 100 mA

PRODUCT BENEFITS

- Supports large luminaire groups and long control lines
- Cascadable

AREAS OF APPLICATION

- Device for luminaire installation

EQUIPMENT / ACCESSORIES

- Suitable for up to 100 electronic control gears
- Suitable for up to 33 signal amplifiers DIM SA

OSRAM

DALI CON 1…10 LI
Signal converters DALI to 1…10 V





Product name	GTIN (EAN)	V	Hz	No. of OUTPUTS	IP		Ta
DALI CON LI	4050300638973	220…240	50…60	1	IP20	Luminaire integration	0…+50

Product name	l [mm]	b [mm]	h [mm]	h1 [mm]	
DALI CON LI	190	30	27	180	40

PRODUCT FEATURES
- Load capacity of the signal output: max. 100 mA
- 0…10 V max. 5 mA active
- Switchable characteristic: linear/logarithmic
- Touch DIM control of 1…10 V ECGs

PRODUCT BENEFITS
- Can be used purely as a switching actuator

AREAS OF APPLICATION
- Device for luminaire installation

EQUIPMENT / ACCESSORIES
- Suitable for up to 100 electronic control gears
- Suitable for up to 33 signal amplifiers DIM SA

OSRAM

DALI Switch SO
Signal converters for LMS



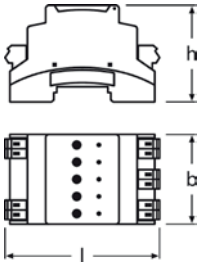

Product name	GTIN (EAN)	V	No. of OUTPUTS	IP		Ta	l [mm]	b [mm]
DALI SWITCH SO	4008321533364	24	3	IP20	DIN rail mounting	0…+45	96	54

Product name	h [mm]	
DALI SWITCH SO	62	8

PRODUCT FEATURES

- DALI-controlled switch output for non-dimmable lamps, QT, OT, PT, HT control gears
- 3 independent relay contacts
- Load capacity of switching contact: 6 A ohmic load
- Supply voltage: 24 V DC
- Floating contacts

PRODUCT BENEFITS

- Can be addressed via DALI

AREAS OF APPLICATION

- Industry
- Suitable for use in combination with all POWERTRONIC control gears
- Renovation of historic buildings

EQUIPMENT / ACCESSORIES

- Can be used with all DALI control units
- 24 V supply required (e. g. PS 30)

OSRAM

Y-CONNECTOR
Branching for light management systems



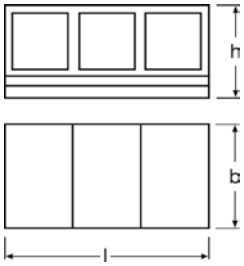

Product name	GTIN (EAN)	IP	l [mm]	b [mm]	h [mm]	
Y-CONNECTOR	4050300803135	IP20	34	18	16	25

PRODUCT FEATURES

- Passive distributor
- Connections: 3x modular 4p4c socket
- Type of installation: Adhesive pad mounting on smooth surfaces

PRODUCT BENEFITS

- For parallel connection of sensors to a MULTIeco, MULTI 3, DALIeco system
- Enables synchronization and connection of multiple EASY system components

AREAS OF APPLICATION

- Suitable for all OSRAM components with modular 4p4c connector system

EQUIPMENT / ACCESSORIES

- 2 connecting cables included, modular 4p4c connector on both ends, length 2.1 m

Y-CONNECTOR SCREW

Branching for light management systems



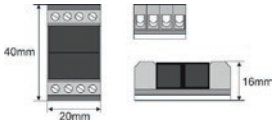

Product name	GTIN (EAN)	IP	l [mm]	b [mm]	h [mm]	
Y-CONNECTOR SCREW	4008321916686	IP20	40	20	16	25

PRODUCT FEATURES

- Passive distributor
- Connection via 2x four-pole screw terminal or modular 2 x 4p4c-connector
- Type of installation: Adhesive pad mounting on smooth surfaces

PRODUCT BENEFITS

- For parallel connection of sensors to a MULTIeco, MULTI 3, DALIeco system
- Enables synchronization and connection of multiple EASY system components

AREAS OF APPLICATION

- Suitable for all OSRAM components with modular 4p4c connector system

EQUIPMENT / ACCESSORIES

- 2 connecting cables included, modular 4p4c connector on both ends, length 2.1 m

OSRAM

Product name	GTIN (EAN)	[mm]	
4P4C CONNECTION CABLE 25CM	4008321660145	250	50
4P4C CONNECTION CABLE 50CM	4008321660152	500	50
4P4C CONNECTION CABLE 100CM	4008321660169	1000	50

PRODUCT FEATURES

- Cable for modular 4p4c connection
- Pack contains 50 pieces

AREAS OF APPLICATION

- Suitable for all OSRAM components with modular 4p4c connector system

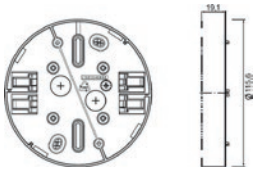

Product name	GTIN (EAN)		COLOR	h [mm]		⌀ d [mm]
Mounting Adapter	4008321480798	On-top ceiling mounting	White	19	20	116

PRODUCT FEATURES

- Two separate wiring areas for input and output side

AREAS OF APPLICATION

- Adapter for surface mounted sensor elements with 116 mm diameter

LS/PD CI KIT
Mounting kits



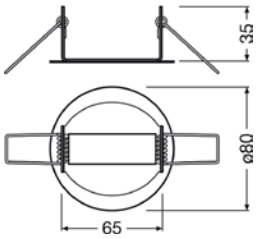

Product name	GTIN (EAN)		h [mm]		⌀ d [mm]
LS/PD CI KIT	4052899920293	Ceiling integration	36	10	80

PRODUCT FEATURES

- Ceiling installation adapter
- Adapter ring and spring holder made of metal

PRODUCT BENEFITS

- Simple ceiling recessed mounting

AREAS OF APPLICATION

- Offices
- Classrooms
- Conference rooms
- Corridors
- Stairways

EQUIPMENT / ACCESSORIES

- Suitable for DALIeco LS/PD LI, DALI LS/PD LI and LS/PD LI Analog sensors

OSRAM

ECO CI KIT

Mounting kits for independent installation of LMS control units

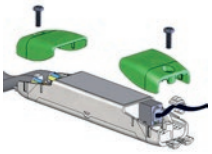

Product name	GTIN (EAN)		
ECO CI Kit	4008321392091	Ceiling integration	100

PRODUCT FEATURES

- Cable clamp kit for independent mounting

AREAS OF APPLICATION

- OSRAM controllers with dimensions 118 mm x 30 mm x 21 mm

SENSOR KIT

Mounting adapters for surface mounting of LMS sensors



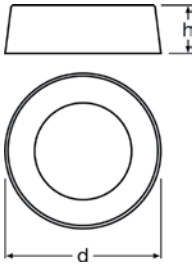

Product name	GTIN (EAN)		COLOR	h [mm]		d [mm]
SENSOR KIT	4008321916662	On-top ceiling mounting	White	25	10	80

PRODUCT FEATURES

- Material: plastic

AREAS OF APPLICATION

- Adapter for surface mounted sensor elements with 50 mm diameter

OSRAM



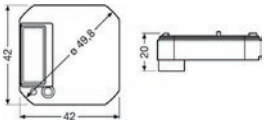

Product name	GTIN (EAN)	No. of OUTPUTS	IP		Ta	l [mm]	b [mm]
DALI PRO PB Coupler	4008321496461	1	IP20	Integrated in flush device box	0…+50	42	42

Product name	h [mm]	
DALI PRO PB Coupler	20	20

PRODUCT FEATURES

- DALI pushbutton coupler
- 4 floating inputs

PRODUCT BENEFITS

- Power supply from DALI
- Standard pushbuttons/switches can be used

AREAS OF APPLICATION

- Classrooms
- Conference rooms
- Suitable for installation in flush-type boxes
- Production and assembly facilities
- Individual offices

EQUIPMENT / ACCESSORIES

- Can be used with DALI Professional or DALIeco light control system

LS/PD MULTI 3 B
Sensors



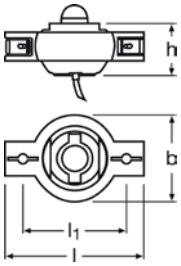

Product name	GTIN (EAN)	V	Hz	h m		IP	
LS/PD MULTI 3 B-w	4008321710918	0	0	4	6	IP20	Luminaire integration

Product name	Lx	Ta	COLOR	l [mm]	b [mm]	h [mm]	
LS/PD MULTI 3 B-w	20…600[1]	0…+50	White	48	30	25	25

[1] Approximately, measured at the sensor

PRODUCT FEATURES

- Light and presence sensor
- Connection via modular 4p4c connector
- Connection cable length: 2.1 m (permanently connected)
- Movable sensor head
- Color: White or anthracite

AREAS OF APPLICATION

- Office luminaires
- Strip lighting

EQUIPMENT / ACCESSORIES

- Suitable for MULTIeco, DIM MULTIeco, DALI MULTIeco control unit
- Suitable for DALI Professional Sensor Coupler

OSRAM

DALI LS/PD CI

Sensors for light management systems



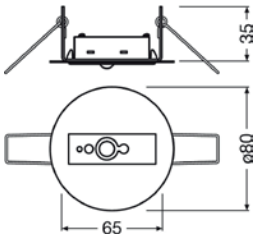

Product name	GTIN (EAN)	h m		IP		Lx	Ta	COLOR
DALI LS/PD CI	4052899930292	5	6	IP20	Ceiling integration	20…800	-20…+50	White

Product name	l [mm]	b [mm]	h [mm]	
DALI LS/PD CI	80	80	55	10

PRODUCT FEATURES

- Mounting height: 2…5 m
- Presence detection via passive IR element
- Light sensor operating range: 20…800 lx (measured at sensor)
- Daylight-dependent regulation and presence-dependent control of light
- Direct connection to DALI
- Function indicator with two-color LED
- Ceiling installation adapter

PRODUCT BENEFITS

- Can be addressed via DALI
- Daylight-dependent control with automatic shutdown in adequate daylight
- Multiple sensors can be networked
- Simple installation
- Sensor integration in DALI
- Power supply from DALI
- Presence detection angle adjustable between 40…90° via integrated shutters
- DALI based light management system integrable into building management systems

AREAS OF APPLICATION

- Classrooms
- Conference rooms
- Corridors
- Individual offices
- Open-plan offices
- Restaurants
- Shop lighting
- Suitable for indoor applications

EQUIPMENT / ACCESSORIES

- Suitable for many OSRAM DALI control systems

OSRAM

DALI HIGHBAY ADAPTER

Sensors for light management systems



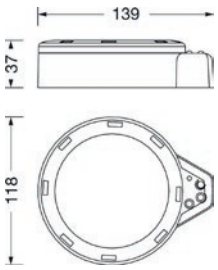

Product name	GTIN (EAN)	h m	IP		Lx	Ta	COLOR
DALI HIGHBAY ADAPTER	4008321774132	13	IP20	On-top ceiling mounting	20…800[1]	0…+50	White

Product name	l [mm]	b [mm]	h [mm]	
DALI HIGHBAY ADAPTER	139	118	37	20

[1] Approximately, measured at the sensor

PRODUCT FEATURES

- DALI adapter for HIGH BAY and VISION sensor
- Direct connection to DALI
- Connection via push-in terminals
- Light sensor operating range: 20…800 lx (measured at sensor)
- Integrated light sensor
- Suitable for through wiring
- Suitable for daylight-dependent control
- Light regulation for mounting heights of up to 13 m
- Power supply for coupler from DALI
- Integration into BMS systems

PRODUCT BENEFITS

- Sensor integration in DALI
- Embedding of HIGH BAY and VISION motion sensors into DALI
- Extended terminal section enables mains looping
- Daylight-dependent control with automatic shutdown in adequate daylight
- DALI based light management system integrable into building management systems
- Flexible addressing via DALI

AREAS OF APPLICATION

- Industry
- Production halls
- Sports halls
- Logistic centers
- Areas with high ceilings
- Connection of light and presence sensors in DALI systems
- Suitable for indoor installations
- Production and assembly facilities
- Open-plan offices, corridors and storage rooms
- Corridors
- Strip lighting in factory halls

EQUIPMENT / ACCESSORIES

- Blind cover included
- Suitable for many OSRAM DALI control systems

DALI PRO Sensor Coupler
Sensors



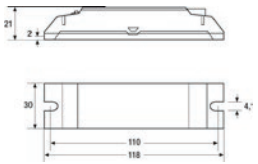

Product name	GTIN (EAN)	No. of OUTPUTS	IP		Ta	l [mm]	b [mm]
DALI PRO Sensor Coupler	4008321379269	1	IP20	Luminaire integration/Ceiling integration	0…+50	118	30

Product name	h [mm]	l1 [mm]	
DALI PRO Sensor Coupler	21	110	25

PRODUCT BENEFITS

- Power supply from DALI

AREAS OF APPLICATION

- Connection of light and presence sensors in DALI systems
- Ceiling or independent installation via ECO CI KIT possible

EQUIPMENT / ACCESSORIES

- Suitable for all light and presence sensors from the MULTI 3 range
- Can be used with DALI Professional or DALIeco light control system

OSRAM

DALI Sensor Coupler HF LS LI

Sensors for light management systems



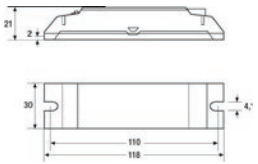

Product name	GTIN (EAN)	No. of OUTPUTS	IP		Ta	l [mm]	b [mm]
DALI Sensor Coupler HF LS LI	4052899141728	1	IP20	Luminaire integration/Ceiling integration	0…+50	118	30

Product name	h [mm]	l1 [mm]	
DALI Sensor Coupler HF LS LI	21	110	25

PRODUCT FEATURES

- Mounting height: 2…13 m
- Combined daylight and motion detection
- Suitable for daylight-dependent control
- Presence detection via active radar sensor element
- Light sensor operating range: 20…800 lx (measured at sensor)

PRODUCT BENEFITS

- Sensor integration in DALI
- Small housing design

AREAS OF APPLICATION

- Connection of light and presence sensors in DALI systems
- Ceiling or independent installation via ECO CI KIT possible
- Luminaire and ceiling integration
- Installation in industry and office luminaires
- Installation in IP protected luminaires possible
- Areas with high ceilings

EQUIPMENT / ACCESSORIES

- Separate installation possible with ECO CI KIT
- Suitable for many OSRAM DALI control systems

OSRAM

DALI Sensor Coupler E

DALI sensor coupler for external sensors



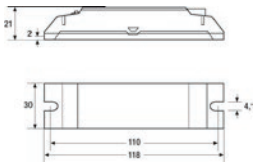

Product name	GTIN (EAN)	No. of OUTPUTS	IP		Ta	l [mm]	b [mm]
DALI Sensor Coupler E	4052899230491	1	IP20	Luminaire integration/Ceiling integration	-20…+50	118	30

Product name	h [mm]	l1 [mm]	
DALI Sensor Coupler E	21	110	25

PRODUCT FEATURES

- Suitable for daylight-dependent control

PRODUCT BENEFITS

- Small housing design

AREAS OF APPLICATION

- Connection of light and presence sensors in DALI systems
- Ceiling or independent installation via ECO CI KIT possible
- Suitable for external light and presence sensors
- Installation in industry and office luminaires
- Corridors
- Warehouses

EQUIPMENT / ACCESSORIES

- Separate installation possible with ECO CI KIT

OSRAM

DALI CON 1…10 SO

Signal converters DALI to 1…10 V



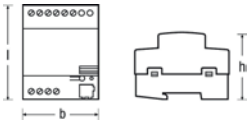

Product name	GTIN (EAN)	V	Hz	No. of OUTPUTS	IP		Ta	l [mm]
DALI CON SO	4050300639802	220…240	50…60	1	IP20	DIN rail mounting	0…+45	72

Product name	b [mm]	h [mm]	
DALI CON SO	64	90	16

PRODUCT FEATURES

- Load capacity of the signal output: max. 100 mA
- 0…10 V max. 5 mA active
- Switchable characteristic: linear/logarithmic
- Load capacity of switching contact: 5 A
- Touch DIM control of 1…10 V ECGs

PRODUCT BENEFITS

- Can be used purely as a switching actuator

EQUIPMENT / ACCESSORIES

- Suitable for up to 100 electronic control gears
- Suitable for up to 33 signal amplifiers DIM SA

OSRAM

DALI REP LI
Signal repeaters for LMS





Product name	GTIN (EAN)	V	Hz	No. of OUTPUTS	IP		Ta
DALI REP LI	4008321292599	230	50/60	1	IP20	Luminaire integration	0…+50

Product name	l [mm]	b [mm]	h [mm]	l1 [mm]	
DALI REP LI	189	30	21	180	25

PRODUCT FEATURES

- Expansion of DALI systems by 64 DALI control gears each time
- Extends the DALI line by 300 m
- Touch DIM control of 64 DALI control gears
- Maximum power input: 4 W

PRODUCT BENEFITS

- The DALI control gears connected to the repeater operate as a group
- Can be addressed via DALI
- Cascadable

AREAS OF APPLICATION

- Device for luminaire installation

EQUIPMENT / ACCESSORIES

- Independent installation in connection with LMS CI BOX

OSRAM

DALI REP SO
Signal repeaters for LMS



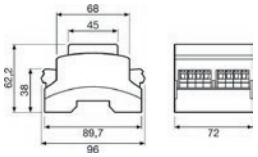

Product name	GTIN (EAN)	V	Hz	No. of OUTPUTS	IP		Ta	l [mm]
DALI REP SO	4008321301093	230	50/60	1	IP20	DIN rail mounting	0…+50	96

Product name	b [mm]	h [mm]	
DALI REP SO	72	62	16

PRODUCT FEATURES

- Expansion of DALI systems by 64 ECGs each time
- Extends the DALI line by 300 m
- Touch DIM control of 64 DALI ECGs
- Maximum power consumption in stand-by mode: 1 W

PRODUCT BENEFITS

- The ECGs connected to the repeater operate as a group
- Disconnection of ECG standby power via integrated load contact
- Can be addressed via DALI
- Cascadable

AREAS OF APPLICATION

- Large luminaire groups

OSRAM

LMS CI BOX

Mounting kits for independent installation of LMS control units



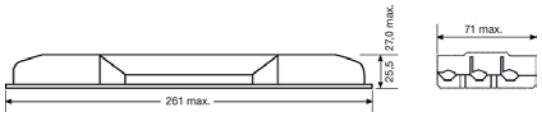

Product name	GTIN (EAN)		l [mm]	b [mm]	h [mm]	
LMS CI BOX	4008321083692	Ceiling integration	261	71	27	40

PRODUCT FEATURES

- Cable clamp housing for independent mounting

AREAS OF APPLICATION

- OSRAM controllers with dimensions 189 mm x 30 mm x 21 mm

LS/PD AP KIT
Mounting kits



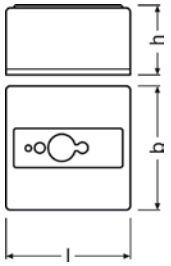

Product name	GTIN (EAN)		l [mm]	b [mm]	h [mm]	
LS/PD AP KIT	4052899173385	On-top ceiling mounting	65	65	34	10

PRODUCT FEATURES

- Ceiling installation adapter

AREAS OF APPLICATION

- Offices
- Classrooms
- Conference rooms
- Corridors
- Stairways

EQUIPMENT / ACCESSORIES

- Suitable for DALIeco LS/PD LI, DALI LS/PD LI and LS/PD LI Analog sensors

OSRAM STAND-ALONE SENSORS – OVERVIEW BY DETECTION AREA AND TECHNOLOGY

Sensor matrix (stand-alone/Touch DIM®)					Standard 360°					Standard 360°					Standard 360°			
Detection areas		Mounting type			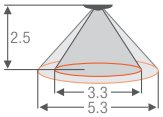					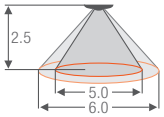					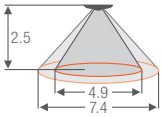			
Mounting height		Luminaire-integrated	Ceiling-integrated	Ceiling-mounted	2	2.5	3	4	5	2	2.5	3	4	5	2	2.5	3	4
Presence					2.5	3.3	4	5	–	4	5.0	6	7	–	3.9	4.9	5.9	–
Motion					4.5	5.3	6	7	7	4.8	6.0	6	8	10	5.9	7.4	8.9	11.84
Vehicles					–	–	–	–	–	–	–	–	–	–	–	–	–	–
Technology					PIR					PIR					PIR			
Light sensor					20–800 lx @ Sensor					20–800 lx @ Sensor					20–800 lx @ Sensor			
DALI Controller + sensor																		
LUXeye® Sense DALI BT + *Ceiling mounting adapter LUXeye® Sense CM KIT	4052899957411 4052899988729		●	●*														
DALI ACU BT CONTROL + DALI LS/PD LI	4052899544819 4052899043954	●																
DALIeco BT CONTROL + DALI LS/PD LI	4052899988781 4052899043954	●																
DALIeco Control + DALIeco LS/PD LI	4008321988645 4008321789310	●																
DALIeco Control + DALI Sensor Coupler HF LS LI	4008321988645 4052899141728	●																
Touch DIM®																		
Touch DIM® LS PD LI (only in combination with an OSRAM DALI driver in Touch DIM® mode)	4008321023025	●																
1…10 V sensors (ceiling-mounted)																		
DIM MULTI	4050300554471			●														
ON/OFF sensors																		
LUXeye® Sense 10A BT + *Ceiling mounting adapter LUXeye® Sense CM KIT	4052899957428 4052899988729		●	●*														
DUO sensor	4008321496355			●														
VISION sensor + Mounting adapter	4008321956965 4008321480798			●														
HIGH BAY sensor + Mounting adapter	4008321410078 4008321480798			●														

OSRAM STAND-ALONE SENSORS – OVERVIEW BY DETECTION AREA AND TECHNOLOGY

Sensor matrix (stand-alone/Touch DIM®)	Squared				Elipsoid corridor shape				Wide range 360°					Highbay 360°				
Detection areas	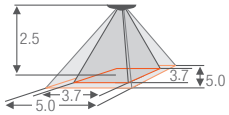				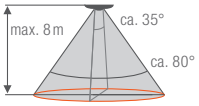				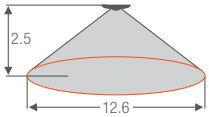					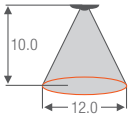				
Mounting height	2	2.5	3	4	4	6	8	10	2	2,5	3	4	4,5	4	6	8	10	13
Presence	3	3.7	4.4	–	–	–	–	–	–	–	–	–	–	–	–	–	–	–
Motion	4	5.0	6	6.5	6.7	10	13.4	–	12.6	15.7	19	21	21	10.0	12.0	12	12	–
Vehicles	–	–	–	–	6.7	10	13.4	16	–	–	–	–	–	10.0	12.0	12	12	18
Technology	PIR				HF				PIR					PIR				
Light sensor	20–800 lx @ Sensor				20–800 lx @ Sensor				20–800 lx @ Sensor					20–800 lx @ Sensor				
DALI Controller + sensor																		
LUXeye® Sense DALI BT + *Ceiling mounting adapter LUXeye® Sense CM KIT																		
DALI ACU BT CONTROL + DALI LS/PD LI																		
DALIeco BT CONTROL + DALI LS/PD LI																		
DALIeco Control + DALIeco LS/PD LI																		
DALIeco Control + DALI Sensor Coupler HF LS LI																		
Touch DIM®																		
Touch DIM® LS PD LI (only in combination with an OSRAM DALI driver in Touch DIM® mode)																		
1…10 V sensors (ceiling-mounted)																		
DIM MULTI																		
ON/OFF sensors																		
LUXeye® Sense 10A BT + *Ceiling mounting adapter LUXeye® Sense CM KIT																		
DUO sensor																		
VISION sensor + Mounting adapter																		
HIGH BAY sensor + Mounting adapter																		

OSRAM DALI SENSORS – OVERVIEW BY DETECTION AREA AND MOUNTING TYPE

Sensor matrix (DALI slaves)		Standard 360°					Squared				Elipsoid corridor shape			
Detection areas		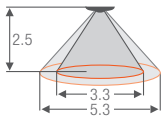					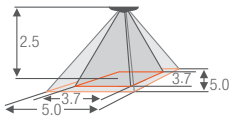				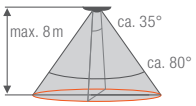			
Mounting height		2	2.5	3	4	5	2	2.5	3	4	4	6	8	10
Presence		2.5	3.3	4	5	–	3	3.7	4.4	–	–	–	–	–
Motion		4.5	5.3	6	7	7	4	5,0	6	6.5	6.7	10	13.4	–
Vehicles		–	–	–	–	–	–	–	–	–	6.7	10	13.4	16
Technology		PIR					PIR				HF			
Light sensor		20–800 lx @ Sensor					20–800 lx @ Sensor				20–800 lx @ Sensor			
Luminaire-integrated														
DALI LS/PD LI	4052899043954													
HF LS LI Sensor + DALI Sensor Coupler HF LS LI	4052899921481 4052899141728													
Ceiling-integrated														
DALI LS/PD CI	4052899930292													
Ceiling-mounted														
DALI LS/PD LI + LS/PD AP KIT	4052899043954 4052899173385													
VISION Sensor + DALI HIGHBAY ADAPTER	4008321957047 4008321774132													

Sensor matrix (DALI slaves)		Wide range 360°					Highbay 360°					3rd party
Detection areas		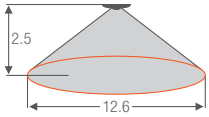					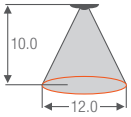					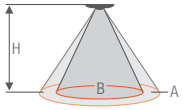
Mounting height		4	6	8	10	4.5	4	6	8	10	13	3rd-party sensor range
Presence		–	–	–	–	–	–	–	–	–	–	
Motion		6.7	10	13.4	–	21	10.0	12.0	12	12	–	
Vehicles		6.7	10	13.4	16	–	10.0	12.0	12	12	18	
Technology		PIR					PIR					
Light sensor		20–800 lx @ Sensor					20–800 lx @ Sensor					
Ceiling-mounted												
VISION Sensor + DALI HIGHBAY ADAPTER	4008321957047 4008321774132											
HIGH BAY Sensor + DALI HIGHBAY ADAPTER	4008321410078 4008321774132											
3rd-party sensor integration												
DALI Sensor Coupler E ECO CI KIT	4052899230491 4008321392091											

OSRAM


GLOBE
GLOBE
GLOBE
GLOBE

FLUORESCENT LAMPS

CONTENT

LUMILUX T5 HE	8.02
LUMILUX T5 HO	8.04
LUMILUX T5 HE ES	8.06
LUMILUX T5 HO ES	8.07
LUMILUX T5 HE XT	8.08
LUMILUX T5 HO XT	8.09
LUMILUX DE LUXE T5 HO	8.10
LUMILUX CHIP control T5	8.11
LUMILUX DE LUXE T5 Short	8.12
LUMILUX T5 Short	8.13
Basic T5 Short	8.14
Basic T5 Short EL	8.15
LUMILUX T5 Short EL	8.16
LUMILUX T5 FC	8.17
LUMILUX T8	8.18
LUMILUX T8 ES	8.20
LUMILUX XT T8	8.21
LUMILUX XXT T8	8.22
LUMILUX DE LUXE T8	8.23
COLOR proof T8	8.24
BIOLUX T8	8.25
FLUORA T8	8.26
Colored T8	8.27
OSRAM NATURA T8	8.28
LUMILUX T8 1 m	8.29
LUMILUX SPLIT control T8	8.30
LUMILUX CHIP control T8	8.31
U-shaped T8	8.32
LUMILUX T9 C	8.33
LUMILUX T2 FM	8.34
SA-Type T12	8.35
XL-Type T12	8.36
Starters for single operation at 230 V AC	8.37
Starters for series operation at 230 V AC	8.38
Starter	8.39
Dimensions for tubular fluorescent lamps with tolerances	8.48
Dimensions for circular and U-shaped fluorescent lamps with tolerances	8.49
Circuit diagrams for fluorescent lamps – bases	8.50
Spectral power distribution of fluorescent lamps (white light)	8.51
Spectral power distribution of fluorescent lamps (COLOR proof)	8.52
Spectral power distribution of fluorescent lamps (other colors)	8.52

LUMILUX T5 HE

Tubular fluorescent lamps 16 mm, high efficiency, with G5 base



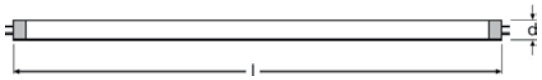

Product name	GTIN (EAN)	W	Ra	lm 25°C	lm 35°C		l [mm]		
HE 14 W/865	4050300464848	14	≥80	1100	1300	6500	549	A	40
HE 14 W/865	4050300591544	14	≥80	1100	1300	6500	549	A	20
HE 14 W/827	4050300645919	14	≥80	1200	1350	2700	549	A+	20
HE 14 W/827	4050300645933	14	≥80	1200	1350	2700	549	A+	40
HE 14 W/827	4008321916020	14	≥80	1200	1350	2700	549	A+	10
HE 14 W/830	4050300464824	14	≥80	1200	1350	3000	549	A+	40
HE 14 W/830	4050300591520	14	≥80	1200	1350	3000	549	A+	20
HE 14 W/835	4050300771991	14	≥80	1200	1350	3500	549	A+	20
HE 14 W/840	4050300464688	14	≥80	1200	1350	4000	549	A+	40
HE 14 W/840	4050300591384	14	≥80	1200	1350	4000	549	A+	20
HE 14 W/840	4008321916013	14	≥80	1200	1350	4000	549	A+	10
HE 21 W/865	4050300464626	21	≥80	1750	2000	6500	849	A+	40
HE 21 W/865	4050300591322	21	≥80	1750	2000	6500	849	A+	20
HE 21 W/827	4050300645957	21	≥80	1900	2100	2700	849	A+	20
HE 21 W/827	4050300645971	21	≥80	1900	2100	2700	849	A+	40
HE 21 W/827	4008321912138	21	≥80	1900	2100	2700	849	A+	10
HE 21 W/830	4050300591506	21	≥80	1900	2100	3000	849	A+	20
HE 21 W/830	4050300464800	21	≥80	1900	2100	3000	849	A+	40
HE 21 W/840	4050300591407	21	≥80	1900	2100	4000	849	A+	20
HE 21 W/840	4050300464701	21	≥80	1900	2100	4000	849	A+	40
HE 21 W/840	4008321912114	21	≥80	1900	2100	4000	849	A+	10
HE 28 W/865	4050300591346	28	≥80	2400	2750	6500	1149	A+	20
HE 28 W/865	4050300464640	28	≥80	2400	2750	6500	1149	A+	40
HE 28 W/827	4050300645995	28	≥80	2600	2900	2700	1149	A+	20
HE 28 W/827	4050300646015	28	≥80	2600	2900	2700	1149	A+	40
HE 28 W/827	4008321916044	28	≥80	2600	2900	2700	1149	A+	10
HE 28 W/830	4050300464787	28	≥80	2600	2900	3000	1149	A+	40
HE 28 W/830	4050300591483	28	≥80	2600	2900	3000	1149	A+	20
HE 28 W/840	4050300591421	28	≥80	2600	2900	4000	1149	A+	20
HE 28 W/840	4050300464725	28	≥80	2600	2900	4000	1149	A+	40
HE 28 W/840	4008321916037	28	≥80	2600	2900	4000	1149	A+	10
HE 35 W/865	4050300591360	35	≥80	3050	3500	6500	1449	A+	20
HE 35 W/865	4050300464664	35	≥80	3050	3500	6500	1449	A+	40
HE 35 W/827	4050300646039	35	≥80	3320	3650	2700	1449	A+	20
HE 35 W/827	4050300646053	35	≥80	3320	3650	2700	1449	A+	40
HE 35 W/830	4050300591469	35	≥80	3320	3650	3000	1449	A+	20
HE 35 W/830	4050300464763	35	≥80	3320	3650	3000	1449	A+	40
HE 35 W/835	4050300776415	35	≥80	3320	3650	3500	1449		20
HE 35 W/840	4050300591445	35	≥80	3320	3650	4000	1449	A+	20
HE 35 W/840	4050300464749	35	≥80	3320	3650	4000	1449	A+	40

LUMILUX T5 HE

Tubular fluorescent lamps 16 mm, high efficiency, with G5 base

PRODUCT FEATURES

- Luminous efficacy: up to 104 lm/W
- Very good lumen maintenance: 90 % throughout the service lifetime of the lamp
- Long average lifetime: up to 24,000 h (with QUICKTRONIC ECG)
- Good color rendering group: 1B (R_a: 80…89)
- Dimmable

PRODUCT BENEFITS

- Good economy and efficiency
- Up to 20 % more economical than LUMILUX T8
- Up to 50 % smaller volume than comparable T8 lamps

AREAS OF APPLICATION

- Public buildings
- Offices
- Shops
- Supermarkets and department stores
- Industry
- Outdoor applications only in suitable luminaires

SYSTEM GUARANTEE

OSRAM System+ Guarantee in combination with OSRAM ECGs

SAFETY ADVICE

In case of lamp breakage: www.ledvance.com/brokenlamp

REFERENCES / LINKS

For more information on the system guarantee and the terms and conditions of the guarantee visit www.ledvance.com/system-guarantee

LUMILUX T5 HO

Tubular fluorescent lamps 16 mm, high output, with G5 base



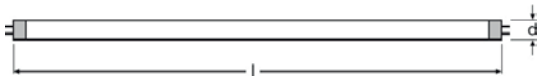

Product name	GTIN (EAN)	W	Ra	lm 25°C	lm 35°C		l [mm]		
HO 24 W/865	4050300591629	24	≥80	1600	1900	6500	549	A	20
HO 24 W/865	4050300453453	24	≥80	1600	1900	6500	549	A	40
HO 24 W/827	4008321330536	24	≥80	1750	2000	2700	549	A	10
HO 24 W/827	4050300646077	24	≥80	1750	2000	2700	549	A	20
HO 24 W/830	4050300453491	24	≥80	1750	2000	3000	549	A	40
HO 24 W/830	4050300591667	24	≥80	1750	2000	3000	549	A	20
HO 24 W/840	4050300591643	24	≥80	1750	2000	4000	549	A	20
HO 24 W/840	4050300453477	24	≥80	1750	2000	4000	549	A	40
HO 39 W/865	4050300453514	38	≥80	2850	3325	6500	849	A	40
HO 39 W/865	4050300591681	38	≥80	2850	3325	6500	849	A	20
HO 39 W/827	4008321330512	38	≥80	3100	3500	2700	849	A+	10
HO 39 W/827	4050300646138	38	≥80	3100	3500	2700	849	A+	40
HO 39 W/830	4050300453552	38	≥80	3100	3500	3000	849	A+	40
HO 39 W/830	4050300591728	38	≥80	3100	3500	3000	849	A+	20
HO 39 W/840	4050300453538	38	≥80	3100	3500	4000	849	A+	40
HO 39 W/840	4050300591704	38	≥80	3100	3500	4000	849	A+	20
HO 49 W/865	4008321110732	49	≥80	4100	4600	6500	1449	A+	40
HO 49 W/865	4050300796628	49	≥80	4100	4600	6500	1449	A+	20
HO 49 W/827	4050300796772	49	≥80	4310	4900	2700	1449	A+	20
HO 49 W/830	4050300657158	49	≥80	4310	4900	3000	1449	A+	40
HO 49 W/830	4050300796758	49	≥80	4310	4900	3000	1449	A+	20
HO 49 W/840	4050300657134	49	≥80	4310	4900	4000	1449	A+	40
HO 49 W/840	4050300796710	49	≥80	4310	4900	4000	1449	A+	20
HO 54 W/865	4050300591568	54	≥80	4100	4750	6500	1149	A	20
HO 54 W/865	4050300453378	54	≥80	4100	4750	6500	1149	A	40
HO 54 W/827	4050300646152	54	≥80	4450	5000	2700	1149	A+	20
HO 54 W/827	4008321331304	54	≥80	4450	5000	2700	1149	A+	10
HO 54 W/830	4050300453415	54	≥80	4450	5000	3000	1149	A+	40
HO 54 W/830	4050300591605	54	≥80	4450	5000	3000	1149	A+	20
HO 54 W/835	4050300776477	54	≥80	4450	5000	3500	1149		20
HO 54 W/840	4050300591582	54	≥80	4450	5000	4000	1149	A+	20
HO 54 W/840	4050300453392	54	≥80	4450	5000	4000	1149	A+	40
HO 80 W/865	4050300591803	80	≥80	5700	6650	6500	1449	A	20
HO 80 W/865	4050300515113	80	≥80	5700	6650	6500	1449	A	40
HO 80 W/827	4050300646213	80	≥80	6150	7000	2700	1449	A	40
HO 80 W/830	4050300591827	80	≥80	6150	7000	3000	1449	A	20
HO 80 W/830	4050300515137	80	≥80	6150	7000	3000	1449	A	40
HO 80 W/840	4050300591841	80	≥80	6150	7000	4000	1449	A	20
HO 80 W/840	4050300515151	80	≥80	6150	7000	4000	1449	A	40

LUMILUX T5 HO

Tubular fluorescent lamps 16 mm, high output, with G5 base

PRODUCT FEATURES

- Very good lumen maintenance: 90 % throughout the service lifetime of the lamp
- Long average lifetime: up to 24,000 h (with QUICKTRONIC ECG)
- Good color rendering group: 1B (R_a: 80…89)
- Dimmable

PRODUCT BENEFITS

- Excellent luminous flux
- Up to 20 % more economical than LUMILUX T8
- Up to 50 % smaller volume than comparable T8 lamps

AREAS OF APPLICATION

- Industry
- Public buildings
- Offices
- Tunnels, underpasses
- Car parks
- Outdoor applications only in suitable luminaires

SYSTEM GUARANTEE

OSRAM System+ Guarantee in combination with OSRAM ECGs

SAFETY ADVICE

In case of lamp breakage: www.ledvance.com/brokenlamp

REFERENCES / LINKS

For more information on the system guarantee and the terms and conditions of the guarantee visit www.ledvance.com/system-guarantee



LUMILUX T5 HE ES

Tubular fluorescent lamps 16 mm, high efficiency, energy saver, with G5 base



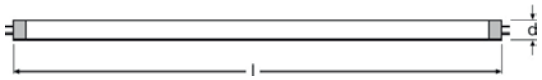

Product name	GTIN (EAN)	W	Ra	lm 25°C	lm 35°C		l [mm]		
HE ES 13 W/830	4008321733870	12.5	≥80	1150	1350	3000	549	A+	20
HE ES 13 W/840	4008321733894	12.5	≥80	1150	1350	4000	549	A+	20
HE ES 25 W/865	4008321957917	25.0	≥80	2260	2750	6500	1149	A+	20
HE ES 25 W/830	4008321516923	25.0	≥80	2450	2900	3000	1149	A+	40
HE ES 25 W/840	4008321957900	25.0	≥80	2450	2900	4000	1149	A+	20
HE ES 25 W/830	4008321957894	32.0	≥80	2450	2900	3000	1149	A+	20
HE ES 32 W/865	4008321957955	32.0	≥80	2870	3500	6500	1449	A+	20
HE ES 32 W/830	4008321957931	32.0	≥80	3100	3650	3000	1449	A+	20
HE ES 32 W/840	4008321957948	32.0	≥80	3100	3650	4000	1449	A+	20

PRODUCT FEATURES

- Luminous efficacy: up to 114 lm/W
- Very good lumen maintenance: 90 % throughout the service lifetime of the lamp
- Long average lifetime: up to 24,000 h (with QUICKTRONIC ECG)
- Good color rendering group: 1B (R_a: 80…89)
- Dimmable

PRODUCT BENEFITS

- Up to 10 % energy savings compared to standard T5 HE LUMILUX lamps
- Excellent economy and efficiency
- Pay-back time less than 1 year
- High luminous efficacy

AREAS OF APPLICATION

- Public buildings
- Offices
- Shops
- Supermarkets and department stores
- Industry
- Outdoor applications only in suitable luminaires

SYSTEM GUARANTEE

OSRAM System+ Guarantee in combination with OSRAM ECGs

SAFETY ADVICE

In case of lamp breakage: www.ledvance.com/brokenlamp

REFERENCES / LINKS

For more information on the system guarantee and the terms and conditions of the guarantee visit www.ledvance.com/system-guarantee

LUMILUX T5 HO ES

Tubular fluorescent lamps 16 mm, high output, energy saver, with G5 base



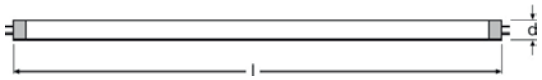

Product name	GTIN (EAN)	W	Ra	lm 25°C	lm 35°C		l [mm]		
HO ES 20 W/840	4008321734143	19.8	≥80	1650	2000	4000	549	A+	20
HO ES 20 W/865	4008321734167	19.8	≥80	1600	1900	6500	549	A+	20
HO ES 34 W/840	4008321734266	34.6	≥80	3250	3500	4000	849	A+	20
HO ES 34 W/865	4008321734280	34.6	≥80	3050	3325	6500	849	A+	20
HO ES 45 W/865	4008321515162	45.0	≥80	4100	4600	6500	1449	A+	20
HO ES 45 W/830	4008321515124	45.0	≥80	4310	4900	3000	1449	A+	20
HO ES 45 W/840	4008321515148	45.0	≥80	4310	4900	4000	1449	A+	20
HO ES 45 W/840	4008321958143	45.0	≥80	4310	4900	4000	1449	A+	40
HO ES 50 W/865	4008321515247	50.0	≥80	4100	4750	6500	1149	A+	20
HO ES 50 W/840	4008321515223	50.0	≥80	4450	5000	4000	1149	A+	20
HO ES 50 W/840	4008321958181	50.0	≥80	4450	5000	4000	1149	A+	40
HO ES 73 W/865	4008321515322	73.0	≥80	5700	6650	6500	1449	A	20
HO ES 73 W/830	4008321515285	73.0	≥80	6150	7000	3000	1449	A+	20
HO ES 73 W/840	4008321515308	73.0	≥80	6150	7000	4000	1449	A+	20
HO ES 73 W/840	4008321958228	73.0	≥80	6150	7000	4000	1449	A+	40

PRODUCT FEATURES

- Luminous efficacy: up to 96 lm/W
- Very good lumen maintenance: 90 % throughout the service lifetime of the lamp
- Long average lifetime: up to 24,000 h (with QUICKTRONIC ECG)
- Good color rendering group: 1B (R_a: 80…89)
- Dimmable

PRODUCT BENEFITS

- Up to 10 % energy savings compared to standard T5 HO LUMILUX lamps
- Good economy and efficiency
- Pay-back time less than 1 year
- High luminous flux

AREAS OF APPLICATION

- Industry
- Public buildings
- Offices
- Tunnels, underpasses
- Outdoor applications only in suitable luminaires

SYSTEM GUARANTEE

OSRAM System+ Guarantee in combination with OSRAM ECGs

SAFETY ADVICE

In case of lamp breakage: www.ledvance.com/brokenlamp

REFERENCES / LINKS

For more information on the system guarantee and the terms and conditions of the guarantee visit www.ledvance.com/system-guarantee

OSRAM

LUMILUX T5 HE XT

Tubular fluorescent lamps 16 mm, high efficiency, long life, with G5 base



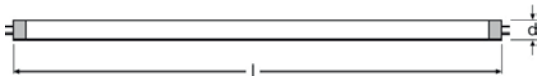

Product name	GTIN (EAN)	W	Ra	lm 25°C	lm 35°C		l [mm]		
HE XT 35 W/865	4052899028685	35	≥80	3050	3500	6500	1449	A+	20
HE XT 35 W/840	4052899028661	35	≥80	3320	3650	4000	1449	A+	20

PRODUCT FEATURES

- Luminous efficacy: up to 104 lm/W
- Extremely reliable: long life, low premature failure rate, 90 % luminous flux throughout their life
- Extremely long average lifetime: up to 45,000 h (with QUICKTRONIC ECG)
- Good color rendering group: 1B (R_a: 80…89)
- Dimmable

PRODUCT BENEFITS

- Much lower total cost of ownership, comprising investment, maintenance and relamping costs
- Lower maintenance costs thanks to longer replacement intervals
- Longer service life, so fewer lamps for waste disposal
- Compatible with and easily exchangeable with conventional T5 lamps
- High efficiency

AREAS OF APPLICATION

- Offices
- Public buildings
- Industry
- Shops
- Tunnels, underpasses
- Street lighting
- Outdoor applications only in suitable luminaires

SAFETY ADVICE

In case of lamp breakage: www.ledvance.com/brokenlamp

REFERENCES / LINKS

For more information on the system guarantee and the terms and conditions of the guarantee visit www.ledvance.com/system-guarantee

LUMILUX T5 HO XT

Tubular fluorescent lamps 16 mm, high output, long life, with G5 base



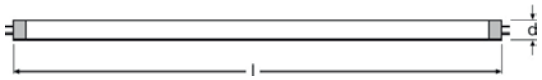

Product name	GTIN (EAN)	W	Ra	lm 25°C	lm 35°C		l [mm]		
HO XT 49 W/865	4008321958518	49	≥80	4100	4900	6500	1449	A+	20
HO XT 49 W/840	4008321958501	49	≥80	4300	4900	4000	1449	A+	20
HO XT 54 W/865	4008321958563	54	≥80	4100	5000	6500	1149	A	20
HO XT 54 W/840	4008321958556	54	≥80	4450	5000	4000	1149	A+	20
HO XT 80 W/865	4008321958600	80	≥80	5700	6650	6500	1449	A	20
HO XT 80 W/840	4008321958594	80	≥80	6150	7000	4000	1449	A	20

PRODUCT FEATURES

- Extremely reliable: long life, low premature failure rate, 90 % luminous flux throughout their life
- Extremely long average lifetime: up to 45,000 h (with QUICKTRONIC ECG)
- Good color rendering group: 1B (R_a: 80…89)
- Dimmable

PRODUCT BENEFITS

- Much lower total cost of ownership, comprising investment, maintenance and relamping costs
- Lower maintenance costs thanks to longer replacement intervals
- Longer service life, so fewer lamps for waste disposal
- Compatible with and easily exchangeable with conventional T5 lamps
- High luminous flux

AREAS OF APPLICATION

- Industry
- Tunnels, underpasses

SYSTEM GUARANTEE

OSRAM System+ Guarantee in combination with OSRAM ECGs

SAFETY ADVICE

In case of lamp breakage: www.ledvance.com/brokenlamp

REFERENCES / LINKS

For more information on the system guarantee and the terms and conditions of the guarantee visit www.ledvance.com/system-guarantee

LUMILUX DE LUXE T5 HO

Tubular fluorescent lamps 16 mm, high output, with G5 base



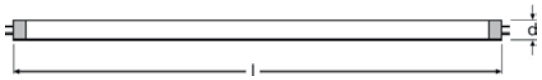

Product name	GTIN (EAN)	W	Ra	lm 25°C	lm 35°C		l [mm]		
HO 24 W/940	4008321233028	24	≥90	1400	1570	4000	549	A	10
HO 24 W/965	4008321233042	24	≥90	1400	1570	6500	549	A	10
HO 49 W/965	4008321233066	49	≥90	3450	3795	6500	1449	A	10
HO 49 W/940	4008321234025	49	≥90	3500	3850	4000	1449	A	10
HO 54 W/940	4008321233929	54	≥90	3800	4250	4000	1149	A	10
HO 54 W/965	4008321233943	54	≥90	3800	4250	6500	1149	A	10

PRODUCT FEATURES

- Very good color rendering group: 1A (R_a: ≥ 90)
- Very good lumen maintenance: 90 % throughout the service lifetime of the lamp
- Long average lifetime: up to 24,000 h (with QUICKTRONIC ECG)
- Dimmable

PRODUCT BENEFITS

- Excellent color rendering
- Natural colors
- Perfect color matching

AREAS OF APPLICATION

- Industry
- Shops
- Supermarkets and department stores
- Ideal where color rendering is an important factor

SYSTEM GUARANTEE

OSRAM System+ Guarantee in combination with OSRAM ECGs

SAFETY ADVICE

In case of lamp breakage: www.ledvance.com/brokenlamp

REFERENCES / LINKS

For more information on the system guarantee and the terms and conditions of the guarantee visit www.ledvance.com/system-guarantee

LUMILUX CHIP control T5

Tubular fluorescent lamps 16 mm, yellow, with G5 base



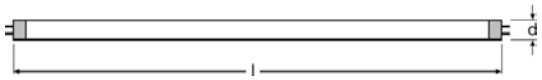

Product name	GTIN (EAN)	W	lm 25°C	lm 35°C		l [mm]		
HE CHIP CONTR 28 W/62	4008321233424	28	1830	2040	0	1149	A	10
HO CHIP CONTR 54 W/62	4008321233400	54	3140	3530	0	1149	B	10

PRODUCT FEATURES

- Excellent filter at 500 nm
- Long average lifetime: up to 24,000 h (with QUICKTRONIC ECG)
- Dimmable

PRODUCT BENEFITS

- Excellent UV filter
- The life of the sleeve is the same as the average lamp life

AREAS OF APPLICATION

- Microchip fabrication plants
- Where UV and blue components have to be reduced to the absolute minimum
- Industry
- Print shops

SYSTEM GUARANTEE

OSRAM System+ Guarantee in combination with OSRAM ECGs

EQUIPMENT / ACCESSORIES

- Suitable for operation on electronic and conventional control gears

SAFETY ADVICE

Lamps with plastic sleeves, ambient temperature range: -10…+80 °C
Lamps with plastic sleeves, maximum shelf life: 5 years at 0…30 °C
Lamps with plastic sleeves must be replaced after average lifetime (B50) has been reached
In case of lamp breakage: www.ledvance.com/brokenlamp
Under standard conditions acc. IEC (free burning, 25 - 40°C ambient temperature) a typical increase of the emitted radiation power in the wavelength range For example for a T5 HO lamp at 80°C ambient temperature an increase of the emitted radiation power in the wavelength range For applications in photo sensitive areas, routine maintenance is necessary. This must include verification of the amount of short wavelength light emitted, and, if required, lamp replacement.

REFERENCES / LINKS

For more information on the system guarantee and the terms and conditions of the guarantee visit www.ledvance.com/system-guarantee

LUMILUX DE LUXE T5 Short

Tubular fluorescent lamps 16 mm, short, with G5 base



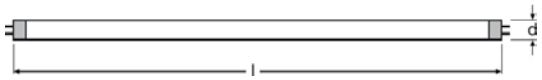

Product name	GTIN (EAN)	W	Ra	lm 25°C		l1 max. [mm]		
L 6 W/930	4050300015880	6	≥90	260	3000	212	B	25
L 8 W/930	4050300015897	8	≥90	380	3000	288	A	25
L 13 W/930	4050300015903	13	≥90	680	3000	517	B	25

PRODUCT FEATURES

- Average lifetime: up to 10,000 h (with QUICKTRONIC ECG)
- Very good color rendering group: 1A (R_a: ≥ 90)

PRODUCT BENEFITS

- Excellent color rendering
- Ideal for cost-effective creative illumination and decoration
- Very good luminous flux maintenance throughout the life of the lamp
- Slim and compact

AREAS OF APPLICATION

- Shops
- Supermarkets and department stores
- Public buildings
- Ideal where color rendering is an important factor

SYSTEM GUARANTEE

OSRAM System+ Guarantee in combination with OSRAM ECGs

SAFETY ADVICE

In case of lamp breakage: www.ledvance.com/brokenlamp

REFERENCES / LINKS

For more information on the system guarantee and the terms and conditions of the guarantee visit www.ledvance.com/system-guarantee

LUMILUX T5 Short

Tubular fluorescent lamps 16 mm, short, with G5 base



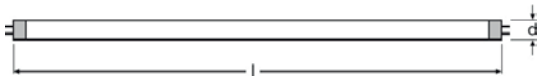

Product name	GTIN (EAN)	W	Ra	lm 25°C		l [mm]		
L 6 W/830	4008321959874	6	≥80	300	3000	212.1	A	25
L 8 W/827	4050300336961	8	≥80	430	2700	288.3	A	10
L 8 W/827	4050300008943	8	≥80	430	2700	288.3	A	25
L 8 W/830	4008321959881	8	≥80	430	3000	288.3	A	25
L 8 W/840	4008321067241	8	≥80	430	4000	288.3	A	10
L 8 W/840	4050300241623	8	≥80	430	4000	288.3	A	25
L 13 W/827	4050300008967	13	≥80	950	2700	516.9	A	25
L 13 W/827	4050300325750	13	≥80	950	2700	516.9	A	10
L 13 W/830	4008321959898	13	≥80	950	3000	516.9	A	25
L 13 W/840	4008321067210	13	≥80	950	4000	516.9	A	10
L 13 W/840	4050300241647	13	≥80	950	4000	516.9	A	25

PRODUCT FEATURES

- Good color rendering group: 1B (R_a: 80…89)
- Average lifetime: up to 10,000 h (with QUICKTRONIC ECG)

PRODUCT BENEFITS

- Ideal for cost-effective creative illumination and decoration
- Very good luminous flux maintenance throughout the life of the lamp
- Slim and compact

AREAS OF APPLICATION

- Shops
- Supermarkets and department stores
- Public buildings

SYSTEM GUARANTEE

OSRAM System+ Guarantee in combination with OSRAM ECGs

SAFETY ADVICE

In case of lamp breakage: www.ledvance.com/brokenlamp

Basic T5 Short

Tubular fluorescent lamps 16 mm, short, with G5 base



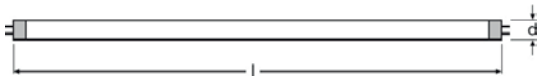

Product name	GTIN (EAN)	W	Ra	lm 25°C		l [mm]		
L 4 W/640	4008321025036	4	≥60	140	4000	136.0	B	10
L 4 W/640	4050300008875	4	≥60	140	4000	136.0	B	25
L 6 W/640	4008321025050	6	≥60	270	4000	212.0	A	10
L 6 W/640	4050300008899	6	≥60	270	4000	212.0	A	25
L 8 W/765	4050300035475	8	≥70	330	6500	288.3	A	25
L 8 W/640	4008321025081	8	≥60	385	4000	288.0	A	10
L 8 W/640	4050300008912	8	≥60	385	4000	288.0	A	25
L 8 W/535	4050300241807	8	≥50	480	3500	288.0	A	25
L 13 W/765	4050300035536	13	≥70	720	6500	516.9	A	25
L 13 W/640	4008321025524	13	≥60	830	4000	517.0	A	10
L 13 W/640	4050300008974	13	≥60	830	4000	517.0	A	25

PRODUCT FEATURES

- Average lifetime: up to 10,000 h (with QUICKTRONIC ECG)

PRODUCT BENEFITS

- Ideal for cost-effective creative illumination and decoration
- Very good luminous flux maintenance throughout the life of the lamp
- Slim and compact

AREAS OF APPLICATION

- Shops
- Supermarkets and department stores
- Public buildings

SYSTEM GUARANTEE

OSRAM System+ Guarantee in combination with OSRAM ECGs

SAFETY ADVICE

In case of lamp breakage: www.ledvance.com/brokenlamp

Basic T5 Short EL

Tubular fluorescent lamps 16 mm, short, for emergency lighting, with G5 base



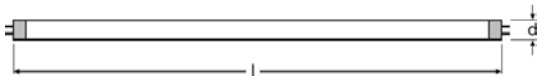

Product name	GTIN (EAN)	W	Ra	lm 25°C		l [mm]			
Emergency Lighting 6 W/640	4008321152381	6	≥60	270	4000	212.1	A	25	
Emergency Lighting 8 W/640	4050300606644	8	≥60	385	4000	288.3	A	25	

PRODUCT FEATURES

- Suitable for emergency power operation

PRODUCT BENEFITS

- Very good luminous flux maintenance throughout the life of the lamp
- Optimized for emergency power operation
- Slim and compact

AREAS OF APPLICATION

- Public buildings
- Industry
- Shops
- Supermarkets and department stores

SYSTEM GUARANTEE

OSRAM System+ Guarantee in combination with OSRAM ECGs

SAFETY ADVICE

In case of lamp breakage: www.ledvance.com/brokenlamp

LUMILUX T5 Short EL

Tubular fluorescent lamps 16 mm, short, for emergency lighting, with G5 base



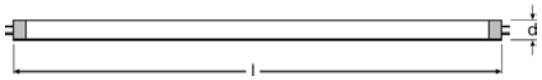

Product name	GTIN (EAN)	W	Ra	lm 25°C		l [mm]			
Emergency Lighting 6 W/840	4008321325662	6	≥80	320	4000	212.1	A	25	
Emergency Lighting 8 W/840	4008321325846	8	≥80	450	4000	288.3	A	25	

PRODUCT FEATURES

- Suitable for emergency power operation
- Good color rendering group: 1B (R_a: 80…89)

PRODUCT BENEFITS

- Very good luminous flux maintenance throughout the life of the lamp
- Optimized for emergency power operation
- Slim and compact

AREAS OF APPLICATION

- Public buildings
- Industry
- Shops
- Supermarkets and department stores

SYSTEM GUARANTEE

OSRAM System+ Guarantee in combination with OSRAM ECGs

SAFETY ADVICE

In case of lamp breakage: www.ledvance.com/brokenlamp

LUMILUX T5 FC

Circular fluorescent lamps 16 mm, with 2GX13 base



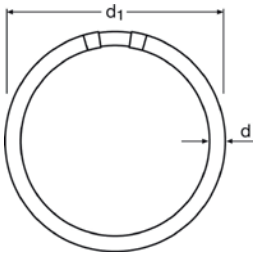

Product name	GTIN (EAN)	W	Ra	lm 25°C		Ø d [mm]		
FC 22 W/6500 K	4050300528441	22	≥80	1800	6500	16	A	12
FC 22 W/2700 K	4050300646237	22	≥80	1900	2700	16	A	12
FC 22 W/3000 K	4050300528489	22	≥80	1900	3000	16	A	12
FC 22 W/4000 K	4050300528465	22	≥80	1900	4000	16	A	12
FC 40 W/6500 K	4050300528502	40	≥80	3300	6500	16	A+	12
FC 40 W/2700 K	4050300646251	40	≥80	3400	2700	16	A+	12
FC 40 W/3000 K	4050300528540	40	≥80	3400	3000	16	A+	12
FC 40 W/4000 K	4050300528526	40	≥80	3400	4000	16	A+	12
FC 55 W/6500 K	4050300528564	55	≥80	3990	6500	16	A	12
FC 55 W/2700 K	4050300646275	55	≥80	4200	2700	16	A	12
FC 55 W/3000 K	4050300528601	55	≥80	4200	3000	16	A	12
FC 55 W/4000 K	4050300528588	55	≥80	4200	4000	16	A	12

PRODUCT FEATURES

- Good color rendering group: 1B (R_a: 80…89)
- Dimmable (from 100…1 % with QTi DALI/DIM ECG)
- Single-ended round fluorescent lamp
- Tube diameter: 16.0 mm

PRODUCT BENEFITS

- Extremely economical
- Good quality of light
- Excellent luminous flux
- Excellent uniform illumination with no shadows
- Good average life (with OSRAM ECG)

AREAS OF APPLICATION

- Public buildings
- Offices
- Restaurants
- Industry
- Shops
- Supermarkets and department stores
- Hotels

SYSTEM GUARANTEE

OSRAM System+ Guarantee in combination with OSRAM ECGs

EQUIPMENT / ACCESSORIES

- Exclusively for operation on electronic control gears

SAFETY ADVICE

In case of lamp breakage: www.ledvance.com/brokenlamp

REFERENCES / LINKS

For more information on the system guarantee and the terms and conditions of the guarantee visit www.ledvance.com/system-guarantee

LUMILUX T8

Tubular fluorescent lamps 26 mm, with G13 bases





Product name	GTIN (EAN)	W	Ra	lm 25°C		l [mm]		
L 10 W/827	4050300446165	10	≥80	650	2700	470	A	25
L 15 W/865	4050300446189	15	≥80	900	6500	438	B	25
L 15 W/827	4050300446042	15	≥80	950	2700	438	B	25
L 15 W/830	4050300446028	15	≥80	950	3000	438	B	25
L 15 W/840	4050300446004	15	≥80	950	4000	438	B	25
L 16 W/827	4050300446080	16	≥80	1250	2700	720	A	25
L 16 W/830	4008321959065	16	>80	1250	3000	720	A	25
L 16 W/840	4050300446066	16	≥80	1250	4000	720	A	25
L 18 W/865	4050300517773	18	≥80	1300	6500	590	A	25
L 18 W/865	4052899209015	18	≥80	1300	6500	590	A	10
L 18 W/880	4008321027962	18	≥80	1300	8000	590	A	25
L 18 W/880	4008321331946	18	≥80	1300	8000	590	A	10
L 18 W/827	4050300517834	18	≥80	1350	2700	590	A	25
L 18 W/830	4050300517810	18	≥80	1350	3000	590	A	25
L 18 W/3000 K	4050300470405	18	≥80	1350	3000	590	A	30
L 18 W/835	4050300447964	18	≥80	1350	3500	590	A	25
L 18 W/840	4050300517797	18	≥80	1350	4000	590	A	25
L 23 W/830	4050300446264	23	≥80	1900	3000	970	A	25
L 23 W/840	4050300446240	23	≥80	1900	4000	970	A	25
L 30 W/865	4050300518015	30	≥80	2350	6500	895	A	25
L 30 W/880	4008321027986	30	≥80	2350	8000	895	A	25
L 30 W/827	4050300518077	30	≥80	2400	2700	895	A	25
L 30 W/830	4050300518053	30	≥80	2400	3000	895	A	25
L 30 W/840	4050300518039	30	≥80	2400	4000	895	A	25
L 36 W/880	4008321002976	36	≥80	3010	8000	1200	A	25
L 36 W/865	4052899209039	36	≥80	3250	6500	1200	A	10
L 36 W/865	4050300517858	36	≥80	3250	6500	1200	A	25
L 36 W/827	4050300517919	36	≥80	3350	2700	1200	A+	25
L 36 W/830	4050300443324	36	≥80	3350	3000	1200	A+	30
L 36 W/830	4050300517896	36	≥80	3350	3000	1200	A+	25
L 36 W/835	4050300447988	36	≥80	3350	3500	1200	A+	25
L 36 W/840	4050300443300	36	≥80	3350	4000	1200	A+	30
L 36 W/840	4050300517872	36	≥80	3350	4000	1200	A+	25
L 38 W/830	4050300518152	38	≥80	3300	3000	1047	A	25
L 38 W/840	4050300518138	38	≥80	3300	4000	1047	A	25
L 58 W/880	4008321002990	58	≥80	4900	8000	1500	A	25
L 58 W/865	4052899209053	58	≥80	5000	6500	1500	A	10
L 58 W/865	4050300517933	58	≥80	5000	6500	1500	A	25
L 58 W/827	4050300603049	58	≥80	5200	2700	1500	A	25
L 58 W/830	4050300517971	58	≥80	5200	3000	1500	A	25
L 58 W/830	4050300470382	58	≥80	5200	3000	1500	A	30
L 58 W/835	4050300448008	58	≥80	5200	3500	1500	A	25
L 58 W/840	4050300517957	58	≥80	5200	4000	1500	A	25
L 58 W/840	4050300443362	58	≥80	5200	4000	1500	A	30
L 58 W/840	4050300336787	58	≥80	5200	4000	1500	A	10
L 70 W/835	4008321003911	70	≥80	6200	3500	1778	A	25
L 70 W/840	4008321003959	70	≥80	6200	4000	1778	A	25

LUMILUX T8
Tubular fluorescent lamps 26 mm, with G13 bases

PRODUCT FEATURES

- Very good lumen maintenance: 90 % throughout the service lifetime of the lamp
- Good color rendering group: 1B (R_a: 80…89)
- Dimmable
- Top-quality three-band phosphor: LUMILUX

PRODUCT BENEFITS

- Proven lamp technology
- Good economy thanks to high efficiency
- Available in many different light colors (2,700…8,000 K) for various applications

AREAS OF APPLICATION

- Public buildings
- Office lighting
- Industry
- Shops
- Supermarkets and department stores
- Street lighting
- Outdoor applications only in suitable luminaires

SYSTEM GUARANTEE

OSRAM System+ Guarantee in combination with OSRAM ECGs

SAFETY ADVICE

In case of lamp breakage: www.ledvance.com/brokenlamp

REFERENCES / LINKS

For more information on the system guarantee and the terms and conditions of the guarantee visit www.ledvance.com/system-guarantee

LUMILUX T8 ES

Tubular fluorescent lamps 26 mm, with G13 bases, energy saver





Product name	GTIN (EAN)	W	Ra		l [mm]	lm		
L 16 W/830 ES	4008321955791	16	≥80	3000	590	1100	A	25
L 16 W/840 ES	4008321955777	16	≥80	4000	590	1100	A	25
L 32 W/830 ES	4008321339652	32	≥80	3000	1200	2650	A	25
L 32 W/840 ES	4008321339676	32	≥80	4000	1200	2650	A	25
L 51 W/830 ES	4008321339713	51	≥80	3000	1500	4200	A	25
L 51 W/840 ES	4008321339690	51	≥80	4000	1500	4200	A	25

PRODUCT FEATURES

- Very good lumen maintenance: 90 % throughout the service lifetime of the lamp
- Good color rendering group: 1B (R_a: 80…89)

PRODUCT BENEFITS

- Simple direct replacement in existing CCG/LLG systems
- Instant energy savings in existing CCG/LLG systems
- Up to 10 % lower energy consumption on conventional control gear
- Reduction in CO_2 emissions (51 W: 14 kg per year, 70 kg over the life of the lamp – energy mix: 0.5 kg/kWh)
- Pay-back time less than 1 year
- Energy savings in combination with QTP-OPTIMAL and QT-FIT in new systems

AREAS OF APPLICATION

- Public buildings
- Office lighting
- Industry
- Shops
- Supermarkets and department stores

SAFETY ADVICE

In case of lamp breakage: www.ledvance.com/brokenlamp
Not released for dimming operation.

LUMILUX XT T8

Tubular fluorescent lamps 26 mm, with G13 bases, long life





Product name	GTIN (EAN)	W	Ra	lm 25°C		l [mm]		
L 18 W/865 XT	4008321209122	18	≥80	1250	6500	590	A	25
L 18 W/830 XT	4008321209085	18	≥80	1350	3000	590	A	25
L 18 W/840 XT	4008321209108	18	≥80	1350	4000	590	A	25
L 36 W/865 XT	4008321209221	36	≥80	3250	6500	1200	A	25
L 36 W/830 XT	4008321209146	36	≥80	3300	3000	1200	A+	25
L 36 W/840 XT	4008321209160	36	≥80	3300	4000	1200	A+	25
L 58 W/865 XT	4008321923622	58	≥80	5000	6500	1500	A	25
L 58 W/830 XT	4008321209344	58	≥80	5200	3000	1500	A	25
L 58 W/840 XT	4008321209320	58	≥80	5200	4000	1500	A	25

PRODUCT FEATURES

- Extremely reliable: long life, low premature failure rate, 90 % luminous flux throughout their life
- Service life: up to 42,000 h on preheat ECGs or up to 35,000 h on CCGs
- Good color rendering group: 1B (R_a: 80…89)
- Dimmable (for details see the Technical Guide)
- Top-quality three-band phosphor: LUMILUX

PRODUCT BENEFITS

- Much lower total cost of ownership (TCO) compared with T8 LUMILUX lamps
- Service life 2.3 times higher than that of a standard LUMILUX lamp
- Longer standard lifetime, so fewer lamps for waste disposal

AREAS OF APPLICATION

- Installations where relamping would disturbe normal operations
- Street lighting
- Public buildings
- Industry
- Shops
- Supermarkets and department stores

SYSTEM GUARANTEE

OSRAM System+ Guarantee in combination with OSRAM ECGs

SAFETY ADVICE

In case of lamp breakage: www.ledvance.com/brokenlamp
Luminaire must be cleaned regularly to avoid loss of luminous flux.

REFERENCES / LINKS

For more information on the system guarantee and the terms and conditions of the guarantee visit www.ledvance.com/system-guarantee

LUMILUX XXT T8

Tubular fluorescent lamps 26 mm, with G13 bases, extra long life





Product name	GTIN (EAN)	W	Ra	lm 25°C		l [mm]		
L 18 W/865 XXT	4008321923684	18	≥80	1250	6500	590	A	25
L 18 W/830 XXT	4008321923646	18	≥80	1350	3000	590	A	25
L 18 W/840 XXT	4008321923660	18	≥80	1350	4000	590	A	25
L 36 W/865 XXT	4008321923745	36	≥80	3250	6500	1200	A	25
L 36 W/830 XXT	4008321923707	36	≥80	3300	3000	1200	A+	25
L 36 W/840 XXT	4008321923721	36	≥80	3300	4000	1200	A+	25
L 58 W/865 XXT	4008321923806	58	≥80	5000	6500	1500	A	25
L 58 W/830 XXT	4008321923769	58	≥80	5200	3000	1500	A	25
L 58 W/840 XXT	4008321923783	58	≥80	5200	4000	1500	A	25

PRODUCT FEATURES

- Extremely reliable: long life, low premature failure rate, 90 % luminous flux throughout their life
- Service life: up to 75,000 h on ECGs or up to 58,000 h on CCGs
- Good color rendering group: 1B (R_a: 80…89)
- Dimmable with suitable ECG (for details see the Technical Guide)
- Top-quality three-band phosphor: LUMILUX

PRODUCT BENEFITS

- Much lower total cost of ownership (TCO) compared with T8 LUMILUX lamps
- Service life 4.1 times higher than that of a standard LUMILUX lamp
- Longer standard lifetime, so fewer lamps for waste disposal

AREAS OF APPLICATION

- Installations where relamping would disturbe normal operations
- Street lighting
- Public buildings
- Industry
- Shops
- Supermarkets and department stores

SYSTEM GUARANTEE

OSRAM System+ Guarantee in combination with OSRAM ECGs

SAFETY ADVICE

In case of lamp breakage: www.ledvance.com/brokenlamp
Luminaire must be cleaned regularly to avoid loss of luminous flux.

REFERENCES / LINKS

For more information on the system guarantee and the terms and conditions of the guarantee visit www.ledvance.com/system-guarantee

LUMILUX DE LUXE T8
Tubular fluorescent lamps 26 mm, with G13 bases





Product name	GTIN (EAN)	W	Ra	lm 25°C		l [mm]		
L 15 W/954	4050300018249	15	≥90	750	5400	438	B	25
L 16 W/930	4050300242361	16	≥90	950	3000	720	B	25
L 18 W/930	4050300011264	18	≥90	1100	3000	590	B	25
L 18 W/954	4050300018256	18	≥90	1150	5400	590	B	25
L 18 W/965	4008321111371	18	≥90	1150	6500	590	B	25
L 18 W/940	4050300011257	18	≥90	1200	4000	590	B	25
L 30 W/930	4050300014432	30	≥90	1920	3000	895	B	25
L 36 W/954-1	4050300024196	36	≥90	2600	5400	970	A	25
L 36 W/930	4050300011318	36	≥90	2700	3000	1200	A	25
L 36 W/954	4050300018263	36	≥90	2850	5400	1200	A	25
L 36 W/965	4008321111395	36	≥90	2850	6500	1200	A	25
L 36 W/940	4050300011301	36	≥90	2900	4000	1200	A	25
L 58 W/930	4050300011363	58	≥90	4350	3000	1500	A	25
L 58 W/954	4050300018270	58	≥90	4550	5400	1500	A	25
L 58 W/965	4008321090034	58	≥90	4550	6500	1500	A	25
L 58 W/940	4050300011356	58	≥90	4600	4000	1500	A	25

PRODUCT FEATURES
- Very good color rendering group: 1A (R_a: ≥ 90)
- Long service life: up to 16,000 h (with preheat ECG)
- Dimmable

PRODUCT BENEFITS
- Excellent color rendering
- Natural colors
- Available in many different light colors (3,000…6,500 K) for various applications
- High luminous flux

AREAS OF APPLICATION
- Ideal where color rendering is an important factor
- Public buildings
- Shops
- Supermarkets and department stores
- Industry

SAFETY ADVICE
In case of lamp breakage: www.ledvance.com/brokenlamp

COLOR proof T8

Tubular fluorescent lamps 26 mm, with G13 bases, color-proof





Product name	GTIN (EAN)	W	Ra	lm 25°C		l [mm]		
L 18 W/950	4008321423023	18	≥95	900	5300	590	B	10
L 36 W/950	4008321423047	36	98	2150	5300	1200	B	10
L 58 W/950	4008321423061	58	≥95	3350	5300	1500	B	10

PRODUCT FEATURES

- Meets the application requirements of ISO 3664:2009 (when used in appropriate fixtures)
- Metamerism indices: MVIS ≤ 1.0 and MUV ≤ 1.5

PRODUCT BENEFITS

- Outstanding OSRAM quality
- Accurate chromaticity coordinates
- Stable light-technical and electrical data
- Uniform coating

AREAS OF APPLICATION

- Printing industry, graphic workshops, photographic laboratories
- Industrial inspection and color matching facilities
- Industry
- Shops
- Incoming goods inspection

SAFETY ADVICE

In case of lamp breakage: www.ledvance.com/brokenlamp

BIOLUX T8

Tubular fluorescent lamps 26 mm, with G13 bases, for animal rearing





Product name	GTIN (EAN)	W	Ra	lm 25°C		l [mm]		
L 18 W/965	4050300270807	18	≥95	1000	6500	590	B	10
L 18 W/965	4050300937939	18	≥95	1000	6500	590	B	10
L 30 W/965	4050300302461	30	≥95	1600	6500	895	B	10
L 30 W/965	4050300937946	30	≥95	1600	6500	895	B	10
L 36 W/965	4050300270821	36	≥95	2300	6500	1200	B	10
L 36 W/965	4050300937977	36	≥95	2300	6500	1200	B	10
L 58 W/965	4050300370613	58	≥95	3700	6500	1500	B	10
L 58 W/965	4050300938004	58	≥95	3700	6500	1500	B	10

PRODUCT FEATURES

- Very good color rendering group: 1A (R_a: ≥ 90)

PRODUCT BENEFITS

- Emit a daylight white light that gives your animals a sense of natural sunlight

AREAS OF APPLICATION

- Excellent for raising small animals

SAFETY ADVICE

In case of lamp breakage: www.ledvance.com/brokenlamp

FLUORA T8

Tubular fluorescent lamps 26 mm, with G13 bases, for plant growing





Product name	GTIN (EAN)	W	lm 25°C		l [mm]		
L 15 W/77	4050300003214	15	400	0	438	B	10
L 18 W/77	4050300004235	18	550	0	590	B	10
L 18 W/77	4050300325798	18	550	0	590	B	10
L 30 W/77	4050300003238	30	1000	0	895	B	10
L 30 W/77	4050300325453	30	1000	0	895	B	10
L 36 W/77	4050300003184	36	1400	0	1200	B	10
L 36 W/77	4050300325774	36	1400	0	1200	B	10
L 58 W/77	4050300004259	58	2250	0	1500	B	10
L 58 W/77	4050300325811	58	2250	0	1500	B	10

PRODUCT BENEFITS

- Promotes photobiological processes in plants
- Promotes plant growth

AREAS OF APPLICATION

- Wherever there is not enough natural daylight for plants
- Public buildings
- Offices
- Shops
- Supermarkets and department stores
- Restaurants

SAFETY ADVICE

In case of lamp breakage: www.ledvance.com/brokenlamp

Colored T8

Tubular fluorescent lamps 26 mm, with G13 bases, colored





Product name	GTIN (EAN)	W	lm 25°C		l [mm]		
L 18 W/67	4050300024233	18	400	0	590	C	10
L 18 W/62	4008321232700	18	970	0	590	B	12
L 18 W/60	4050300024219	18	900	0	590	B	10
L 18 W/66	4050300024226	18	1800	0	590	A+	10
L 30 W/67	4050300366920	30	600	0	895	C	10
L 36 W/67	4050300024264	36	900	0	1200	C	10
L 36 W/60	4050300024240	36	2400	0	1200	A	10
L 36 W/66	4050300024257	36	4400	0	1200	A+	10
L 36 W/66	4008321938022	36	4400	0	1200	A+	10
L 58 W/67	4050300024295	58	1600	0	1500	B	10
L 58 W/62	4008321232748	58		0	1500	A	12
L 58 W/60	4050300024271	58	3800	0	1500	A	10
L 58 W/66	4050300024288	58	6700	0	1500	A+	10

PRODUCT FEATURES

- Average lifetime: 20,000 h with preheat ECG
- Dimmable

PRODUCT BENEFITS

- Ideal for cost-effective creative illumination and decoration
- Uniform light along the entire length of the lamp

AREAS OF APPLICATION

- Decorative applications
- Shops
- Supermarkets and department stores
- Restaurants
- Hotels
- Accent lighting

SYSTEM GUARANTEE

OSRAM System+ Guarantee in combination with OSRAM ECGs

SAFETY ADVICE

In case of lamp breakage: www.ledvance.com/brokenlamp

REFERENCES / LINKS

For more information on the system guarantee and the terms and conditions of the guarantee visit www.ledvance.com/system-guarantee

OSRAM NATURA T8

Tubular fluorescent lamps 26 mm, with G13 bases, for food presentation





Product name	GTIN (EAN)	W	lm 25°C		l [mm]		
L 15 W/76	4050300018287	15	500	3500	438	B	10
L 18 W/76	4050300010519	18	750	3500	590	B	10
L 30 W/76	4050300010540	30	1300	3500	895	B	10
L 36 W/76-1	4050300010557	36	1600	3500	970	B	10
L 36 W/76	4050300010526	36	1800	3500	1200	B	10
L 36 W/76	4050300010526	36	1800	3500	1200	B	25
L 58 W/76	4050300010533	58	2850	3500	1500	B	10

PRODUCT FEATURES

- Average lifetime: 20,000 h with preheat ECG

PRODUCT BENEFITS

- Specially tailored spectral distribution
- Food looks fresh and appetizing without unduly “beautifying” it

AREAS OF APPLICATION

- Bakeries, meat processors, butchers
- Shops
- Supermarkets and department stores
- Especially suitable for the food sector (DIN 10504)

SAFETY ADVICE

In case of lamp breakage: www.ledvance.com/brokenlamp

LUMILUX T8 1 m

Tubular fluorescent lamps 26 mm, 1 m, for public transport, with G13 base





Product name	GTIN (EAN)	W	Ra	lm 25°C		l [mm]		
L 36 W/827-1	4050300518114	36	≥80	3100	2700	970	A	25
L 36 W/830-1	4008321959058	36	≥80	3100	3000	970	A	25
L 36 W/840-1	4050300518091	36	≥80	3100	4000	970	A	25

PRODUCT FEATURES

- Very good lumen maintenance: 90 % throughout the service lifetime of the lamp
- Good color rendering group: 1B (R_a: 80…89)
- Dimmable
- Top-quality three-band phosphor: LUMILUX
- Available with color temperature: 2,700 K, 3,000 K, 4,000 K

AREAS OF APPLICATION

- Public transport

LEGAL ADVICE

These lamps are not intended for general illumination. They are suitable for applications such as illumination of public transport.

LUMILUX SPLIT control T8

Tubular fluorescent lamps 26 mm, with G13 bases, shatterproof





Product name	GTIN (EAN)	W	Ra	lm 25°C		l [mm]		
L 18 W/840 SPS	4008321232885	18	≥80	1300	4000	590	A	12
L 36 W/840 SPS	4008321232823	36	≥80	3250	4000	1200	A	12
L 58 W/840 SPS	4008321232922	58	≥80	5100	4000	1500	A	12

PRODUCT FEATURES

- Good color rendering group: 1B (R_a: 80…89)
- Very good lumen maintenance: 90 % throughout the service lifetime of the lamp
- Dimmable

PRODUCT BENEFITS

- Helps to prevent contamination in sensitive production areas (e.g. in the food industry)
- Optimal shatter protection thanks to special FEP coating
- Closed end caps allow additional protection beyond requirements of IEC 61549
- The life of the sleeve is the same as the average lamp life
- Support the implementation of the HACCP concepts from production through to presentation

AREAS OF APPLICATION

- Industry
- Shops
- Supermarkets and department stores
- Street lighting
- Outdoor applications only in suitable luminaires

EQUIPMENT / ACCESSORIES

- Suitable for use in open and enclosed luminaires

SAFETY ADVICE

Lamps with plastic sleeves, ambient temperature range: -10…+80 °C
Lamps with plastic sleeves, maximum shelf life: 5 years at 0…30 °C
Lamps with plastic sleeves must be replaced after average lifetime (B50) has been reached
In case of lamp breakage: www.ledvance.com/brokenlamp

REFERENCES / LINKS

For more information on the system guarantee and the terms and conditions of the guarantee visit www.ledvance.com/system-guarantee

LUMILUX CHIP control T8

Tubular fluorescent lamps 26 mm, with G13 bases, for UV-sensitive applications





Product name	GTIN (EAN)	W	lm 25°C		l [mm]		
L 36 W/62	4008321232724	36	2300	0	1200	B	12
L 36 W/62	4008321938008	36	2300	0	1200	B	10

PRODUCT FEATURES

- Excellent filter at 500 nm
- Long sleeve life (corresponds to the average life of the lamp)
- Average lifetime: 20,000 h with preheat ECG

PRODUCT BENEFITS

- Excellent UV filter

AREAS OF APPLICATION

- Microchip fabrication plants
- Where UV and blue components have to be reduced to the absolute minimum
- Industry

SYSTEM GUARANTEE

OSRAM System+ Guarantee in combination with OSRAM ECGs

EQUIPMENT / ACCESSORIES

- Suitable for use in open and enclosed luminaires

SAFETY ADVICE

Lamps with plastic sleeves, ambient temperature range: -10…+80 °C
Lamps with plastic sleeves, maximum shelf life: 5 years at 0…30 °C
Lamps with plastic sleeves must be replaced after average lifetime (B50) has been reached
In case of lamp breakage: www.ledvance.com/brokenlamp
Under standard conditions acc. IEC (free burning, 25 - 40°C ambient temperature) a typical increase of the emitted radiation power in the wavelength range For example for a T5 HO lamp at 80°C ambient temperature an increase of the emitted radiation power in the wavelength range For applications in photo sensitive areas, routine maintenance is necessary. This must include verification of the amount of short wavelength light emitted, and, if required, lamp replacement.

REFERENCES / LINKS

For more information on the system guarantee and the terms and conditions of the guarantee visit www.ledvance.com/system-guarantee

U-shaped T8
U-shaped fluorescent lamps 26 mm, with 2G13 base





Product name	GTIN (EAN)	W	Ra	lm 25°C		l [mm]		
L U 18 W/830	4008321959904	18	80…89	1350	3000	310	A	24
L U 18 W/840	4008321469168	18	80…89	1350	4000	310	A	24
L U 36 W/830	4008321959911	36	80…89	3550	3000	607	A+	12
L U 36 W/840	4008321469182	36	80…89	3350	4000	607	A+	12
L U 58 W/830	4008321959041	58	80…89	5250	3000	765	A	12
L U 58 W/840	4008321469205	58	80…89	5250	4000	765	A	12

PRODUCT FEATURES
- Good color rendering group: 1B (R_a: 80…89)
- Good average lifetime
- Double-ended U-shaped fluorescent lamp

PRODUCT BENEFITS
- Extremely economical
- Good quality of light
- Excellent luminous flux

AREAS OF APPLICATION
- Street lighting, city lighting
- Industry

SYSTEM GUARANTEE
OSRAM System+ Guarantee in combination with OSRAM ECGs

EQUIPMENT / ACCESSORIES
- Suitable for operation on electronic and conventional control gears

SAFETY ADVICE
In case of lamp breakage: www.ledvance.com/brokenlamp

LUMILUX T9 C

Circular fluorescent lamps 29 mm, with G10Q base



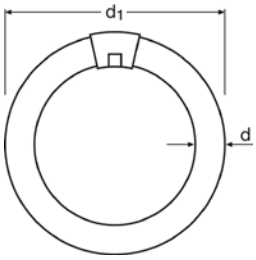

Product name	GTIN (EAN)	W	Ra	lm 25°C		Ø d [mm]		
L 22 W/865 G10Q	4008321581105	22	80…89	1300	6500	216	B	12
L 22 W/827 G10Q	4008321581068	22	80…89	1350	2700	216	B	12
L 22 W/840 G10Q	4008321581082	22	80…89	1350	4000	216	B	12
L 32 W/865 G10Q	4008321581167	32	80…89	2150	6500	305	A	12
L 32 W/827 G10Q	4008321581129	32	80…89	2250	2700	305	A	12
L 32 W/840 G10Q	4008321581143	32	80…89	2250	4000	305	A	12
L 40 W/865 G10Q	4008321960139	40	80…89	2950	6500	406	A	12
L 40 W/840 G10Q	4050300014845	40	80…89	3200	4000	406	A	12

PRODUCT FEATURES

- Good color rendering group: 1B (R_a: 80…89)
- Good average lifetime
- Single-ended round fluorescent lamp
- Dimmable

PRODUCT BENEFITS

- Extremely economical
- Good quality of light
- Excellent luminous flux
- Excellent uniform illumination with no shadows

AREAS OF APPLICATION

- Public buildings
- Restaurants
- Industry
- Shops
- Supermarkets and department stores
- Hotels

EQUIPMENT / ACCESSORIES

- Suitable for operation on electronic and conventional control gears

SAFETY ADVICE

In case of lamp breakage: www.ledvance.com/brokenlamp

LUMILUX T2 FM

Tubular fluorescent lamps 7 mm, with W4.3 x 8.5 d base





Product name	GTIN (EAN)	W	Ra		lm	l1 max. [mm]		
FM 6 W/3000 K	4008321157546	6	70…79	3000	275	218	A	20
FM 6 W/740	4008321157577	6	70…79	4100	275	218	A	20
FM 8 W/6000 K	4008321157690	8	70…79	6000	420	320	A	20
FM 8 W/730	4008321157638	8	70…79	3000	450	320	A	20
FM 8 W/740	4008321157669	8	70…79	4100	450	320	A	20
FM 11 W/6000 K	4008321157782	11	70…79	6000	570	422	A	20
FM 11 W/3000 K	4008321157720	11	70…79	3000	620	422	A	20
FM 11 W/740	4008321157751	11	70…79	4100	620	422	A	20
FM 13 W/6000 K	4008321157898	13	70…79	6000	710	523	B	20
FM 13 W/3000 K	4008321157836	13	70…79	3000	770	523	A	20
FM 13 W/740	4008321157867	13	70…79	4100	770	523	A	20

PRODUCT FEATURES

- Good average lifetime (with OSRAM ECG)
- Tube diameter: 7.0 mm

PRODUCT BENEFITS

- Extremely economical
- Good quality of light
- Excellent luminous flux
- Extra slim and compact fluorescent lamp

AREAS OF APPLICATION

- Offices
- Museums
- Shops
- Supermarkets and department stores
- Industry (e.g. furniture industry)
- Restaurants

EQUIPMENT / ACCESSORIES

- Exclusively for operation on electronic control gears

SAFETY ADVICE

In case of lamp breakage: www.ledvance.com/brokenlamp

SA-Type T12

Tubular fluorescent lamps 38 mm, for resonance double-choke circuits, with G13 base



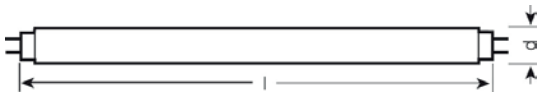

Product name	GTIN (EAN)	W	Ra	lm 25°C		l [mm]		
L SA 20 W/640	4050300018195	20	≥60	1200	4000	590	B	25
L SA 40 W/640	4050300018331	40	≥60	3000	4000	1200	A	25
L SA 65 W/640	4050300018201	65	≥60	4800	4000	1500	A	25

PRODUCT FEATURES

- External ignition strip for improved ignition at low ambient temperatures
- Operation without starter

PRODUCT BENEFITS

- Stable and suitable for outdoor lighting or fixtures with little thermal insulation

AREAS OF APPLICATION

- Street lighting
- Industry
- Outdoor applications only in suitable luminaires

SAFETY ADVICE

In case of lamp breakage: www.ledvance.com/brokenlamp

XL-Type T12

Tubular fluorescent lamps 38 mm, long life, for explosion-proof luminaires, with FA6 base





Product name	GTIN (EAN)	W	Ra	lm 25°C		l [mm]		
L XL 40 W/640	4050300014654	40	≥60	2300	4100	1200	B	25

PRODUCT FEATURES

- Fa6 base for explosion-proof luminaires
- Operation without starter

PRODUCT BENEFITS

- Extreme safety, perfect for explosion-proof luminaires

AREAS OF APPLICATION

- Industry
- Places with a heightened risk of fire or explosions
- Oil rigs

SAFETY ADVICE

In case of lamp breakage: www.ledvance.com/brokenlamp



1

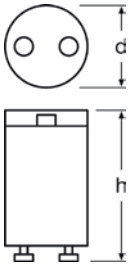

2

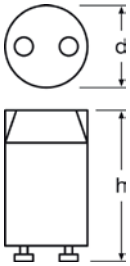

3



Product name	GTIN (EAN)		No.
ST 173 SAFETY DEOS	4050300854120	200	1
ST 111 LONGLIFE	4050300270166	1200	2
ST 171 SAFETY DEOS	4050300422855	1200	1
ST 171 SAFETY DEOS	4050300854106	200	1
ST 111 LONGLIFE	4050300854045	400	2
ST 111 HT LONGLIFE	4050300854021	400	3

PRODUCT FEATURES

- Temperature range for reliable cut-out: -20…+80 °C



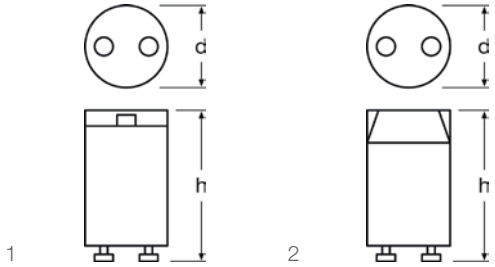

1 2

Product name	GTIN (EAN)		No.
ST 151 LONGLIFE	4050300012803	1200	2
ST 172 SAFETY DEOS	4050300854069	200	1
ST 151 LONGLIFE	4050300854083	400	2

PRODUCT FEATURES

- Temperature range for reliable cut-out: -20…+80 °C



Product reference	GTIN (EAN)	For fluorescent lamps									For OSRAM DULUX® L				
		4 6 W W	10 13 W	15 16[6] W	18 20 W	22 W	30 32 W	38 W	36 40 W	58 65 80 W	18 25 W	36 W	[mm]	No.	
Single circuit on 230 V_{AC}															
ST 111 TRY25[5]	4050300854045	X	X	X	X	X	X	X	X	X	X	X	40.3	1	25/400
ST 111 GRP 5	4050300270166	X	X	X	X	X	X	X	X	X	X	X	40.3	1	1200
ST 111 HT TRY25[3,5]	4050300854021	X	X	X	X	X	X	X	X	X	X	X	40.3	1	400
ST 171 TRY25	4050300854106							X	X	X[1]		X	40.3	3	25/200
ST 171 GRP	4050300422855							X	X	X[1]		X	40.3	3	1200
ST 173 TRY25	4050300854120			X	X	X	X				X		40.3	5	25/200
Series circuit on 230 V_{AC}															
ST 151 TRY25	4050300854083	X[2]		X[2]	X[2]	X[2]					X[2,4]		40.3		25/400
ST 151 GRP	4050300012803	X[2]		X[2]	X[2]	X[2]					X[2,4]		40.3		1200
ST 172 TRY25	4050300854069				X[2]	X[2]					X[2,4]		40.3		25/200

[1] Except L 65 W/…UK 570 mm L 80 W/…
[2] Also for single operation on 110/127 V_{AC}
[3] Temperature range -20…+100 °C
[4] Not suitable for OSRAM DULUX® L and F 24 W in series operation
[5] Not suitable for L 70 W
[6] 16 W not suitable for series operation

OUR HIGH-QUALITY STARTERS ST 111 LONGLIFE, ST 151 LONGLIFE, ST 171 SAFETY, ST 172 SAFETY, ST 173 SAFETY

Our starters ignite every time, reliably and quickly. And they are gentle on lamps. Each starter is subjected to strict manufacturing and quality control tests. All starters have a self-extinguishing insulated casing made of Makrolon® and meet the conditions laid down for protection class II.

They are equipped with a special compensating capacitor (foil winding capacitor), are VDE-approved and carry the , and Label CE marks.

To ensure reliable ignition we recommend that you also replace the starter when you replace the lamp – except in the case of DEOS® SAFETY.

- Switching lifetime for LONGLIFE and DEOS® SAFETY: from ≥10,000 switching operations to ≥ 60,000 switching operations in inductive mode
- 20 % longer lamp lifetime for fluorescent lamps

FEATURES AND BENEFITS OF DEOS® ST 171 SAFETY, DEOS® ST 172 SAFETY AND DEOS® ST 173 SAFETY

- DEOS® ST 171 SAFETY, DEOS® ST 172 SAFETY and DEOS® ST 173 SAFETY are safety starters
- DEOS® ST 172 SAFETY is a safety starter for series circuits (tandem circuits)
- DEOS® ST 171 SAFETY, DEOS® ST 172 SAFETY and DEOS® ST 173 SAFETY are designed to operate with conventional control gears (CCGs) and low-loss gears (LLGs)
- They reliably disconnect burnt-out or faulty lamps under inductive or capacitive operating conditions
- They are instantly ready for operation when the red button is pressed in (there must be an audible click)
- The automatic cut-out circuit protects the choke and the starter itself
- Four times the life of conventional starters
- To ensure reliable ignition and operation the DEOS® ST should be replaced after every four lamp replacements
- Temperature range for reliable cut-out: -20…+80 °C

FLUORESCENT LAMPS – WHICH LIGHT COLOR FOR WHICH APPLICATION?

Application	SKYWHITE	COOL DAYLIGHT		DAYLIGHT	COOL WHITE		WHITE	WARM WHITE		INTERNA	Special light colors
	880 8.000 K	865 6.500 K	965 6.500 K	954 5.400 K	840 4.000 K	940 4.000 K	835 3.500 K	830 3.000 K	930 3.000 K	827 2.700 K	
Offices and administrative buildings											
Offices, corridors	●				●		●	●			
Meeting rooms	●						●	●		●	
Industry, trade and commerce											
Electrical industry		●			●						
Textile industry		●	●	●							
Woodworking industry		●	○	○	●						
Graphics industry, laboratories		○	●	●	○						COLOR proof
Color matching				●							COLOR proof
Warehouses, transport depots					●						
Schools and lecture rooms											
Auditoriums, classrooms, kindergartens	●		○		●		●	●		●	
Libraries, reading rooms					○		●	●		●	
Retail outlets											
Food, general		○			●		●	●		●	NATURA®
Bread and cakes										●	NATURA®
Refrigerated counters and deep freezers		●									NATURA®
Cheese, fruit, vegetables										●	NATURA®
Fish										●	NATURA®
Meat, sausages			○								NATURA®
Textiles, leather goods		●	●	●	○	●	○	●	●	●	
Furniture, carpets							●	●	●	●	
Sporting goods, toys, stationery					●	○	●	●	○		
Photo, watches, jewellery		○	○	○	●	○	●	●	○		
Cosmetics, hairdressers					○	●	○	○	●	○	
Flowers, greenhouse		○	○	○	●	●			●	○	FLUORA®
Department stores, supermarkets	●	○	●		○	●		○	●		
Public buildings											
Restaurants, bars, hotels					●		●	●		●	
Theaters, concert halls, foyers										●	
Event rooms											
Exhibition halls and trade fairs	●				●			●			
Sports halls and multi-purpose halls	●				●		●	●			
Art galleries, museums		○		●	○	●			●		
Hospitals and surgeries											
Consulting and treatment rooms	●	○	●	●		●					
Hospital wards, waiting rooms	●		●			●			●		
Homes											
Living rooms										●	
Kitchens, bathrooms, hobby rooms, cellars		●			●				●	●	
Outdoor lighting, streets, paths, pedestrian zones					●			●			

● Recommended
○ Optional as required

LIGHT COLORS AND COLOR RENDERING PROPERTIES OF FLUORESCENT LAMPS ACCORDING TO EN 12464-1

Kelvin	Name	R_a 60…69	R_a 70…79	R_a 80…89	R_a 90…99
2,700 K	INTERNA®			827	
3,000 K	Warm White			830	930
3,500 K	White			835	
4,000 K	Cool White	640		840	940
5,400 K	Daylight				954/950
6,500 K	Cool Daylight		765	865	965
8,000 K	SKYWHITE®			880	

TYPE DESIGNATION

International color code:
The first digit stands for color rendering
9 = color rendering R_a 90 to 100
8 = color rendering R_a 80 to 89
7 = color rendering R_a 70 to 79
6 = color rendering R_a 60 to 69

The next digits stand for the light color/ color temperature, e.g. for LUMILUX®
27 = LUMILUX INTERNA® (2,700 K)
30 = LUMILUX® Warm White (3,000 K)
35 = LUMILUX® White (3,500 K)
40 = LUMILUX® Cool White (4,000 K)
54 = LUMILUX® Daylight (5,400 K)
65 = LUMILUX® Cool Daylight (6,500 K)
80 = LUMILUX SKYWHITE® (8,000 K)

"OLD" LIGHT COLOR CODES IN OUR RANGE

Old		New	Ra	K
10	Cool Daylight	765	70…79	6500
11	Cool Daylight	865	80…89	6500
12	Daylight	954	90…99	5400
20	Cool White	640	60…69	4000
21	Cool White	840	80…89	4000
22	Cool White	940	90…99	4000
26	White	835	80…89	3500
31	Warm White	830	80…89	3000
32	Warm White	930	90…99	3000
41	INTERNA®	827	80…89	2700

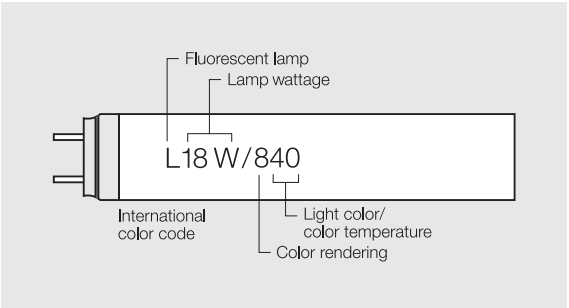

OSRAM

LIGHT COLORS

THE LUMILUX® LAMPS

In combination with OSRAM ECGs, LUMILUX® fluorescent lamps offer very high efficiency and long reliable life. They are also perfect for combining with daylight dimmer systems and motion sensors. This leads to even greater energy savings.

LUMILUX®

Color 880 LUMILUX SKYWHITE®
Color 865 LUMILUX® Cool Daylight
Color 840 LUMILUX® Cool White
Color 835 LUMILUX® White
Color 830 LUMILUX® Warm White
Color 827 LUMILUX INTERNA®

LUMILUX® colors combine good color rendering and high luminous efficacy in a single lamp.
Major benefits:

- Luminous efficacy of up to 116 lm/W (T5 HE ES)
- Good color rendering according to EN 12464 (R_a: 80…89)

For LUMILUX® light colors, it is best to use electronic control gears as this is the best way to make economic use of the minimal drop in luminous flux. This also applies to LUMILUX® DE LUXE.

LUMILUX® T5 HO, HE (including ES, XT, SPS, CHIP control® and NATURA®) and FC® lamps can only be operated on ECGs.
Color 880 SKYWHITE® contains an increased blue component which is particularly energizing. Ideal for offices and public buildings.

LUMILUX® DE LUXE

Color 965 LUMILUX® DE LUXE Cool Daylight
Color 954 LUMILUX® DE LUXE Daylight
Color 940 LUMILUX® DE LUXE Cool White
Color 930 LUMILUX® DE LUXE Warm White

The LUMILUX® DE LUXE light colors meet the highest demands with regard to very good color rendering (R_a: 90…99) and offer good luminous efficacy at the same time.
The daylight color 954 is ideal for print shops, dental surgeries, dental laboratories, slide presentations and clothing stores.

Special light colors

The red component of 76 OSRAM NATURA® is closely matched to other color components. This results in natural color rendering and makes items such as meat, sausages, delicatessen products, vegetables and flowers appear fresh and natural, without being unduly “beautified”.

77 FLUORA® has been specially designed for plants and aquariums. Its light has an emphasis at the blue and red ends of the spectrum. It is therefore particularly good at promoting photobiological processes. The result is healthier plants.

965 BIOLUX®
Because of its spectral distribution, the light from OSRAM BIOLUX® lamps is also excellent for raising small animals (birds, fish, reptiles etc.).

Colors 60 Red, 66 Green and 67 Blue are ideal for creating decorative effects and special moods. 62 Yellow contains only a very small proportion of UV-A radiation. This light color is therefore suitable for clean-room production facilities, chip fabrication and lighting with minimal UV.

For spectral power distributions, see pages 8.51 and 8.52.

COLOR proof
For museums and art galleries, dental laboratories, graphic workshops, photographic laboratories, and industrial testing and color matching facilities, light color 950 offers optimum color characteristics. It has a color rendering index of R_a=98 at a color temperature of 5,300 K.

TECHNICAL DATA

HOW FLUORESCENT LAMPS WORK

Fluorescent lamps are low-pressure gas discharge lamps. The glass tube is filled with an inert gas at low pressure and a small quantity of mercury. The glass wall is coated with a phosphor. At the ends of the glass tube are pasted electrodes. When an electrical charge is passed between them, the mercury vapor emits UV radiation. When the UV radiation hits the phosphor, the phosphor emits visible light. The color can be varied for different applications by selecting different phosphor mixes.

LUMINOUS FLUX AND POWER CONSUMPTION ACCORDING TO IEC 60081 AND EN 50285

The minimum luminous flux of a single lamp is 92 % of the rated luminous flux at 25 °C; the average is 95 % of the rated luminous flux.

B10: B10 is defined as the time when 10 % of the lamps have failed (in standardized operation).

B50: Average life (B50) is defined as the time when 50 % of the lamps have failed (in standardized operation).

Service lifetime: Service lifetime is the mathematical lifetime (maintenance multiplied with the % of failed lamps, e.g. B10) for lamps in an installation after which the installation luminous flux (100 h value) for indoor lighting decreased with 20 % (decrease in luminous flux and failed lamps).

Lamp life. The average life and service life of LUMILUX® fluorescent lamps are listed in the table below. Operating the lamps above or below their rated power will reduce their service life.

Burning position. Universal for 26 and 38 mm diameters. When T5 HE and T5 HO lamps are installed in the vertical burning positions, the stamp must be at the bottom; when T5 FC® lamps are installed in the vertical position, the 2GX13 base must be at the bottom. In multi-lamp luminaires, T5 HE or T5 HO lamps must be positioned with the stamps next to one another. The recommended minimum spacing between two T5 lamps is 32 mm for optimum operation (maintenance of the luminous flux/temperature curve).

LAMP LIFE IN ACCORDANCE WITH IEC 60081

(IEC switching cycle 165 min on, 15 min off)	T8 LUMILUX® special length	T8 LUMILUX® standard length*	T8 LLX DE LUXE	T5 HE	T5 HO
Service life on preheat ECG	16,000	18,000	16,000	19,000	19,000
Average life on preheat ECG	20,000	20,000	20,000	24,000	24,000

(IEC switching cycle 165 min on, 15 min off)	T5 FC LUMILUX®	T5 LLX DE LUXE
Service life on preheat ECG	8,000	19,000
Average life on preheat ECG	12,000	24,000

* (18 W, 36 W, 58 W and ES 16 W, 32 W and 51 W) Service life is defined as the time when 80 % of the system luminous flux (relative to the 100 h value) is available.

LUMINOUS FLUXES OF T5 FLUORESCENT LAMPS (16 MM), HE AND HO FLUORESCENT LAMPS

	880	865	840	830	827
HE 14W	1150	1300	1350	1350	1350
HE 21W	1850	2000	2100	2100	2100
HE 28W	2690	2750	2900	2900	2900
HE 35W	3450	3500	3650	3650	3650
HE 25W ES	–	2750	2900	2900	2900
HE 32W ES	–	3500	3650	3650	3650
HO 24W	1750	1900	2000	2000	2000
HO 39W	3150	3325	3500	3500	3500
HO 49W	4610	4600	4900	4900	4900
HO 54W	4500	4750	5000	5000	5000
HO 80W	6400	6650	7000	7000	7000
HO 20W ES	–	1900	2000	2000	2000
HO 34W ES	–	3325	3500	3500	3500
HO 45W ES	–	4600	4900	4900	4900
HO 50W ES	–	4750	5000	5000	5000
HO 73W ES	–	6650	7000	7000	7000

All values for HE and HO at 35 °C

As with all fluorescent lamps, the luminaire efficiency of T5 (16 mm) lamps is calculated at an ambient temperature of 25 °C. In other words, the luminous flux of the lamp measured at 25 °C and the luminous flux of the luminaire measured at 25 °C are used as the basis for calculating the luminaire efficiency. Note that if measurements are taken with gonio-photometers with moving lamps, the high-speed air currents may cause the cool spot to shift from the stamp end of the lamp. Before the illuminance levels from T5 HE, T5 HO and especially FC® lamps are measured in lighting systems, these lamps must be allowed to stabilize for at least 100 hours. If two lamps are to be operated next to one another, make sure that the stamped ends are on the same side so that the cold spot is not heated.

TEMPERATURE DEPENDENCE

As with fluorescent lamps in general, the rated luminous flux for T5 HE and TE HO fluorescent lamps is specified at 25 °C, and T5 HE and T5 HO achieve their maximum luminous flux at temperatures between 34 and 38 °C. One of the advantages of T5 lamps is therefore an increased luminaire efficiency. T5 FC® circular fluorescent lamps achieve their maximum luminous flux between 25 and 30 °C.

Control gear. In order to operate, each lamp needs a control gear appropriate to its wattage. The control gear not only starts the lamp but also limits the current in the discharge phase. Please note: Fluorescent lamps are guaranteed only if they are operated with approved control gears or with control gears declared to be suitable. Control gears must comply with EN standards. Modern control gears, such as QUICKTRONIC®, enable energy-saving fluorescent lamps to be operated with optimum economy and lighting comfort, see Section 15. Control gears for sale in the European Union must carry the ENEC mark (tested according to IEC 60081). This safeguards the warranty for the lamps under normal conditions.

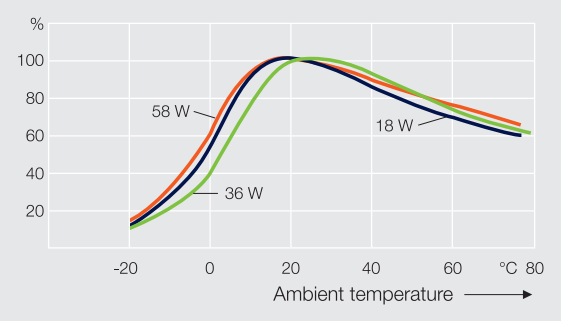

Circuits. See circuit diagrams on page 8.50 and Section 15.

Power supply. Generally 230 V AC. The permissible voltage fluctuations for AC voltage is ±10 %, i.e. 207 V to 253 V. Electronic control gears are considerably less affected by fluctuations in the supply voltage than conventional control gears.
DC operation for emergency lighting systems in accordance with DIN EN 50172 is indicated in the specifications for the electronic control gears.

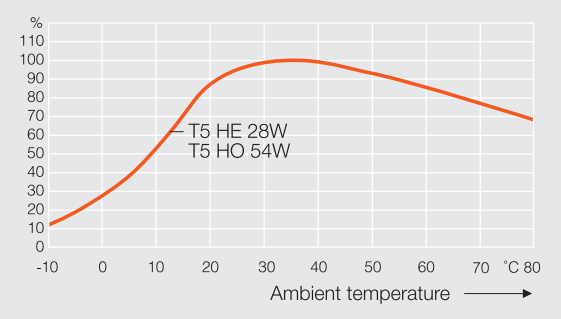

Accessories. Control gears and holders are available from electrical suppliers. OSRAM compact fluorescent lamps and fluorescent lamps are cadmium-free.

Fluorescent lamp	⌀	Rated lamp current (CCG operation) uncompensated	Lamp voltage UL after ignition (±10 %)	Resistance/ impedance Z (on CCG)	Preheating current IEC 60081	Luminance LF 840, 830, 827
(Wattage)	(mm)	(A)	(V)	(Ω)	(mA) [4]	(cd/cm²)
4	16	0.17	29	700	205	0.85
6	16	0.16	42	700	205	0.95
8	16	0.145	56	700	205	0.9
10	26	0.17	64	375	220	–
13	16	0.165	95	1070	225	0.8
15	26	0.33	55	165	440	1.0
16	26	0.20	90	450	260	0.8
18	26	0.37	57	155	550	1.0
18/… U	26	0.37	60	165	550	–
20/… SA	38	0.37	57	270	550	–
22 C	29	0.37	62	165	600	–
30	26	0.365	96	265	550	1.2
32 C	29	0.425	81	190	675	0.9
36	26	0.43	103	240	650	1.2
36/… U	26	0.43	108	250	350	–
36-1	26	0.556	81	145	730	1.3
38 [3]	26	0.43	104	240	650	–
40 C	29	0.415	108	260	630	–
40/… SA	38	0.43	103	390	650	–
58	26	0.67	110	165	1000	1.5
58/… U	26	0.67	115	170	1000	–
65/… SA	38	0.67	110	240	1000	–

Fluorescent lamp	⌀	Compensation capacitor [1] Power factor ≈1 for CCG operation	Seriescapacitor for CCG Lead-lag circuit [2]
(Wattage)	(mm)	(µF)	(µF/Vc)
4	16	2.0	–
6	16	2.0	–
8	16	2.0	–
10	26	2.0	–
13	16	2.0	–
15	26	4.5	–
16	26	2.5	–
18	26	4.5	2.7/480
18/… U	26	–	–
20/… SA	38	–	–
22 C	29	5.0	3.0/480
30	26	4.5	2.9/450
32 C	29	5.0	3.4/450
36	26	4.5	3.4/450
36/… U	26	–	–
36-1	26	6.0	4.3/480
38 [3]	26	4.5	3.4/450
40 C	29	–	–
40/… SA	38	–	–
58	26	7.0	5.3/450
58/… U	26	–	–
65/… SA	38	–	–

[1] For parallel compensation in circuits 1 and 2 see page 8.50
[2] Lead-lag circuit as per circuit diagram 3 on page 8.50
[3] With 40 W control gear
[4] Preheating currents are maximum values for a preheat time of 2 s

For information on ECGs, see Section 15 (EVGs)

Fluorescent lamp	⌀	Rated lamp current (ECG operation)[1]	Lamp voltage UL after ignition[1]	System wattage with control gear	Pre-heating current IEC 60081	Luminance
	(mm)	(mA)	(V)	(W)	(mA)	(cd/cm²)
14 (HE)	16	165	86	16.0[4]	210	1.7
21 (HE)	16	165	126	24,0[4]	210	1.7
28 (HE), SPS, CHIP control®	16	170	166	32.0[4]	210	1.7
35 (HE)	16	175	205	39.0[4]	210	1.7
13 (HE) ES	16	185	69	15.0[4]	210	1.7
19 (HE) ES	16	185	104	22.0[4]	210	1.7
25 (HE) ES	16	180	143	29.0[4]	210	1.7
32 (HE) ES	16	175	184	36.0[4]	210	1.7
24 (HO)	16	295	77	26.0[4]	440	2.5
39 (HO)	16	325	118	41.0[4]	440	2.8
49 (HO) und 49 (HO) XT	16	255	195	53.0[4]	330	2.3
54 (HO), 54 (HO) XT, SPS, CHIP control®	16	455	120	58.0[4]	720	2.9
80 (HO) and 80 (HO) XT	16	530	152	85.0[4]	765	3.2
20 (HO) ES	16	300	64	23.0[4]	440	2.5
34 (HO) ES	16	340	99	37.0[4]	440	2.8
45 (HO) ES	16	265	169	45.0[4]	330	2.3
50 (HO) ES	16	485	101	54.0[4]	720	3.0
73 /HO) ES	16	555	133	79.0[4]	765	3.3
22 (FC)	16	0.30	70	25.0[5]	440	1.7
40 (FC)	16	0.32	126	43.0[5]	440	2.1
55 (FC)	16	0.55	101	59.0[5]	765	2.6
6 (FM)	7	0.10	51	7.5[2]	120[4]	2.5
8 (FM)	7	0.10	79	11.0[2]	120[4]	2.5
11 (FM)	7	0.10	110	13.0[3]	120[4]	2.5
13 (FM)	7	0.10	136	16.0[3]	120[4]	2.5

[1] Values at 25 °C on the reference control gear
[2] For system wattage with QT-ECO FM 1x6-8/220-240, see Section 15
[3] For system wattage with QT-ECO FM 1x11-13/220-240, see Section 15
[4] System wattage on QTi GII
[5] System wattage on QTP-M or QTP-FC

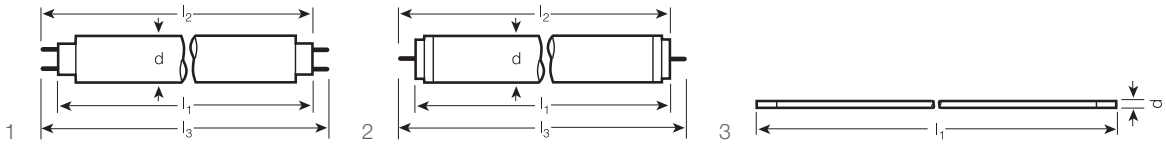

TUBULAR FLUORESCENT LAMPS

W		l_1 [mm]	l_2 [mm]	l_3 [mm]	Ø IEC d [mm]	No.
7, 16, 26 and 38 mm ∅, G5 base, G13 base, W4.3x8.5d base						
6 (FM)	W4.3x8.5d	218.3 ±1.0	–	–	max. 7	3
8 (FM)	W4.3x8.5d	319.9 ±1.0	–	–	max. 7	3
11 (FM)	W4.3x8.5d	421.5 ±1.0	–	–	max. 7	3
13 (FM)	W4.3x8.5d	523.1 ±1.0	–	–	max. 7	3
4	G5	135.9	141.8 ±1.2	150.1	max. 16	1
6	G5	212.1	218 ±1.2	226.3	max. 16	1
8	G5	288.3	294.2 ±1.2	302.5	max. 16	1
13	G5	516.9	522.8 ±1.2	531.1	max. 16	1
14 (HE)	G5	549	554.9 ±1.2	563.2	max. 17	1
21 (HE)	G5	849	854.9 ±1.2	863.2	max. 17	1
24 (HO)	G5	549	554.9 ±1.2	563.2	max. 17	1
28 (HE), 25 (ES)	G5	1149	1154.9 ±1.2	1163.2	max. 17	1
35 (HE), 32 (ES)	G5	1449	1454.9 ±1.2	1463.2	max. 17	1
39 (HO)	G5	849	854.9 ±1.2	863.2	max. 17	1
49 (HO), 49 (HO) XT und 45 (HO) ES	G5	1449	1454.9 ±1.2	1463.2	max. 17	1
54 (HO), 54 (HO) XT und 50 (HO) ES	G5	1149	1154.9 ±1.2	1163.2	max. 17	1
80 (HO), 80 (HO) XT und 73 (HO) ES	G5	1449	1454.9 ±1.2	1463.2	max. 17	1
10	G13	470	475.9 ±1.2	484.2	max. 28	1
15	G13	437.4	443.3 ±1.2	451.6	max. 28	1
16	G13	720	725.9 ±1.2	734.2	max. 28	1
18, 16 (ES)	G13	589.8	595.7 ±1.2	604	max. 28	1
23	G13	970	975.9 ±1.2	984.2	max. 28	1
30	G13	894.6	900.5 ±1.2	908.8	max. 28	1
36, 32 (ES)	G13	1199.4	1205.3 ±1.2	1213.6	max. 28	1
36-1	G13	970	975.9 ±1.2	984.2	max. 28	1
38	G13	1047	1052.8 ±1.2	1061.2	max. 28	1
58, 51 (ES)	G13	1500	1505.9 ±1.2	1514.2	max. 28	1
70	G13	1763.8	1769.7 ±1.2	1778	max. 28	1
20/… SA	G13	589.8	595.7 ±1.2	604	max. 40.5	1
40/… SA	G13	1199.4	1205.3 ±1.2	1213.6	max. 40.5	1
65/… SA	G13	1500	1505.9 ±1.2	1514.2	max. 40.5	1
80	G13	1500	1505.9 ±1.2	1514.2	max. 40.5	1
100	G13	1763.8	1769.7 ±1.2	1778	max. 40.5	1

Dimensions for circular and U-shaped fluorescent lamps with tolerances

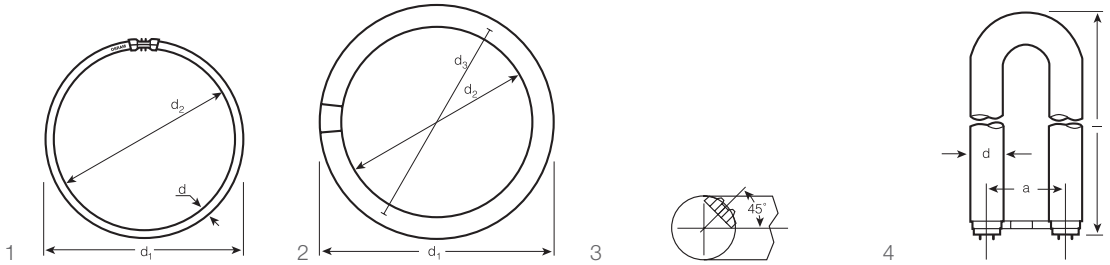

CIRCULAR T5 FC® FLUORESCENT LAMPS WITH 16 MM TUBE DIAMETER

W		Ø d1 max. [mm]	Ø d2 max. [mm]	Ø TUBE d [mm]	No.
2GX13 base					
22	2GX13	225 ±5	192 ±5	16,0	1
40	2GX13	299 ±6	266 ±6	16,0	1
55	2GX13	299 ±6	266 ±6	16,0	1

RING-SHAPED FLUORESCENT LAMPS

W		Ø d1 max. [mm]	Ø d2 max. [mm]	Ø d3 max. [mm]	Ø TUBE d [mm]	No.
G10q base						
22	G10q	215,9	155,6	157,2	29 ±2	2, 3
32	G10q	304,8	246,1	246,1	29 ±2	2, 3
40	G10q	406,4	347,7	347,7	29 ±2	2, 3

U-SHAPED FLUORESCENT LAMPS

W		l [mm]	a [mm]	Ø d [mm]	No.
2G13-92 base					
18 U	2G13-92	310	92,0 ±2	26 ±1	4
36 U	2G13-92	607	92,0 ±2	26 ±1	4
58 U	2G13-92	765	92,0 ±2	26 ±1	4

CIRCUIT DIAGRAMS FOR FLUORESCENT LAMPS – BASES

Circuit diagrams, starter operation

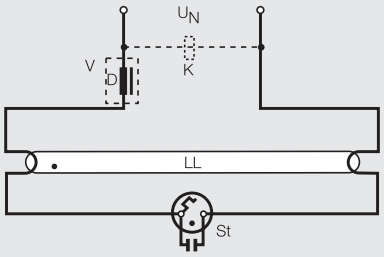

Fig. 1
Single lamp

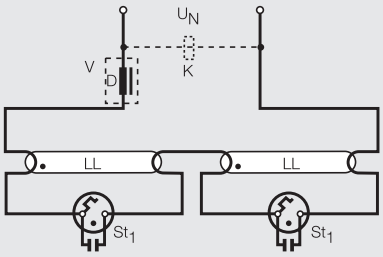

Fig. 2
Series circuit for two lamps
4 W, 6 W, 8 W, 15 W, 18 W, 20 W and 22 W on 220 V_{AC} only with starters ST 151 + ST 172 (see page 8.39)

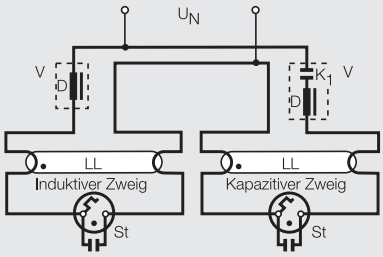

Fig. 3
Lead-lag circuit

Starterless Operation

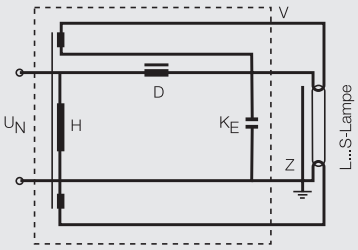

Fig. 4
Quick-start circuit, inductive

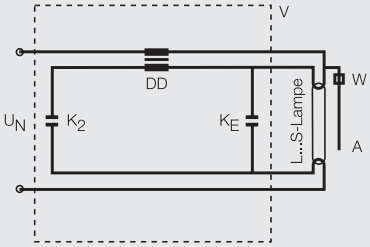

Fig. 5
Semi-resonant circuit

A = External starting strip
D = Choke
DD = Double choke
H = Heating transformer
K = Compensation capacitor (if required)
K_1 = Series capacitor
K_2 = Capacitor
K_E = Radio interference capacitor 10 nF
LL = Fluorescent lamp
St = Starter
St_1 = Starter[1]
U_N = Line voltage
V = Control gear
W = High ohmic resistor (built into lamp base)
Z = Capacitor starting aid

[1] Prolonged ignition times, especially at low voltage, can be shortened by rotating one of the starters through 180°

Bases IEC/EN 60061-1

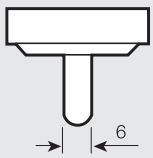

Fa6
Sheet 7004-55

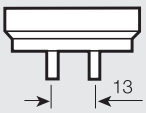

G13
Sheet 7004-51

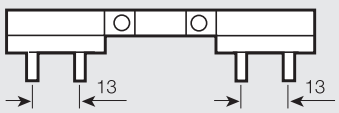

2G13
Sheet 7004-33

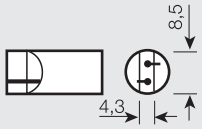

W4.3x8.5d
Sheet 7004-115

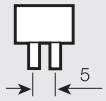

G5
Sheet 7004-52

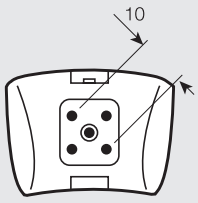

G10q
Sheet 7004-54

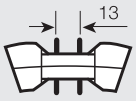

2GX13
Sheet 7004-125

SPECTRAL POWER DISTRIBUTION OF FLUORESCENT LAMPS (WHITE LIGHT)

Visible range from 380 to 780 nm, relative spectral emission per 5 nm.

Basic

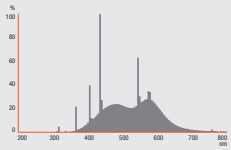

Light color 765
Basic Cool Daylight

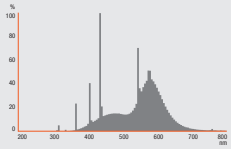

Light color 640
Basic Cool White

LUMILUX®

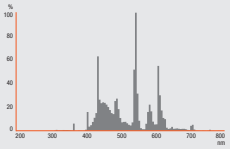

Light color 880
LUMILUX SKYWHITE®

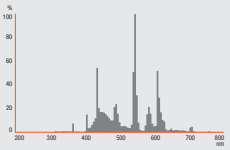

Light color 865
LUMILUX® Cool Daylight

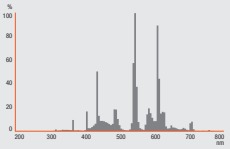

Light color 840
LUMILUX® Cool White

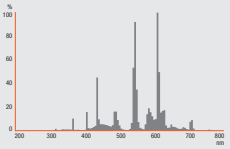

Light color 835
LUMILUX® White

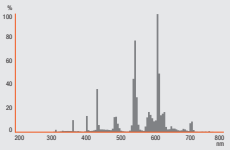

Light color 830
LUMILUX® Warm White

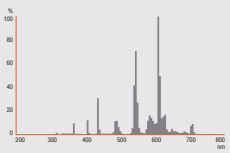

Light color 827
LUMILUX INTERNA®

LUMILUX® DE LUXE

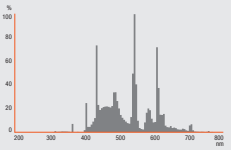

Light color 965
LUMILUX® DE LUXE
Cool Daylight

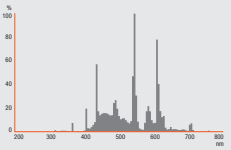

Light color 954
LUMILUX® DE LUXE
Daylight

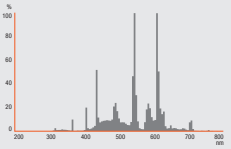

Light color 940
LUMILUX® DE LUXE
Cool White

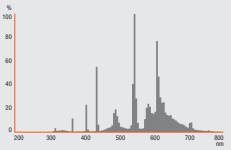

Light color 930
LUMILUX® DE LUXE
Warm White

SPECTRAL POWER DISTRIBUTION OF FLUORESCENT LAMPS (COLOR PROOF)

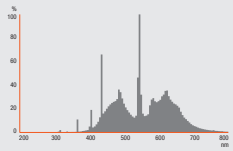

Light color 950
COLOR proof

SPECTRAL POWER DISTRIBUTION OF FLUORESCENT LAMPS (OTHER COLORS)

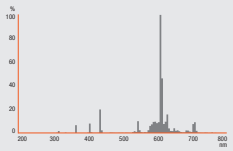

Light color 60
Red

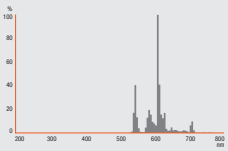

Light color 62
Yellow

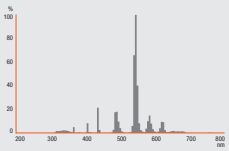

Light color 66
Green

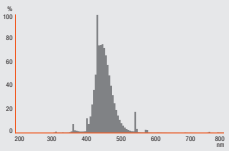

Light color 67
Blue

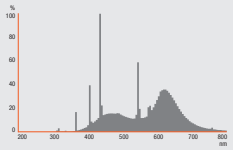

Light color 76
NATURA®

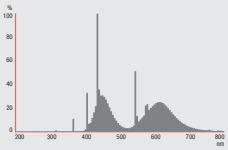

Light color 77
FLUORA®

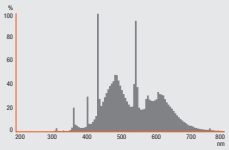

Light color
BIOLUX®


MEXX
METROPOLITAN

DISCHARGE LAMPS

CONTENT

POWERBALL HCI-T	9.02
POWERBALL HCI-T Excellence	9.03
POWERBALL HCI-T Shoplight	9.04
POWERBALL HCI-TC	9.05
POWERBALL HCI-TC Excellence	9.06
POWERBALL HCI-TC Shoplight	9.07
POWERBALL HCI-TS	9.08
POWERBALL HCI-TS Excellence	9.09
POWERBALL HCI-TF	9.10
POWERBALL HCI-E/P	9.11
POWERBALL HCI-TT SUPER 4Y	9.12
POWERBALL HCI-TT	9.13
POWERBALL HCI-ET SUPER 4Y	9.14
POWERBALL HCI-PAR30	9.15
POWERSTAR HQI-R	9.16
POWERSTAR HQI-T G12	9.17
POWERSTAR HQI-TS EXCELLENCE	9.18
POWERSTAR HQI-TS	9.19
POWERSTAR HQI-T 1000…2000 W	9.22
POWERSTAR HQI-T	9.23
POWERSTAR HQI-E clear	9.24
POWERSTAR HQI-E coated	9.25
VIALOX NAV-E SUPER XT	9.26
VIALOX NAV-E SUPER 4Y	9.27
VIALOX NAV-E	9.28
VIALOX NAV-E/I	9.29
VIALOX NAV-E Plug-in	9.30
VIALOX NAV-T SUPER XT	9.31
VIALOX NAV-T SUPER 4Y	9.32
VIALOX NAV-T	9.33
VIALOX NAV-TS SUPER 4Y	9.34
VIALOX NAV-TS	9.35
PLANTASTAR-T	9.36
PLANTASTAR-TS	9.37
Technical data	9.38
Operating instructions	9.50
Circuit diagrams	9.53
Burning positions – Bases	9.54



OSRAM

POWERBALL HCI-T

Metal halide lamps with ceramic technology for enclosed luminaires



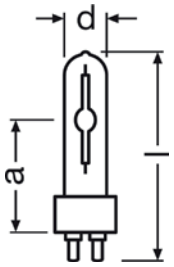

	Product name	GTIN (EAN)	W	lm		Ø d [mm]	l [mm]	LCL a [mm]		
	HCI-T 35 W/942 NDL PB	4008321681898	35	3400[1]	G12	20	100	56	A+	12
	HCI-T 35 W/830 WDL PB	4008321681850	35	3700[1]	G12	20	100	56	A+	12
	HCI-T 70 W/942 NDL PB	4008321678522	70	6800[1]	G12	20	100	56	A+	12
	HCI-T 70 W/830 WDL PB	4008321678430	70	7400[1]	G12	20	100	56	A+	12
	HCI-T 100 W/942 NDL PB	4008321682987	100	10500[1]	G12	20	105	56	A+	12
	HCI-T 100 W/830 WDL PB	4008321682963	100	11300[1]	G12	20	105	56	A+	12
NEW	HCI-T 150 W/942 NDL PB	4052899372399	150	16200	G12	20	105	56	A+	12
NEW	HCI-T 150 W/930 WDL PB	4052899372375	150	17500	G12	20	105	56	A+	12

[1] In operation with electronic control gear with 70…400 Hz square-wave current.Operation with magnetic ballast can be less efficient

PRODUCT FEATURES

- POWERBALL ceramic technology
- Light colors: warm white (830 WDL, 930 WDL), neutral white (942 NDL)
- Average lifetime: 15,000 h (ECG with 70…400 Hz square-wave current)
- Average lifetime 150 W version: 20,000 h (ECG with 70...400 Hz square-wave current)
- Average lifetime: 12,000 h (with magnetic control gear)

PRODUCT BENEFITS

- Very high efficiency
- Good to excellent color rendering
- Very good color stability
- UV values significantly below the maximum permitted thresholds to IEC 61167 thanks to UV filter

AREAS OF APPLICATION

- Shop interiors, shop windows
- Shopping arcades
- Foyers, reception areas
- Museums, exhibitions
- Exhibition halls and trade fairs
- Factories and workshops
- Approved only for use in enclosed luminaires
- Outdoor applications only in suitable luminaires

SYSTEM GUARANTEE

When operated with OSRAM POWERTRONIC control gear, an extended system guarantee is granted for these lamps

REFERENCES / LINKS

For more information on the system guarantee and the terms and conditions of the guarantee visit www.ledvance.com/system-guarantee

POWERBALL HCI-T Excellence

Metal halide lamps with ceramic technology for enclosed luminaires



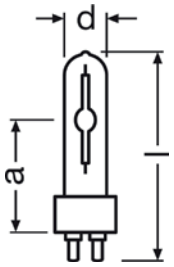

	Product name	GTIN (EAN)	W	lm		Ø d [mm]	l [mm]	LCL a [mm]		
NEW	HCI-T 35 W/942 NDL PB Excellence	4052899265172	35	4000	G12	20	100	56	A+	12
NEW	HCI-T 35 W/930 WDL PB Excellence	4052899238640	35	4200[1]	G12	20	100	56	A+	12
NEW	HCI-T 50 W/930 WDL PB Excellence	4052899238763	50	5500	G12	20	100	56	A+	12
	HCI-T 70 W/942 NDL PB Excellence	4052899265080	70	7800	G12	20	100	56	A+	12
NEW	HCI-T 70 W/930 WDL PB Excellence	4052899238725	70	8500[1]	G12	20	100	56	A+	12

[1] In operation with electronic control gear with 70…400 Hz square-wave current.Operation with magnetic ballast can be less efficient

PRODUCT FEATURES

- POWERBALL ceramic technology
- Light colors: warm white (930 WDL), neutral white (942 NDL)
- Color rendering index R_a: ≥ 90
- Average lifetime: 20,000 h (operation with ECG with 70…400 Hz square-wave current)
- Average lifetime: 15,000 h (with magnetic control gear)
- HCI-T 50 W, HCI-T 35W/942 NDL and 70W/942 NDL only for operation with ECG with 70…400 Hz square-wave current

AREAS OF APPLICATION

- Shop interiors, shop windows
- Shopping arcades
- Foyers, reception areas
- Museums, exhibitions
- Exhibition halls and trade fairs
- Factories and workshops
- Approved only for use in enclosed luminaires
- Outdoor applications only in suitable luminaires

PRODUCT BENEFITS

- Very high efficiency
- Excellent color rendering
- Very long lifetime
- Very good color stability
- UV values significantly below the maximum permitted thresholds to IEC 61167 thanks to UV filter

POWERBALL HCI-T Shoplight

Metal halide lamps with ceramic technology for enclosed luminaires



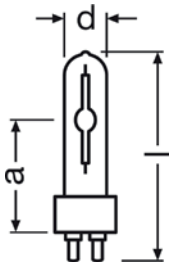

Product name	GTIN (EAN)	W	lm	–	⌀ d [mm]	l [mm]	LCL a [mm]		
HCI-T 35 W/930 WDL PB Shoplight	4008321681874	35	3100[1]	G12	20	100	56	A	12
HCI-T 70 W/930 WDL PB Shoplight	4008321678508	70	6800[1]	G12	20	100	56	A+	12

[1] In operation with electronic control gear with 70…400 Hz square-wave current.Operation with magnetic ballast can be less efficient

PRODUCT FEATURES

- POWERBALL ceramic technology
- Light color: warm white (930 WDL)
- Average lifetime: 15,000 h (operation with ECG with 70…400 Hz square-wave current)
- Average lifetime: 12,000 h (with magnetic control gear)
- Color rendering index R_a: ≥ 93

PRODUCT BENEFITS

- Excellent color rendering
- Excellent rendering of red tones
- Very good color stability
- High efficiency
- UV values significantly below the maximum permitted thresholds to IEC 61167 thanks to UV filter

AREAS OF APPLICATION

- Shop interiors, shop windows
- Museums, exhibitions
- Accent lighting
- Approved only for use in enclosed luminaires
- Outdoor applications only in suitable luminaires

SYSTEM GUARANTEE

When operated with OSRAM POWERTRONIC control gear, an extended system guarantee is granted for these lamps

REFERENCES / LINKS

For more information on the system guarantee and the terms and conditions of the guarantee visit www.ledvance.com/system-guarantee

POWERBALL HCI-TC

Metal halide lamps with ceramic technology for enclosed luminaires



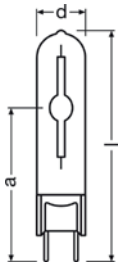

Product name	GTIN (EAN)	W	lm		Ø d [mm]	l [mm]	LCL a [mm]		
HCI-TC 20 W/830 WDL PB	4008321683007	20	1700	G8.5	15	81	52	A	12
HCI-TC 35 W/942 NDL PB	4008321682031	35	3500[1]	G8.5	15	81	52	A+	12
HCI-TC 35 W/830 WDL PB	4008321681997	35	3700[1]	G8.5	15	81	52	A+	12
HCI-TC 70 W/942 NDL PB	4008321681836	70	6800[1]	G8.5	15	81	52	A+	12
HCI-TC 70 W/830 WDL PB	4008321681799	70	7200[1]	G8.5	15	81	52	A+	12

[1] In operation with electronic control gear with 70…400 Hz square-wave current.Operation with magnetic ballast can be less efficient

PRODUCT FEATURES

- POWERBALL ceramic technology
- Light colors: warm white (830 WDL), neutral white (942 NDL)
- Average lifetime: 15,000 h (operation with ECG with 70…400 Hz square-wave current)
- Average lifetime: 12,000 h (with magnetic control gear)
- HCI-TC 20 W, HCI-TC 50 W only for operation with ECG with 70…400 Hz square-wave current

PRODUCT BENEFITS

- Very high efficiency
- Good to excellent color rendering
- Very good color stability
- UV values significantly below the maximum permitted thresholds to IEC 61167 thanks to UV filter

AREAS OF APPLICATION

- Shop interiors, shop windows
- Shopping arcades
- Foyers, reception areas
- Museums, exhibitions
- Accent lighting
- Decorative lighting
- Approved only for use in enclosed luminaires
- Outdoor applications only in suitable luminaires

SYSTEM GUARANTEE

When operated with OSRAM POWERTRONIC control gear, an extended system guarantee is granted for these lamps

REFERENCES / LINKS

For more information on the system guarantee and the terms and conditions of the guarantee visit www.ledvance.com/system-guarantee

POWERBALL HCI-TC Excellence

Metal halide lamps with ceramic technology for enclosed luminaires



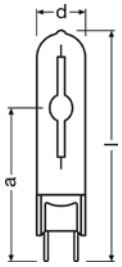

	Product name	GTIN (EAN)	W	lm		Ø d [mm]	l [mm]	LCL a [mm]		
NEW	HCI-TC 35 W/942 NDL PB Excellence	4052899265196	35	4000	G8.5	15	81	52	A+	12
NEW	HCI-TC 35 W/930 WDL PB Excellence	4052899238664	35	4200[1]	G8.5	15	81	52	A+	12
NEW	HCI-TC 50 W/930 WDL PB Excellence	4052899238787	50	5400	G8.5	15	81	52	A+	12
	HCI-TC 70 W/942 NDL PB Excellence	4052899265103	70	7700	G8.5	15	81	52	A+	12
NEW	HCI-TC 70 W/930 WDL PB Excellence	4052899238749	70	8300[1]	G8.5	15	81	52	A+	12

[1] In operation with electronic control gear with 70…400 Hz square-wave current.Operation with magnetic ballast can be less efficient

PRODUCT FEATURES

- POWERBALL ceramic technology
- Light colors: warm white (930 WDL), neutral white (942 NDL)
- Color rendering index R_a: ≥ 90
- Average lifetime: 20,000 h (operation with ECG with 70…400 Hz square-wave current)
- Average lifetime: 15,000 h (with magnetic control gear)
- HCI-TC 50 W, HCI-TC 35W/942 NDL and 70W/942 NDL only for operation with ECG with 70…400 Hz square-wave current

PRODUCT BENEFITS

- Very high efficiency
- Excellent color rendering
- Very long lifetime
- Very good color stability
- UV values significantly below the maximum permitted thresholds to IEC 61167 thanks to UV filter

AREAS OF APPLICATION

- Shop interiors, shop windows
- Shopping arcades
- Foyers, reception areas
- Museums, exhibitions
- Accent lighting
- Decorative lighting
- Approved only for use in enclosed luminaires
- Outdoor applications only in suitable luminaires

POWERBALL HCI-TC Shoplight

Metal halide lamps with ceramic technology for enclosed luminaires



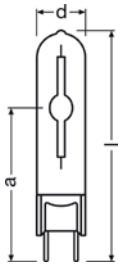

Product name	GTIN (EAN)	W	lm	NN	Ø d [mm]	l [mm]	LCL a [mm]		
HCI-TC 35 W/930 WDL PB Shoplight	4008321682017	35	3100[1]	G8.5	15	81	52	A	12
HCI-TC 70 W/930 WDL PB Shoplight	4008321681812	70	6800[1]	G8.5	15	81	52	A+	12

[1] In operation with electronic control gear with 70…400 Hz square-wave current.Operation with magnetic ballast can be less efficient

PRODUCT FEATURES

- POWERBALL ceramic technology
- Light color: warm white (930 WDL)
- Average lifetime: 15,000 h (operation with ECG with 70…400 Hz square-wave current)
- Average lifetime: 12,000 h (with magnetic control gear)
- Color rendering index R_a: ≥ 93

PRODUCT BENEFITS

- Excellent color rendering
- Excellent rendering of red tones
- Very good color stability
- High efficiency
- UV values significantly below the maximum permitted thresholds to IEC 61167 thanks to UV filter

AREAS OF APPLICATION

- Shop interiors, shop windows
- Museums, exhibitions
- Accent lighting
- Decorative lighting
- Approved only for use in enclosed luminaires
- Outdoor applications only in suitable luminaires

SYSTEM GUARANTEE

When operated with OSRAM POWERTRONIC control gear, an extended system guarantee is granted for these lamps

REFERENCES / LINKS

For more information on the system guarantee and the terms and conditions of the guarantee visit www.ledvance.com/system-guarantee

POWERBALL HCI-TS

Metal halide lamps with ceramic technology for enclosed luminaires



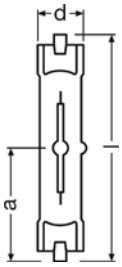

Product name	GTIN (EAN)	W	lm		⌀ d [mm]	l [mm]	LCL a [mm]		
HCI-TS 70 W/942 NDL PB	4008321688361	70	6750	RX7s	20	120	60	A+	12
HCI-TS 70 W/830 WDL PB	4008321688309	70	7000	RX7s	20	120	60	A+	12
HCI-TS 150 W/942 NDL PB	4008321679871	150	14800	RX7s-24	23	138	69	A+	12

PRODUCT FEATURES

- POWERBALL ceramic technology
- Light colors: warm white (830 WDL), neutral white (942 NDL)
- Average lifetime: 15,000 h (operation with ECG with 70…400 Hz square-wave current)
- Average lifetime: 12,000 h (with magnetic control gear)

PRODUCT BENEFITS

- Very high efficiency
- Good to excellent color rendering
- Very good color stability
- UV values significantly below the maximum permitted thresholds to IEC 61167 thanks to UV filter

AREAS OF APPLICATION

- Shopping arcades
- Foyers, reception areas
- Museums, exhibitions
- Exhibition halls and trade fairs
- Factories and workshops
- Buildings, monuments, bridges
- Approved only for use in enclosed luminaires
- Outdoor applications only in suitable luminaires

SYSTEM GUARANTEE

When operated with OSRAM POWERTRONIC control gear, an extended system guarantee is granted for these lamps

REFERENCES / LINKS

For more information on the system guarantee and the terms and conditions of the guarantee visit www.ledvance.com/system-guarantee

POWERBALL HCI-TS Excellence

Metal halide lamps with ceramic technology for enclosed luminaires



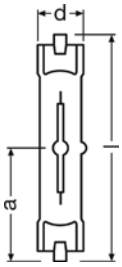

	Product name	GTIN (EAN)	W	lm		Ø d [mm]	l [mm]	LCL a [mm]		
	HCI-TS 70 W/942 NDL PB Excellence	4052899951174	70	7300	RX7s	22	120	60	A+	12
NEW	HCI-TS 70 W/930 WDL PB Excellence	4052899262737	70	8400[1]	RX7s	20	120	60	A+	12

[1] In operation with electronic control gear with 70…400 Hz square-wave current.Operation with magnetic ballast can be less efficient

PRODUCT FEATURES

- POWERBALL ceramic technology
- Light colors: warm white (930 WDL), neutral white (942 NDL)
- Color rendering index R_a: ≥ 90
- Average lifetime: 20,000 h (operation with ECG with 70…400 Hz square-wave current)
- Average lifetime: 15,000 h (with magnetic control gear)

PRODUCT BENEFITS

- Very high efficiency
- Excellent color rendering
- Very long lifetime
- Very good color stability
- UV values significantly below the maximum permitted thresholds to IEC 61167 thanks to UV filter

AREAS OF APPLICATION

- Shopping arcades
- Foyers, reception areas
- Museums, exhibitions
- Exhibition halls and trade fairs
- Factories and workshops
- Buildings, monuments, bridges
- Approved only for use in enclosed luminaires
- Outdoor applications only in suitable luminaires

POWERBALL HCI-TF

Metal halide lamps with ceramic technology for enclosed luminaires



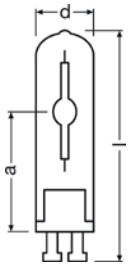

Product name	GTIN (EAN)	W	lm		Ø d [mm]	l [mm]	LCL a [mm]		
HCI-TF 20 W/830 WDL PB	4008321683045	20	1700	GU6.5	13	57	30	A	12
HCI-TF 35 W/930 WDL PB	4008321683021	35	3600	GU6.5	13	57	30	A+	12

PRODUCT FEATURES

- POWERBALL ceramic technology
- Light color: warm white (830 WDL, 930 WDL)
- Average lifetime: 15,000 h
- Only for operation with ECG with 70…400 Hz square-wave current
- Twist and Lock base

PRODUCT BENEFITS

- High efficiency
- Good to excellent color rendering
- Very good color stability
- Easy relamping thanks to Twist and Lock base
- UV values significantly below the maximum permitted thresholds to IEC 61167 thanks to UV filter

AREAS OF APPLICATION

- Shop interiors, shop windows
- Shopping arcades
- Foyers, reception areas
- Museums, exhibitions
- Accent lighting
- Decorative lighting
- Approved only for use in enclosed luminaires
- Outdoor applications only in suitable luminaires

SYSTEM GUARANTEE

When operated with OSRAM POWERTRONIC control gear, an extended system guarantee is granted for these lamps

REFERENCES / LINKS

For more information on the system guarantee and the terms and conditions of the guarantee visit www.ledvance.com/system-guarantee

POWERBALL HCI-E/P

Metal halide lamps for open and enclosed luminaires



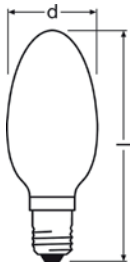

	Product name	GTIN (EAN)	W	lm		⌀ d [mm]	l [mm]			No.
NEW	HCI-E/P 35 W/830 WDL PB coated	4052899439603	35	3800	E27	54	138	A+	12	
	HCI-E/P 50 W/830 WDL PB coated	4052899439580	50	4000	E27	54	138	A+	12	1
NEW	HCI-E/P 70 W/830 WDL PB coated	4052899439627	70	7500	E27	54	138	A+	12	
NEW	HCI-E/P 100 W/830 WDL PB coated	4058075807709	100	16500	E27	54	138	A+	12	
	HCI-E/P 150 W/830 WDL PB coated	4052899439641	150	15000	E27	54	138	A+	12	1

PRODUCT FEATURES

- POWERBALL ceramic technology
- Light color: warm white (830 WDL)

PRODUCT BENEFITS

- Very high efficiency
- Simple lamp installation/replacement in open luminaires
- Good color rendering
- Very good color stability
- UV values significantly below the maximum permitted thresholds to IEC 61167 thanks to UV filter

AREAS OF APPLICATION

- Shop interiors, shop windows
- Shopping arcades
- Foyers, reception areas
- Museums, exhibitions
- Exhibition halls and trade fairs
- Streets
- Pedestrian zones, public squares
- Parks and gardens
- Suitable for use in open and enclosed luminaires
- Outdoor applications only in suitable luminaires

SYSTEM GUARANTEE

When operated with OSRAM POWERTRONIC control gear, an extended system guarantee is granted for these lamps

REFERENCES / LINKS

For more information on the system guarantee and the terms and conditions of the guarantee visit www.ledvance.com/system-guarantee

POWERBALL HCI-TT SUPER 4Y

Metal halide lamps with ceramic technology for enclosed luminaires



1

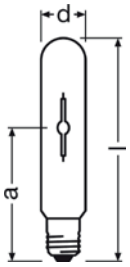

2

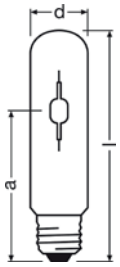

Product name	GTIN (EAN)	W	lm		Ø d [mm]	l [mm]	LCL a [mm]		
HCI-TT 35 W/830 SUPER 4Y	4052899378377	35	4200	E27	35	155	102	A+	12
HCI-TT 50 W/830 SUPER 4Y	4052899378353	50	6000	E27	35	156	102	A+	12
HCI-TT 70 W/830 SUPER 4Y	4052899378339	70	8000	E27	35	156	102	A+	12
HCI-TT 100 W/830 SUPER 4Y	4052899108097	100	12000	E40	47	210	132	A+	12
HCI-TT 150 W/830 SUPER 4Y	4052899925014	150	17300	E40	47	210	132	A+	12
HCI-TT 250 W/830 SUPER 4Y	4052899081826	250	32000	E40	47	226	158	A+	12

Product name	No.
HCI-TT 35 W/830 SUPER 4Y	1
HCI-TT 50 W/830 SUPER 4Y	1
HCI-TT 70 W/830 SUPER 4Y	1
HCI-TT 100 W/830 SUPER 4Y	2
HCI-TT 150 W/830 SUPER 4Y	2
HCI-TT 250 W/830 SUPER 4Y	2

PRODUCT FEATURES

- White light due to POWERBALL ceramic technology
- Light color: warm white (830 WDL)
- Extended service lifetime: 4 years (at approx. 11 h/day)
- Very high luminous efficacy: up to 125 lm/W
- Lamp survival factor: 95 % after 16,000 h burning time
- Average lifetime: up to 24,000 h
- ErP compliant according to EU Regulation 245/2009
- Dimmable on conventional control gears and electronic control gears

PRODUCT BENEFITS

- Up to 15 % higher lumen maintenance factor compared to HCI-TT standard lamps
- Up to 30 % higher lum. efficacy for lamps ≤ 100 W (comp. to NAV-T Super 4Y/6Y)
- Good color rendering
- Operation in existing HPS installations as ignition voltage of IEC 60662 is met
- Energy savings of up to 70 % when replacing mercury vapor lamps (HQL)
- Optimum energy efficiency on POWERTRONIC PTo 3DIM ECGs
- UV values significantly below the maximum permitted thresholds to IEC 61167 thanks to UV filter

AREAS OF APPLICATION

- Streets
- Outdoor lighting
- Industrial installations
- Exhibition halls and trade fairs
- Approved only for use in enclosed luminaires
- Outdoor applications only in suitable luminaires

SYSTEM GUARANTEE

When operated with OSRAM POWERTRONIC control gear, an extended system guarantee is granted for these lamps

SAFETY ADVICE

Where possible, use a timer igniter (switch-off time of at least 15 minutes). Otherwise, switch off the luminaire for at least 15 minutes if a brief interruption has occurred to the mains voltage supply.

REFERENCES / LINKS

For more information on the system guarantee and the terms and conditions of the guarantee visit www.ledvance.com/system-guarantee

POWERBALL HCI-TT

Metal halide lamps with ceramic technology for enclosed luminaires



1

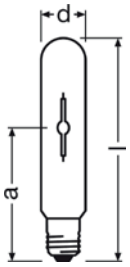

2

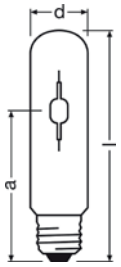

Product name	GTIN (EAN)	W	lm		Ø d [mm]	l [mm]	LCL a [mm]		
HCI-TT 70 W/942 NDL PB	4052899378315	70	7500	E27	35	155	102	A+	12
HCI-TT 150 W/942 NDL PB	4008321689016	150	15400	E40	47	210	132	A+	12

Product name	No.
HCI-TT 70 W/942 NDL PB	1
HCI-TT 150 W/942 NDL PB	2

PRODUCT FEATURES

- White light due to POWERBALL ceramic technology
- Light color: neutral white (NDL)
- Lamp survival factor: 95 % after 12,000 h burning time
- Dimmable on conventional control gears and electronic control gears

PRODUCT BENEFITS

- Very long lifetime
- High luminous efficacy
- Good color rendering
- Operation in existing HPS installations as ignition voltage of IEC 60662 is met
- Energy savings of up to 70 % when replacing mercury vapor lamps (HQL)
- Optimum energy efficiency on POWERTRONIC PTo 3DIM ECGs
- UV values significantly below the maximum permitted thresholds to IEC 61167 thanks to UV filter

AREAS OF APPLICATION

- Streets
- Outdoor lighting
- Industrial installations
- Exhibition halls and trade fairs
- Approved only for use in enclosed luminaires
- Outdoor applications only in suitable luminaires

SYSTEM GUARANTEE

When operated with OSRAM POWERTRONIC control gear, an extended system guarantee is granted for these lamps

SAFETY ADVICE

Where possible, use a timer igniter (switch-off time of at least 15 minutes). Otherwise, switch off the luminaire for at least 15 minutes if a brief interruption has occurred to the mains voltage supply.

REFERENCES / LINKS

For more information on the system guarantee and the terms and conditions of the guarantee visit www.ledvance.com/system-guarantee

POWERBALL HCI-ET SUPER 4Y

Metal halide lamps with ceramic technology for enclosed luminaires



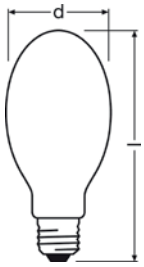

Product name	GTIN (EAN)	W	lm		Ø d [mm]	l [mm]		
HCI-ET 35 W/830 SUPER 4Y	4052899924994	35	4200	E27	71	156	A+	24
HCI-ET 50 W/830 SUPER 4Y	4052899108073	50	6100	E27	71	156	A+	24
HCI-ET 70 W/830 SUPER 4Y	4052899044753	70	7900	E27	71	156	A+	24

PRODUCT FEATURES

- White light due to POWERBALL ceramic technology
- Light color: warm white (830 WDL)
- Extended service lifetime: 4 years (at approx. 11 h/day)
- Very high luminous efficacy: up to 110 lm/W
- Lamp survival factor: 95 % after 16,000 h burning time
- Average lifetime: up to 24,000 h
- ErP compliant according to EU Regulation 245/2009
- Dimmable on conventional control gears and electronic control gears

PRODUCT BENEFITS

- Up to 15 % higher lumen maintenance factor compared to HCI-ET standard lamps
- Up to 30 % higher lum. efficacy for lamps ≤ 100 W (comp. to NAV-T Super 4Y/6Y)
- Good color rendering
- Operation in existing HPS installations as ignition voltage of IEC 60662 is met
- Energy savings of up to 70 % when replacing mercury vapor lamps (HQL)
- Optimum energy efficiency on POWERTRONIC PTo 3DIM ECGs
- UV values significantly below the maximum permitted thresholds to IEC 61167 thanks to UV filter

AREAS OF APPLICATION

- Streets
- Outdoor lighting
- Industrial installations
- Exhibition halls and trade fairs
- Approved only for use in enclosed luminaires
- Outdoor applications only in suitable luminaires

SYSTEM GUARANTEE

When operated with OSRAM POWERTRONIC control gear, an extended system guarantee is granted for these lamps

SAFETY ADVICE

Where possible, use a timer igniter (switch-off time of at least 15 minutes). Otherwise, switch off the luminaire for at least 15 minutes if a brief interruption has occurred to the mains voltage supply.

REFERENCES / LINKS

For more information on the system guarantee and the terms and conditions of the guarantee visit www.ledvance.com/system-guarantee

POWERBALL HCI-PAR30

Metal halide lamps for open and enclosed luminaires



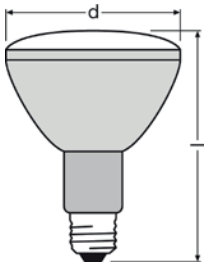

Product name	GTIN (EAN)	W	cd	°		Ø d [mm]	l [mm]		
HCI-PAR30 35 W/830 WDL PB SP	4008321970831	35	45000	10	E27	95.5	125	A	6
HCI-PAR30 35 W/830 WDL PB FL	4008321970855	35	8000	30	E27	95.5	125	A	6
HCI-PAR30 70 W/930 WDL PB SP	4052899950900	70	60000	10	E27	95.5	125	A	6
HCI-PAR30 70 W/930 WDL PB FL	4052899950924	70	12000	30	E27	95.5	125	A	6

PRODUCT FEATURES

- POWERBALL ceramic technology
- Integrated reflector
- Light colors: warm white (830 WDL, 930 WDL), neutral white (942 NDL)

PRODUCT BENEFITS

- Very high efficiency
- Simple lamp installation/replacement in open luminaires
- Optimum emission
- Good to excellent color rendering
- Very good color stability
- UV values significantly below the maximum permitted thresholds to IEC 61167 thanks to UV filter

AREAS OF APPLICATION

- Shop interiors, shop windows
- Shopping arcades
- Museums, exhibitions
- Industry
- Parks and gardens
- Buildings, monuments, bridges
- Suitable for use in open and enclosed luminaires
- Outdoor applications only in suitable luminaires

SYSTEM GUARANTEE

When operated with OSRAM POWERTRONIC control gear, an extended system guarantee is granted for these lamps

REFERENCES / LINKS

For more information on the system guarantee and the terms and conditions of the guarantee visit www.ledvance.com/system-guarantee

POWERSTAR HQI-R

Metal halide lamps with quartz technology for enclosed luminaires



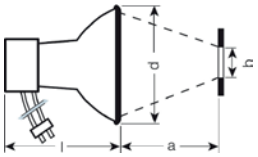

Product name	GTIN (EAN)	W	lm	a	⌀ d [mm]	l [mm]	
HQI-R 150 W/NDL/FO	4008321691262	150	5200/1850[1]	75	95.8	93	12

[1] At 25 mm At 10 mm

PRODUCT FEATURES

- POWERSTAR quartz technology
- Light color: neutral white (NDL)
- Average lifetime: 9,000 h

PRODUCT BENEFITS

- For compact optical systems with high efficiency
- Optimum adjustment
- Low thermal load on the light guide
- Long lifetime
- Simple relamping
- UV values significantly below the maximum permitted thresholds to IEC 61167 thanks to UV filter

AREAS OF APPLICATION

- Light guide systems
- Approved only for use in enclosed luminaires
- Outdoor applications only in suitable luminaires

POWERSTAR HQI-T G12

Metal halide lamps with quartz technology for enclosed luminaires



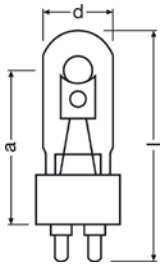

Product name	GTIN (EAN)	W	lm		Ø d [mm]	l [mm]	LCL a [mm]		
HQI-T 70 W/WDL	4008321974341	70	5300	G12	25	84	56	A	12
HQI-T 70 W/NDL UVS	4008321974327	70	5800	G12	25	84	56	A	12
HQI-T 150 W/WDL UVS	4008321974389	150	13000	G12	25	84	56	A+	12
HQI-T 150 W/NDL UVS	4008321974365	150	13000	G12	25	84	56	A+	12

PRODUCT FEATURES

- POWERSTAR quartz technology
- Light colors: warm white (WDL), neutral white (NDL)
- Average lifetime: 9,000 h

PRODUCT BENEFITS

- High efficiency
- Good to excellent color rendering
- UV values significantly below the maximum permitted thresholds to IEC 61167 thanks to UV filter

AREAS OF APPLICATION

- Shopping arcades
- Exhibition halls and trade fairs
- Factories and workshops
- Pedestrian zones, public squares
- Buildings, monuments, bridges
- Approved only for use in enclosed luminaires
- Outdoor applications only in suitable luminaires

SYSTEM GUARANTEE

When operated with OSRAM POWERTRONIC control gear, an extended system guarantee is granted for these lamps

REFERENCES / LINKS

For more information on the system guarantee and the terms and conditions of the guarantee visit www.ledvance.com/system-guarantee

POWERSTAR HQI-TS EXCELLENCE

Metal halide lamps with quartz technology for enclosed luminaires



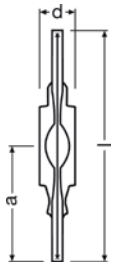

Product name	GTIN (EAN)	W	lm		Ø d [mm]	l [mm]	LCL a [mm]		
HQI-TS 70 W/CD	4008321624758	70	5530	RX7s	19	117	57	A	12
HQI-TS 70 W/WDL	4008321678300	70	5925	RX7s	19	117	57	A	12
HQI-TS 70 W/D	4008321678348	70	6200	RX7s	19	117	57	A	12
HQI-TS 70 W/NDL	4008321678324	70	6500	RX7s	19	117	57	A	12
HQI-TS 150 W/WDL	4008321678362	150	12000	RX7s-24	23	135	66	A	12
HQI-TS 150 W/NDL	4008321678386	150	12500	RX7s-24	23	135	66	A	12
HQI-TS 150 W/CD	4008321624789	150	12500	RX7s-24	23	135	66	A	12
HQI-TS 150 W/D	4008321678409	150	13000	RX7s-24	23	135	66	A+	12

PRODUCT FEATURES

- POWERSTAR quartz technology
- Light colors: warm white (WDL), neutral white (NDL), daylight (D), cool daylight (CD)
- Average lifetime: 12,000 h

PRODUCT BENEFITS

- High efficiency
- Uniform distribution of light
- Good to excellent color rendering
- Long lifetime
- Hot restrike capable
- UV values significantly below the maximum permitted thresholds to IEC 61167 thanks to UV filter

AREAS OF APPLICATION

- Shop interiors, shop windows
- Shopping arcades
- Foyers, reception areas
- Buildings, monuments, bridges
- Museums, exhibitions
- Exhibition halls and trade fairs
- Pedestrian zones, public squares
- Parks and gardens
- Approved only for use in enclosed luminaires
- Outdoor applications only in suitable luminaires

SYSTEM GUARANTEE

When operated with OSRAM POWERTRONIC control gear, an extended system guarantee is granted for these lamps

REFERENCES / LINKS

For more information on the system guarantee and the terms and conditions of the guarantee visit www.ledvance.com/system-guarantee

POWERSTAR HQI-TS

Metal halide lamps with quartz technology for enclosed luminaires



1

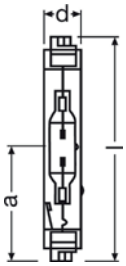

2

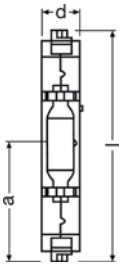

Product name	GTIN (EAN)	W	lm		Ø d [mm]	l [mm]	LCL a [mm]		
HQI-TS 250 W/NDL UVS	4008321689153	250	20000	Fc2	25	162	81	A	12
HQI-TS 250 W/NDL UVS	4008321766878	250	20000	Fc2	25	162	81	A	12
HQI-TS 250 W/D UVS	4008321689139	250	21500	Fc2	25	162	81	A+	12
HQI-TS 250 W/WDL	4008321689177	250	22000	Fc2	25	162	81	A+	12
HQI-TS 400 W/D	4008321689191	400	35	Fc2	33	206	103	A	12
HQI-TS 400 W/NDL	4008321689214	400	36	Fc2	33	206	103	A+	12

Product name	No.
HQI-TS 250 W/NDL UVS	1
HQI-TS 250 W/NDL UVS	1
HQI-TS 250 W/D UVS	1
HQI-TS 250 W/WDL	1
HQI-TS 400 W/D	2
HQI-TS 400 W/NDL	2

PRODUCT FEATURES

- POWERSTAR quartz technology
- Light colors: warm white (WDL), neutral white (NDL), daylight (D)

PRODUCT BENEFITS

- High efficiency
- Uniform distribution of light
- Good to excellent color rendering
- Long lifetime
- Hot restrike capable
- UV values significantly below the maximum permitted thresholds to IEC 61167 thanks to UV filter

AREAS OF APPLICATION

- Foyers, reception areas
- Factory and hall lighting with low-cost installations
- Exhibition halls and trade fairs
- Sports halls and multi-purpose halls
- Pedestrian zones, public squares
- Parks and gardens
- Buildings, monuments, bridges
- Approved only for use in enclosed luminaires
- Outdoor applications only in suitable luminaires

POWERSTAR HQI-TS

Short arc, no outer bulb for enclosed luminaires



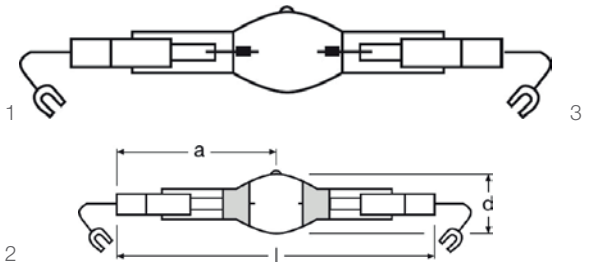

Product name	GTIN (EAN)	W	lm		Ø d [mm]	l [mm]	LCL a [mm]		
HQI-TS 1000 W/NDL/S UVS	4008321591944	1000	90000	K12s-36	36	187	93	A+	10
HQI-TS 1000 W/D/S PRO	4008321525475	1000	90000	K12s-36	41	187	93	A+	10
HQI-TS 1000 W/D/S ECG	4052899320635	1000	90000	K12s-36	41	187	93	A+	10
HQI-TS 2000 W/D/S	4050300271682	2000	210000	K12s-36	41	187	93	A+	10
HQI-TS 2000 W/NDL/S	4008321525499	2000	215000	K12s-36	41	187	93	A+	10
HQI-TS 2000 W/D/S ECG	4052899173743	2000	228000	K12s-36	41	187	93	A+	10
HQI-TS 2000 W/D/S/HF	4008321338310	2000	230000	K12s-36	41	187	93	A+	10

Product name	No.
HQI-TS 1000 W/NDL/S UVS	2
HQI-TS 1000 W/D/S PRO	2
HQI-TS 1000 W/D/S ECG	3
HQI-TS 2000 W/D/S	3
HQI-TS 2000 W/NDL/S	2
HQI-TS 2000 W/D/S ECG	3
HQI-TS 2000 W/D/S/HF	1

PRODUCT FEATURES

- POWERSTAR quartz technology
- Light colors: neutral white (NDL), daylight (D)

PRODUCT BENEFITS

- High efficiency
- Good to excellent color rendering
- Excellent color stability
- Small loss of luminous flux over the life of the lamp
- Hot restrike capable
- Compact dimensions for small spotlights
- Good positioning thanks to K12s base

AREAS OF APPLICATION

- Sports stadiums and floodlight systems
- Sports halls and multi-purpose halls
- Airports
- Solar simulation, material testing
- Approved only for use in enclosed luminaires
- Outdoor applications only in suitable luminaires

POWERSTAR HQI-TS
Long arc, no outer bulb for enclosed luminaires





Product name	GTIN (EAN)	W	lm		⌀ d [mm]	l [mm]	LCL a [mm]		
HQI-TS 2000 W/N/L	4008321530660	2000	230000	K12s-36	40	274	137	A+	10

PRODUCT FEATURES

- POWERSTAR quartz technology

PRODUCT BENEFITS

- Very high efficiency
- Very high luminous flux
- Long lifetime
- May be operated on conventional igniters and control gear
- Ideal for compact floodlights
- Good positioning thanks to K12s base

AREAS OF APPLICATION

- Sports stadiums and floodlight systems
- Industrial installations
- Airports
- Docks and port facilities
- Marshaling yards, container transshipment facilities
- Approved only for use in enclosed luminaires
- Outdoor applications only in suitable luminaires

POWERSTAR HQI-T 1000…2000 W
Metal halide lamps for enclosed luminaires



1

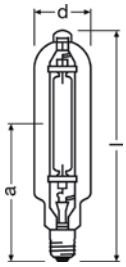

2

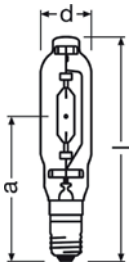

Product name	GTIN (EAN)	W	lm		Ø d [mm]	l [mm]	LCL a [mm]		
HQI-T 1000 W/D	4008321527035	1000	85000	E40	76	345	220	A	6
HQI-T 1000 W/N	4008321528285	1000	110000	E40	76	345	220	A+	6
HQI-T 2000 W/D	4008321526809	2000	180000	E40	106	430	265		4
HQI-T 2000 W/D/I	4008321527011	2000	180000	E40	106	430	265	A	4
HQI-T 2000 W/N 230 V	4008321979100	2000	190000	E40	100	430	265	A+	4
HQI-T 2000 W/N/I	4008321665379	2000	200000	E40	106	430	265	A+	4
HQI-T 2000 W/N/SN SUPER	4008321979087	2000	240000	E40	106	430	265	A+	4
HQI-T 2000 W/N/E SUPER	4008321979063	2000	245000	E40	106	430	265		4

Product name	No.
HQI-T 1000 W/D	2
HQI-T 1000 W/N	2
HQI-T 2000 W/D	1
HQI-T 2000 W/D/I	1
HQI-T 2000 W/N 230 V	1
HQI-T 2000 W/N/I	1
HQI-T 2000 W/N/SN SUPER	1
HQI-T 2000 W/N/E SUPER	1

PRODUCT FEATURES

- POWERSTAR quartz technology
- Light colors: neutral white (N), daylight (D)

PRODUCT BENEFITS

- Output of up to 2,000 W
- High efficiency
- E40 screw base for simple lamp handling
- Long lifetime
- UV values significantly below the maximum permitted thresholds to IEC 61167 thanks to UV filter

AREAS OF APPLICATION

- Factories and workshops
- Sports halls and multi-purpose halls
- Industrial installations
- Airports
- Docks and port facilities
- Marshaling yards, container transshipment facilities
- Approved only for use in enclosed luminaires
- Outdoor applications only in suitable luminaires

POWERSTAR HQI-T

Metal halide lamps with quartz technology for enclosed luminaires



1

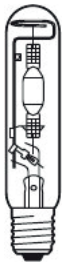

2

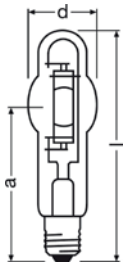

3

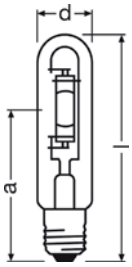

Product name	GTIN (EAN)	W	lm		Ø d [mm]	l [mm]	LCL a [mm]		
HQI-T 250 W/D	4008321628640	250		E40	46	226			12
HQI-T 250 W/D PRO	4008321677846	250	19000	E40	46	226	150.0	A	12
HQI-T 250 W/N PLUS	4052899196919	270	22500	E40	46	248	150.0	A	12
HQI-BT 400 W/D PRO	4008321677860	400	34000	E40	62	285	175.0	A	12
HQI-T 400 W/N	4058075039766	440	40000	E40	46	273	175.0	A+	12

Product name	No.
HQI-T 250 W/D	1
HQI-T 250 W/D PRO	3
HQI-T 250 W/N PLUS	
HQI-BT 400 W/D PRO	2
HQI-T 400 W/N	3

PRODUCT FEATURES

- POWERSTAR quartz technology
- Light colors: neutral white (N), daylight (D)

PRODUCT BENEFITS

- Output of up to 400 W
- High efficiency
- Long lifetime
- E40 screw base for simple lamp handling
- UV values significantly below the maximum permitted thresholds to IEC 61167 thanks to UV filter

AREAS OF APPLICATION

- Factories and workshops
- Sports halls and multi-purpose halls
- Industrial installations
- Docks and port facilities
- Marshaling yards, container transshipment facilities
- Buildings, monuments, bridges
- Approved only for use in enclosed luminaires
- Outdoor applications only in suitable luminaires

POWERSTAR HQI-E clear

Metal halide lamps with quartz technology for enclosed luminaires



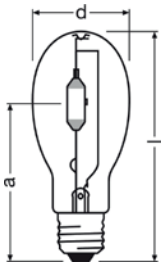

Product name	GTIN (EAN)	W	cd	lm	lm/b	Ra
HQI-E 400 W/N CL	4058075039780	440	not relevant	42000	not relevant	E40

Product name	a	d [mm]	l [mm]	LCL a [mm]		
HQI-E 400 W/N CL	not relevant	120	290	198	A+	12

PRODUCT FEATURES

- POWERSTAR quartz technology
- Light color: neutral white (N)

PRODUCT BENEFITS

- Long lifetime
- E40 screw base for simple lamp handling
- UV values significantly below the maximum permitted thresholds to IEC 61167 thanks to UV filter

AREAS OF APPLICATION

- Factories and workshops
- Exhibition halls and trade fairs
- Sports halls and multi-purpose halls
- Approved only for use in enclosed luminaires
- Outdoor applications only in suitable luminaires

POWERSTAR HQI-E coated

Metal halide lamps with quartz technology for enclosed luminaires



1

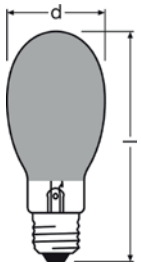

2

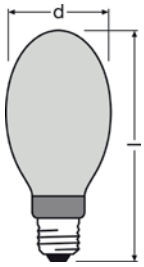

Product name	GTIN (EAN)	W	lm		Ø d [mm]	l [mm]			No.
HQI-E 250 W/D PRO	4008321677907	250	18000	E40	90	226	A	12	2
HQI-E 400 W/D PRO	4008321677884	400	34000	E40	120	290	A	12	2
HQI-E 400 W/N CO	4058075039803	440	40000	E40	120	290	A+	12	2
HQI-E 1000 W/N	4008321528261	1000	100000	E40	165	380	A+	6	1

PRODUCT FEATURES

- POWERSTAR quartz technology
- Light colors: neutral white (NDL), daylight (D)

PRODUCT BENEFITS

- Long lifetime
- E40 screw base for simple lamp handling
- UV values significantly below the maximum permitted thresholds to IEC 61167 thanks to UV filter

AREAS OF APPLICATION

- Factories and workshops
- Exhibition halls and trade fairs
- Sports halls and multi-purpose halls
- Approved only for use in enclosed luminaires
- Outdoor applications only in suitable luminaires

VIALOX NAV-E SUPER XT

High-pressure sodium vapor lamps for open and enclosed luminaires



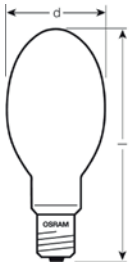

1

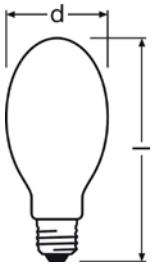

2

	Product name	GTIN (EAN)	W	lm	lm-lb		a	⌀ d [mm]
NEW	NAV-E 50 W SUPER XT	4058075803657	50	4200	not relevant	E27	not relevant	71
NEW	NAV-E 70 W SUPER XT	4058075803589	70	6600	not relevant	E27	not relevant	71
NEW	NAV-E 100 W SUPER XT	4058075803596	100	10400	not relevant	E40	not relevant	76
NEW	NAV-E 150 W SUPER XT	4058075803602	150	17600	not relevant	E40	not relevant	76
NEW	NAV-E 250 W SUPER XT	4058075803664	250	31600	not relevant	E40	not relevant	91
NEW	NAV-E 400 W SUPER XT	4058075803671	400	56500	not relevant	E40	not relevant	122

	Product name	l [mm]	LCL a [mm]			No.
NEW	NAV-E 50 W SUPER XT	156	not relevant	A	24	2
NEW	NAV-E 70 W SUPER XT	156	not relevant	A+	24	2
NEW	NAV-E 100 W SUPER XT	183	not relevant	A+	12	1
NEW	NAV-E 150 W SUPER XT	214	not relevant	A+	12	1
NEW	NAV-E 250 W SUPER XT	226	not relevant	A+	12	1
NEW	NAV-E 400 W SUPER XT	290	not relevant	A++	12	1

PRODUCT FEATURES

- Lamp survival rate: 95 % after 28,000 h burning time
- Very long average lifetime: up to 48,000 h
- Lamp maintenance factor: ≥ 80 % after 24,000 h burning time (according to DIN 13201)
- ErP compliant according to EU Regulation 245/2009
- Dimmable on conventional control gears and electronic control gears

PRODUCT BENEFITS

- Very long lifetime
- Very high luminous efficacy
- Extended service time (lamp replacement cycle): 8 years (at approx. 11 h/day)
- Very good luminous flux maintenance throughout the life of the lamp
- Optimum energy efficiency on POWERTRONIC PTo 3DIM ECGs

AREAS OF APPLICATION

- Streets
- Outdoor lighting
- Industrial installations
- Suitable for use in open and enclosed luminaires
- Outdoor applications only in suitable luminaires
- Alternative to sodium twin arc lamps

REFERENCES / LINKS

For more information on the system guarantee and the terms and conditions of the guarantee visit www.ledvance.com/system-guarantee

OSRAM

VIALOX NAV-E SUPER 4Y

High-pressure sodium vapor lamps for open and enclosed luminaires



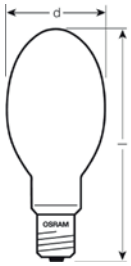

1

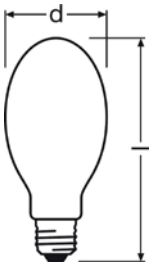

2

Product name	GTIN (EAN)	W	lm		Ø d [mm]	l [mm]			No.
NAV-E 50 W SUPER 4Y	4008321356024	50	4000	E27	71	156	A	24	2
NAV-E 70 W SUPER 4Y	4008321356048	70	6600	E27	71	156	A+	24	2
NAV-E 100 W SUPER 4Y	4050300015774	100	10400	E40	76	183	A+	12	1
NAV-E 150 W SUPER 4Y	4052899418226	150	17000	E40	76	214	A+	12	1
NAV-E 250 W SUPER 4Y	4050300024387	250	31600	E40	91	226	A+	12	1
NAV-E 400 W SUPER 4Y	4050300024394	400	56500	E40	122	290	A++	12	1

PRODUCT FEATURES

- Lamp survival factor: 95 % after 16,000 h burning time
- Average lifetime: up to 36,000 h
- Lamp maintenance factor: ≥ 80 % after 16,000 h burning time (according to DIN 13201)
- ErP compliant according to EU Regulation 245/2009
- Service lifetime: 4 years (at approx. 11 h/day)
- Dimmable on conventional control gears and electronic control gears

PRODUCT BENEFITS

- Long lifetime
- Very high luminous efficacy
- Very good luminous flux maintenance throughout the life of the lamp
- Energy savings of up to 50 % when replacing mercury vapor lamps (HQL)
- Optimum energy efficiency on POWERTRONIC PTo 3DIM ECGs

AREAS OF APPLICATION

- Streets
- Outdoor lighting
- Industrial installations
- Suitable for use in open and enclosed luminaires
- Outdoor applications only in suitable luminaires

REFERENCES / LINKS

For more information on the system guarantee and the terms and conditions of the guarantee visit www.ledvance.com/system-guarantee

VIALOX NAV-E

High-pressure sodium vapor lamps for open and enclosed luminaires



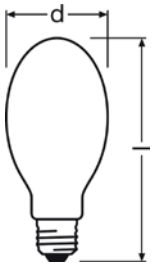

Product name	GTIN (EAN)	W	lm	–	⌀ d [mm]	l [mm]		
NAV-E 50 W/E E27	4050300015750	50	3600	E27	71	156	A	24
NAV-E 70 W/E E27	4050300015767	70	5900	E27	71	156	A	24

PRODUCT FEATURES

- Service lifetime: 3 years (at approx. 11 h/day)
- Average lifetime: up to 24,000 h

PRODUCT BENEFITS

- High luminous efficacy

AREAS OF APPLICATION

- Streets
- Outdoor lighting
- Industrial installations
- Suitable for use in open and enclosed luminaires
- Outdoor applications only in suitable luminaires

VIALOX NAV-E/I

High-pressure sodium vapor lamps with internal igniter



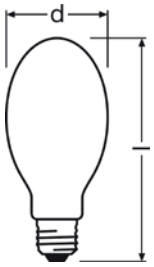

Product name	GTIN (EAN)	W	lm	–	Ø d [mm]	l [mm]		
NAV-E 50 W/I E27	4050300015583	50	3600	E27	71	156	A	24
NAV-E 70 W/I E27	4050300015590	70	5900	E27	71	156	A	24

PRODUCT FEATURES

- Service lifetime: 3 years (at approx. 11 h/day)
- Average lifetime: up to 24,000 h
- ErP compliant according to EU Regulation 245/2009

PRODUCT BENEFITS

- High luminous efficacy

AREAS OF APPLICATION

- Streets
- Outdoor lighting
- Industrial installations
- Suitable for use in open and enclosed luminaires
- Outdoor applications only in suitable luminaires

VIALOX NAV-E Plug-in

High-pressure sodium vapor lamps for open and enclosed luminaires



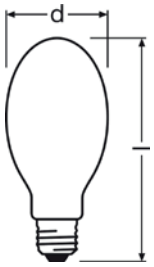

Product name	GTIN (EAN)	W	lm		Ø d [mm]	l [mm]		
NAV-E 68 W E27	4008321345462	68	5600	E27	71	156	A	24

PRODUCT BENEFITS

- No modifications to existing luminaire components required

AREAS OF APPLICATION

- Streets
- Outdoor lighting
- Industrial installations
- Luminaires that use mercury vapor lamps HQL 80 W, 125 W, 250 W, 400 W
- Suitable for use in open and enclosed luminaires
- Outdoor applications only in suitable luminaires

SAFETY ADVICE

Control gear must be suitable for the higher operating current of the NAV Plug-in lamps. The maximum permissible winding temperature as defined in VDE and IEC specifications must not be exceeded. In case of doubt, consult the manufacturer of the luminaire or control gear.

VIALOX NAV-T SUPER XT

High-pressure sodium vapor lamps for open and enclosed luminaires



1

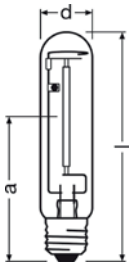

2

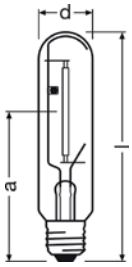

3

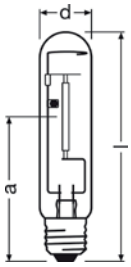

	Product name	GTIN (EAN)	W	lm	lm-b		a	⌀ d [mm]
NEW	NAV-T 50 W SUPER XT	4058075803640	50	4200	not relevant	E27	not relevant	36
NEW	NAV-T 70 W SUPER XT	4058075803558	70	6600	not relevant	E27	not relevant	36
NEW	NAV-T 100 W SUPER XT	4058075803565	100	10700	not relevant	E40	not relevant	47
NEW	NAV-T 150 W SUPER XT	4058075803572	150	18000	not relevant	E40	not relevant	47
NEW	NAV-T 250 W SUPER XT	4058075803619	250	33200	not relevant	E40	not relevant	47
NEW	NAV-T 400 W SUPER XT	4058075803626	400	56500	not relevant	E40	not relevant	47
NEW	NAV-T 600 W SUPER XT	4058075803633	600	90000	not relevant	E40	not relevant	47

	Product name	l [mm]	LCL a [mm]			No.
NEW	NAV-T 50 W SUPER XT	156	104	A	12	2
NEW	NAV-T 70 W SUPER XT	156	104	A+	12	2
NEW	NAV-T 100 W SUPER XT	210	132	A+	12	3
NEW	NAV-T 150 W SUPER XT	210	132	A+	12	1
NEW	NAV-T 250 W SUPER XT	257	158	A+	12	1
NEW	NAV-T 400 W SUPER XT	285	175	A++	12	1
NEW	NAV-T 600 W SUPER XT	285	175	A++	12	1

PRODUCT FEATURES

- Lamp survival rate: 95 % after 28,000 h burning time
- Very long average lifetime: up to 48,000 h
- Lamp maintenance factor: ≥ 80 % after 24,000 h burning time (according to DIN 13201)
- ErP compliant according to EU Regulation 245/2009
- Dimmable on conventional control gears and electronic control gears

PRODUCT BENEFITS

- Very long lifetime
- Very high luminous efficacy
- Extended service time (lamp replacement cycle): 8 years (at approx. 11 h/day)
- Very good luminous flux maintenance throughout the life of the lamp
- Optimum energy efficiency on POWERTRONIC PTo 3DIM ECGs

AREAS OF APPLICATION

- Streets
- Outdoor lighting
- Industrial installations
- Suitable for use in open and enclosed luminaires
- Outdoor applications only in suitable luminaires
- Alternative to sodium twin arc lamps

REFERENCES / LINKS

For more information on the system guarantee and the terms and conditions of the guarantee visit www.ledvance.com/system-guarantee

VIALOX NAV-T SUPER 4Y

High-pressure sodium vapor lamps for open and enclosed luminaires



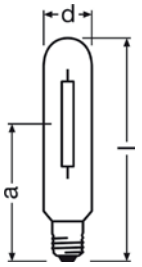

1

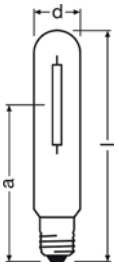

2

Product name	GTIN (EAN)	W	lm		Ø d [mm]	l [mm]	LCL a [mm]		
NAV-T 50 W SUPER 4Y	4052899415379	50	4200	E27	36	156	104	A	12
NAV-T 70 W SUPER 4Y	4052899415416	70	6600	E27	36	156	104	A+	12
NAV-T 100 W SUPER 4Y	4050300015743	100	10700	E40	47	210	132	A+	12
NAV-T 150 W SUPER 4Y	4050300024400	150	17500	E40	47	210	132	A+	12
NAV-T 250 W SUPER 4Y	4050300024417	250	33200	E40	47	257	158	A+	12
NAV-T 400 W SUPER 4Y	4050300281179	400	56500	E40	47	285	175	A++	12
NAV-T 600 W SUPER 4Y	4050300275772	600	90000	E40	47	285	175	A++	12

Product name	No.
NAV-T 50 W SUPER 4Y	1
NAV-T 70 W SUPER 4Y	1
NAV-T 100 W SUPER 4Y	2
NAV-T 150 W SUPER 4Y	2
NAV-T 250 W SUPER 4Y	2
NAV-T 400 W SUPER 4Y	2
NAV-T 600 W SUPER 4Y	2

PRODUCT FEATURES

- Lamp survival factor: 95 % after 16,000 h burning time
- Average lifetime: up to 36,000 h
- Lamp maintenance factor: ≥ 80 % after 16,000 h burning time (according to DIN 13201)
- Service lifetime: 4 years (at approx. 11 h/day)
- ErP compliant according to EU Regulation 245/2009
- Dimmable on conventional control gears and electronic control gears

PRODUCT BENEFITS

- Long lifetime
- Very high luminous efficacy
- Very good luminous flux maintenance throughout the life of the lamp
- Energy savings of up to 50 % when replacing mercury vapor lamps (HQL)
- Optimum energy efficiency on POWERTRONIC PTo 3DIM ECGs

AREAS OF APPLICATION

- Streets
- Outdoor lighting
- Industrial installations
- Suitable for use in open and enclosed luminaires
- Outdoor applications only in suitable luminaires

REFERENCES / LINKS

For more information on the system guarantee and the terms and conditions of the guarantee visit www.ledvance.com/system-guarantee

VIALOX NAV-T

High-pressure sodium vapor lamps for open and enclosed luminaires



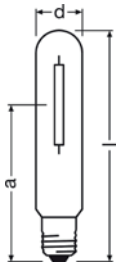

Product name	GTIN (EAN)	W	lm		Ø d [mm]	l [mm]	LCL a [mm]		
NAV-T 1000 W E40	4050300251417	1000	130000	E40	66	360	240	A++	12

PRODUCT FEATURES

- Service lifetime: 3 years (at approx. 11 h/day)
- Average lifetime: up to 20,000 h

PRODUCT BENEFITS

- High luminous efficacy

AREAS OF APPLICATION

- Streets
- Outdoor lighting
- Industrial installations
- Suitable for use in open and enclosed luminaires
- Outdoor applications only in suitable luminaires

VIALOX NAV-TS SUPER 4Y

High-pressure sodium vapor lamps for open and enclosed luminaires



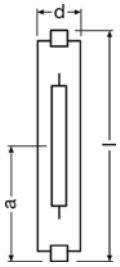

Product name	GTIN (EAN)	W	lm		Ø d [mm]	l [mm]	LCL a [mm]		
NAV-TS 70 W SUPER 4Y	4050300024301	70	6600	RX7s	20	120	60	A+	12
NAV-TS 150 W SUPER 4Y	4050300281667	150	15000	RX7s-24	23	138	69	A+	12

PRODUCT FEATURES

- Lamp survival factor: 95 % after 16,000 h burning time
- ErP compliant according to EU Regulation 245/2009
- Dimmable on conventional control gears and electronic control gears

PRODUCT BENEFITS

- Long lifetime
- Very high luminous efficacy
- Very good luminous flux maintenance throughout the life of the lamp
- Optimum energy efficiency on POWERTRONIC PTo 3DIM ECGs

AREAS OF APPLICATION

- Industrial installations
- Car parks, courtyards
- Buildings, monuments, bridges
- Suitable for use in open and enclosed luminaires
- Outdoor applications only in suitable luminaires

VIALOX NAV-TS

High-pressure sodium vapor lamps for open and enclosed luminaires



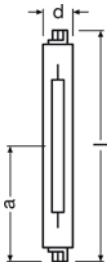

Product name	GTIN (EAN)	W	lm		Ø d [mm]	l [mm]	LCL a [mm]		
NAV-TS 250 W FC2	4050300015705	250	28000	Fc2	23	206	103	A+	12
NAV-TS 400 W FC2	4050300015712	400	49000	Fc2	23	206	103	A+	12

PRODUCT FEATURES

- Lamp survival factor: 95 % after 12,000 h burning time
- ErP compliant according to EU Regulation 245/2009

PRODUCT BENEFITS

- High luminous efficacy

AREAS OF APPLICATION

- Industrial installations
- Car parks, courtyards
- Buildings, monuments, bridges
- Suitable for use in open and enclosed luminaires
- Outdoor applications only in suitable luminaires

OSRAM

PLANTASTAR-T

High-pressure sodium vapor lamps for open and enclosed luminaires



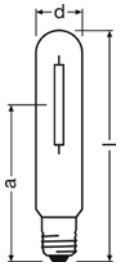

Product name	GTIN (EAN)	W				Ø d [mm]	l [mm]	LCL a [mm]	
PLANTASTAR 250 W E40	4008321240620	250	E40	420	1.60	47	257	158	12
PLANTASTAR 400 W E40	4050300620084	400	E40	725	1.70	47	285	175	12
PLANTASTAR 600 W 400 V E40	4008321284303	600	E40	1150	1.80	47	285	175	12
PLANTASTAR 600 W 230 V E40	4050300620107	600	E40	1100	1.73	47	285	175	12

PRODUCT FEATURES

- Average lifetime: 12,000 h
- Provides light for the photosynthesis in plants
- Photon flux: > 90 % after 12,000 h
- High-pressure sodium lamp especially for greenhouse lighting

PRODUCT BENEFITS

- Shorter production times
- Control over blossoming

AREAS OF APPLICATION

- Greenhouses
- Suitable for growth of fruit due to emission of photosynthesis optimised light
- Application only in suitable luminaires

PLANTASTAR-TS

High-pressure sodium vapor lamps for open and enclosed luminaires



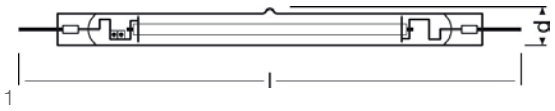

1

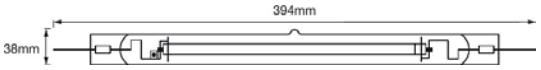

2

Product name	GTIN (EAN)	W				Ø d [mm]	LCL a [mm]		No.
PLANTASTAR 1000 W PLUS	4058075815216	1000	K12X30s	2100	2.06	38	195	6	2
PLANTASTAR 1000 W	4058075807242	1000	K12X30s	1915	1.98	38[1]	195	6	1

[1] maximum

PRODUCT FEATURES

- Lifetime (B10): minimum up to 10,000 h
- Provides light for the photosynthesis in plants
- Photon flux: minimum 90 % after 10,000 h
- High-pressure sodium lamp especially for greenhouse lighting

PRODUCT BENEFITS

- Shorter production times
- Control over blossoming
- Provides light for higher fruit, flower and vegetable harvest in greenhouses

AREAS OF APPLICATION

- Greenhouses
- Suitable for growth of fruit due to emission of photosynthesis optimised light
- Application only in suitable luminaires

TECHNICAL DATA

POWERBALL HCI®-T

Product name	A	W_K	KK	CIRCUIT DIAGRAM [4]	lm	lm/W	Ra	K	[5]
HCI-T 35 W/830 WDL PB	0.52	39.00 [1]	6 [2]	2/3	3700 [3]	95 [3]	85	3000	Any
HCI-T 35 W/942 NDL PB	0.53	39.00 [1]	6 [2]	2/3	3400 [3]	87 [3]	91	4200	Any
HCI-T 70 W/830 WDL PB	0.96	73.00 [1]	12 [2]	2/3	7400 [3]	101 [3]	89	3000	Any
HCI-T 70 W/942 NDL PB	0.99	73.00 [1]	12 [2]	2/3	6800 [3]	93 [3]	95	4200	Any
HCI-T 100 W/830 WDL PB	1.22	100.00 [1]	12 [2]	2/3	11300 [3]	103 [3]	86	3000	Any
HCI-T 100 W/942 NDL PB	1.23	100.00 [1]	12 [2]	2/3	10500 [3]	108 [3]	95	4200	Any
HCI-T 150 W/830 WDL PB	1.80	147.00 [1]	20 [2]	2/3	15100 [3]	103 [3]	89	3000	Any
HCI-T 150 W/942 NDL PB	1.85	147.00 [1]	20 [2]	2/3	14700 [3]	100 [3]	95	4200	Any

[1] In operation with electronic control gear with 70…400 Hz square-wave current
[2] At rated voltage and cos φ ≥ 0,9
[3] In operation with electronic control gear with 70…400 Hz square-wave current. Operation with magnetic ballast can be less efficient
[4] Circuit diagrams, see page 9.53
[5] See operating instructions: “Photometric and electrical data”

POWERBALL HCI®-T EXCELLENCE

Product name	A	W_K	KK	CIRCUIT DIAGRAM [6]	lm	lm/W	Ra	K	[7]
HCI-T 35 W/930 WDL PB Excellence	0.45	39.00 [5]	6 [2]	2/3	4200 [3]	108 [4]	90	3000	Any
HCI-T 35 W/942 NDL PB Excellence [1, 8]	0.50	39.00	– [2]	3	3800	97	93	4200	Any
HCI-T 50 W/930 WDL PB Excellence [1]	0.56	50.00	– [2]	3	5500	110	90	3000	Any
HCI-T 70 W/930 WDL PB Excellence	0.87	73.00 [5]	12 [2]	2/3	8500 [3]	116 [4]	90	3000	Any
HCI-T 70 W/942 NDL PB Excellence [5]	0.87	73.00	– [2]	3	7800	107	93	4200	Any

[1] Only for operation with electronic control gear with 70…400 Hz square-wave current
[2] At rated voltage and cos φ ≥ 0,9
[3] For operation on electronic control gear no compensation capacitor necessary
[4] In operation with electronic control gear with 70…400 Hz square-wave current. Operation with magnetic ballast can be less efficient
[5] In operation with electronic control gear with 70…400 Hz square-wave current.
[6] Circuit diagrams, see page 9.53
[7] See operating instructions: “Photometric and electrical data”
[8] In preparation; data preliminary

POWERBALL HCI®-T SHOPLIGHT

Product name	A	W_K	KK	CIRCUIT DIAGRAM [4]	lm	lm/W	Ra	K	[5]
HCI-T 35 W/930 WDL PB Shoplight	0.52	39.00 [1]	6 [2]	2/3	3100 [3]	79 [3]	93	3000	Any
HCI-T 70 W/930 WDL PB Shoplight	0.98	73.00 [1]	12 [2]	2/3	6800 [3]	93 [3]	93	3000	Any

[1] In operation with electronic control gear with 70…400 Hz square-wave current
[2] At rated voltage and cos φ ≥ 0,9
[3] In operation with electronic control gear with 70…400 Hz square-wave current. Operation with magnetic ballast can be less efficient
[4] Circuit diagrams, see page 9.53
[5] See operating instructions: “Photometric and electrical data”

POWERBALL HCI®-TC

Product name	A	W_K	KK	CIRCUIT DIAGRAM [6]	lm	lm/W	Ra	K	[7]
HCI-TC 20 W/830 WDL PB [1]	0.23	20.00	–[3]	3	1700	85	83	3000	Any
HCI-TC 35 W/830 WDL PB	0.52	39.00[2]	6[4]	2/3	3700[5]	95[5]	85	3000	Any
HCI-TC 35 W/942 NDL PB	0.53	39.00[2]	6[4]	2/3	3500[5]	90[5]	90	4200	Any
HCI-TC 70 W/830 WDL PB	0.95	73.00[2]	12[4]	2/3	7200[5]	99[5]	89	3000	Any
HCI-TC 70 W/942 NDL PB	1.00	73.00[2]	12[4]	2/3	6800[5]	93[5]	96	4200	Any

[1] Only for operation with electronic control gear with 70…400 Hz square-wave current
[2] In operation with electronic control gear with 70…400 Hz square-wave current
[3] For operation on electronic control gear no compensation capacitor necessary
[4] At rated voltage and cos φ ≥ 0,9
[5] In operation with electronic control gear with 70…400 Hz square-wave current. Operation with magnetic ballast can be less efficient
[6] Circuit diagrams, see page 9.53
[7] See operating instructions: “Photometric and electrical data”

POWERBALL HCI®-TC EXCELLENCE

Product name	A	W_K	KK	CIRCUIT DIAGRAM [6]	lm	lm/W	Ra	K	[7]
HCI-TC 35 W/930 WDL PB Excellence	0.45	39.00[5]	6[2]	2/3	4200[4]	108[4]	90	3000	Any
HCI-TC 35 W/942 NDL PB Excellence [1, 8]	0.50	39.00	–[3]	3	3800	97	93	4200	Any
HCI-TC 50 W/930 WDL PB Excellence [1]	0.56	50.00	–[3]	3	5400	108	90	3000	Any
HCI-TC 70 W/930 WDL PB Excellence	0.85	73.00[5]	12[2]	2/3	8300[4]	114[4]	90	3000	Any
HCI-TC 70 W/942 NDL PB Excellence [1]	0.87	73.00	–[3]	3	7700	105	93	4200	Any

[1] In operation with electronic control gear with 70…400 Hz square-wave current
[2] At rated voltage and cos φ ≥ 0,9
[3] For operation on electronic control gear no compensation capacitor necessary
[4] In operation with electronic control gear with 70…400 Hz square-wave current. Operation with magnetic ballast can be less efficient
[5] In operation with low-frequency square wave electronic ballast, 70…400 Hz
[6] Circuit diagrams, see page 9.53
[7] See operating instructions: “Photometric and electrical data”
[8] In preparation; data preliminary

POWERBALL HCI®-TC SHOPLIGHT

Product name	A	W_K	KK	CIRCUIT DIAGRAM [4]	lm	lm/W	Ra	K	[5]
HCI-T 35 W/930 WDL PB Shoplight	0.52	39.00[1]	6[2]	2/3	3100[3]	79[3]	93	3000	Any
HCI-T 70 W/930 WDL PB Shoplight	0.98	73.00[1]	12[2]	2/3	6800[3]	93[3]	93	3000	Any

[1] In operation with electronic control gear with 70…400 Hz square-wave current
[2] At rated voltage and cos φ ≥ 0,9
[3] In operation with electronic control gear with 70…400 Hz square-wave current. Operation with magnetic ballast can be less efficient
[4] Circuit diagrams, see page 9.53
[5] See operating instructions: “Photometric and electrical data”

POWERBALL HCI®-TS

Product name	A	W_K	KK	CIRCUIT DIAGRAM [4]	lm	lm/W	Ra	K	[5]
HCI-TS 70 W/830 WDL PB	0.95	73.00 [1]	12 [2]	2/3	7000 [3]	96 [3]	88	3000	p45
HCI-TS 70 W/942 NDL PB	0.94	73.00 [1]	12 [2]	2/3	6700 [3]	92 [3]	94	4200	p45
HCI-TS 150 W/830 WDL PB	1.77	147.00 [1]	20 [2]	2/3	15000 [3]	102 [3]	89	3000	p45
HCI-TS 150 W/942 NDL PB	1.80	147.00 [1]	20 [2]	2/3	14800 [3]	101 [3]	96	4200	p45

[1] In operation with electronic control gear with 70…400 Hz square-wave current
[2] At rated voltage and cos φ ≥ 0,9
[3] In operation with electronic control gear with 70…400 Hz square-wave current. Operation with magnetic ballast can be less efficient
[4] Circuit diagrams, see page 9.53
[5] See operating instructions: “Photometric and electrical data”

POWERBALL HCI®-TS EXCELLENCE

Product name	A	W_K	KK	CIRCUIT DIAGRAM [6]	lm	lm/W	Ra	K	[7]
HCI-TS 70 W/930 WDL PB Excellence	0.95	73.00 [2]	12 [3]	2/3	7900 [5]	108	90	3000	p45
HCI-TS 70 W/942 NDL PB Excellence [1]	0.83	73.00	[4]	3	7300	100	93	4200	p45

[1] Only for operation with electronic control gear with 70…400 Hz square-wave current
[2] In operation with electronic control gear with 70…400 Hz square-wave current
[3] At rated voltage and cos φ ≥ 0,9
[4] For operation on electronic control gear no compensation capacitor necessary
[5] In operation with electronic control gear with 70…400 Hz square-wave current. Operation with magnetic ballast can be less efficient
[6] Circuit diagrams, see page 9.53
[7] See operating instructions: “Photometric and electrical data”

POWERBALL HCI®-TF

Product name	A	W_K	KK	CIRCUIT DIAGRAM [3]	lm	lm/W	Ra	K	[4]
HCI-TF 20 W/830 WDL PB [1]	0.20	20.00	– [2]	3	1700	85	89	3000	Any
HCI-TF 35 W/930 WDL PB [1]	0.40	39.00	– [2]	3	3600	92	90	3000	Any

[1] Only for operation with electronic control gear with 70…400 Hz square-wave current
[2] For operation on electronic control gear no compensation capacitor necessary
[3] Circuit diagrams, see page 9.53
[4] See operating instructions: “Photometric and electrical data”

POWERBALL HCI®-E/P

Product name	A	W_K	KK	CIRCUIT DIAGRAM [2]	lm	lm/W	Ra	K	[3]
HCI-E/P 35 W/830 WDL PB coated	0.50	38.00	6 [1]	2/3	3500	92	84	3150	Any
HCI-E/P 50 W/830 WDL PB coated	0.76	53.00	10 [1]	2/3	4000	75	85	3000	Any
HCI-E/P 70 W/830 WDL PB coated	0.98	73.00	12 [1]	2/3	7200	99	88	3000	Any
HCI-E/P 100 W/830 WDL PB coated	1.00	97.00	12 [1]	2/3	10000	103	85	2900	Any
HCI-E/P 150 W/830 WDL PB coated	1.80	147.00	20 [1]	2/3	15000	102	88	3000	Any

[1] At rated voltage and cos φ ≥ 0,9
[2] Circuit diagrams, see page 9.53
[3] See operating instructions: “Photometric and electrical data”

POWERBALL HCI®-TT SUPER 4Y

Product name	A	W_K	KK	CIRCUIT DIAGRAM [2]	lm	lm/W	Ra	K	[3]
HCI-TT 35 W/830 SUPER 4Y	0.50	39.70	6 [1]	2/3	4200	105	≥80	3200	Any
HCI-TT 50 W/830 SUPER 4Y	0.75	56.00	10 [1]	2/3	6100	109	≥80	3000	Any
HCI-TT 70 W/830 SUPER 4Y	1.00	75.00	12 [1]	2/3	8000	107	≥80	3000	Any
HCI-TT 100 W/830 SUPER 4Y	1.20	100.00	12 [1]	2/3	12000	120	≥80	3000	Any
HCI-TT 150 W/830 SUPER 4Y	1.80	148.00	20 [1]	2/3	17300	117	≥80	3000	Any
HCI-TT 250 W/830 SUPER 4Y	3.00	256.00	32 [1]	2/3	32000	125	≥80	3000	Any

[1] At rated voltage and cos φ ≥ 0,9
[2] Circuit diagrams, see page 9.53
[3] See operating instructions: “Photometric and electrical data”

POWERBALL HCI®-TT

Product name	A	W_K	KK	CIRCUIT DIAGRAM [2]	lm	lm/W	Ra	K	[3]
HCI-TT 70 W/942 NDL PB	0.93	75.00	12 [1]	2/3	6850	91	≥90	3880	Any
HCI-TT 150 W/942 NDL PB	1.80	146.00	20 [1]	2/3	15600	107	≥90	4090	Any

[1] At rated voltage and cos φ ≥ 0,9
[2] Circuit diagrams, see page 9.53
[3] See operating instructions: “Photometric and electrical data”

POWERBALL HCI®-ET SUPER 4Y

Product name	A	W_K	KK	CIRCUIT DIAGRAM [2]	lm	lm/W	Ra	K	[3]
HCI-ET 35 W/830 SUPER 4Y	0.45	40.00	6 [1]	2/3	4200	105	≥80	3000	Any
HCI-ET 50 W/830 SUPER 4Y	0.75	56.00	10 [1]	2/3	6100	109	≥80	3000	Any
HCI-ET 70 W/830 SUPER 4Y	0.95	74.00	12 [1]	2/3	7900	107	≥80	3000	Any

[1] At rated voltage and cos φ ≥ 0,9
[2] Circuit diagrams, see page 9.53
[3] See operating instructions: “Photometric and electrical data”

POWERBALL HCI®-PAR30

Product name	A	W_K	KK	CIRCUIT DIAGRAM [2]	cd	Ra	K	[3]
HCI-PAR30 35 W/830 WDL PB SP	0.53	39.00	6 [1]	2/3	45000	85	3000	Any
HCI-PAR30 35 W/830 WDL PB FL	0.53	39.00	6 [1]	2/3	8000	85	3000	Any
HCI-PAR30 70 W/930 WDL PB SP	0.98	72.00	12 [1]	2/3	60000	90	3000	Any
HCI-PAR30 70 W/930 WDL PB FL	0.98	72.00	12 [1]	2/3	12000	90	3000	Any

[1] At rated voltage and cos φ ≥ 0,9
[2] Circuit diagrams, see page 9.53
[3] See operating instructions: “Photometric and electrical data”

POWERSTAR HQI®-R

Product name	A	W_K	KK	CIRCUIT DIAGRAM [2]	cd	Ra	K	[3]
HQI-R 150 W/NDL/FO	1.80	150.00	20 [1]	2/3	1100	85	4200	p15

[1] At rated voltage and cos φ ≥ 0,9
[2] Circuit diagrams, see page 9.53
[3] See operating instructions: “Photometric and electrical data”

POWERSTAR HQI®-T G12

Product name	A	W_K	KK	CIRCUIT DIAGRAM [3]	lm	lm/W	Ra	K	[4]
HQI-T 70 W/WDL UVS	0.95	75.00	12 [1]	2/3	5300	71	73	3075	Any [2]
HQI-T 70 W/NDL UVS	0.90	73.00	12 [1]	2/3	5800	77	80	4200	Any [2]
HQI-T 150 W/WDL UVS	1.80	150.00	20 [1]	2/3	13000	87	77	3000	Any [2]
HQI-T 150 W/NDL UVS	1.80	150.00	20 [1]	2/3	13000	87	85	4200	Any [2]

[1] At rated voltage and cos φ ≥ 0,9
[2] Burning position: In horizontal burning position of lamp, base pins must be positioned in such a way that they form a horizontal plane
[3] Circuit diagrams, see page 9.53
[4] See operating instructions: “Photometric and electrical data”

POWERSTAR HQI®-TS EXCELLENCE

Product name	A	W_K	KK	CIRCUIT DIAGRAM [2]	lm	lm/W	Ra	K	[3]
HQI-TS 70 W/WDL	0.95	78.00	12 [1]	2/3	5925	76	67	3300	p45
HQI-TS 70 W/NDL	0.95	78.00	12 [1]	2/3	6500	83	78	4200	p45
HQI-TS 70 W/D	0.95	78.00	12 [1]	2/3	6200	75	75	5350	p45
HQI-TS 70 W/CD	1.00	75.00	12 [1]	2/3	5530	74	76	6500	p45
HQI-TS 150 W/WDL	1.80	150.00	20 [1]	2/3	12000	80	70	3100	p45
HQI-TS 150 W/NDL	1.80	150.00	20 [1]	2/3	12500	83	80	4200	p45
HQI-TS 150 W/D	1.80	150.00	20 [1]	2/3	13000	86	81	5450	p45
HQI-TS 150 W/CD	1.80	150.00	20 [1]	2/3	12500	83	81	6500	p45

[1] At rated voltage and cos φ ≥ 0,9
[2] Circuit diagrams, see page 9.53
[3] See operating instructions: “Photometric and electrical data”

POWERSTAR HQI®-TS

Product name	A	W_K	KK	CIRCUIT DIAGRAM [4]	lm	lm/W	Ra	K	[5]
HQI-TS 250 W/WDL	2.80	250.00	32 [3]	2	22000	88	80	3200	p45
HQI-TS 250 W/NDL UVS	3.00	250.00	32 [3]	2	20000	82	88	4200	p45
HQI-TS 250 W/D UVS	3.00	250.00	32 [3]	2	21500	82	93	5500	p45
HQI-TS 400 W/NDL [1]	4.10	410.00	45 [3]	2	36000	90	85	4200	p45
HQI-TS 400 W/D [2]	4.00	400.00	45 [3]	2	35000	90	93	5500	p45

[1] Operate only with NAV® control gear.
[2] With NAV® control gear
[3] At rated voltage and cos φ ≥ 0,9
[4] Circuit diagrams, see page 9.53
[5] See operating instructions: “Photometric and electrical data”

POWERSTAR HQI®-TS

Product name	A	W_K	KK	CIRCUIT DIAGRAM [5]	lm	lm/W	Ra	K	[6]
HQI-TS 1000 W/NDL/S UVS	9.70	1000.00	85 [4]	2	90000	90	85	4400	p15
HQI-TS 1000 W/D/S PRO	9.60	1000.00	85 [4]	2	90000	90	85	6100	p15
HQI-TS 2000 W/NDL/S	11.30	1930.00	60 [4]	2	222000	115	90	4650	p15
HQI-TS 2000 W/D/S	11.30	1950.00	60 [4]	2	210000	108	83	6100	p15
HQI-TS 2000 W/D/S/HF [1]	12.20	2060.00	70 [4]	2	230000	112	83	6200	p15
HQI-TS 1000 W/D/S ECG	9.30	1200.00		3	117000	98	90	5900	p15
HQI-TS 2000 W/D/S ECG [3]	11.20	2080.00		3	228000	110	85	6300	p15

[1] Only with 12.2 A control gear
[2] Operation on suitable 1200 W ECG only (Schiederwerk PVG 12-20 and ignitor KZG 12-8 or KZG 20-8)
[3] Operation on suitable 2000 W ECG only (Schiederwerk PVG 12-20 and ignitor KZG 12-8 or KZG 20-8)
[4] At rated voltage and cos φ ≥ 0,9
[5] Circuit diagrams, see page 9.53
[6] See operating instructions: “Photometric and electrical data”

POWERSTAR HQI®-TS

Product name	A	W_K	KK	CIRCUIT DIAGRAM [2]	lm	lm/W	Ra	K	[3]
HQI-TS 2000 W/N/L	10.40	2150.00	60 [1]	2	230000	107	65	4100	p15

[1] At rated voltage and cos φ ≥ 0,9
[2] Circuit diagrams, see page 9.53
[3] See operating instructions: “Photometric and electrical data”

POWERSTAR HQI®-T 1000…2000 W

Product name	A	W_K	KK	CIRCUIT DIAGRAM [4]	lm	lm/W	Ra	K	[5]
HQI-T 1000 W/D	8.60	1000.00	85 [3]	2	85000	86	81	7250	p30
HQI-T 1000 W/N	9.00	1050.00	85 [3]	2	110000	104	64	3350	p30
HQI-T 2000 W/N/E SUPER	9.60	1980.00	37 [3]	2	245000	110	63	4550	p60
HQI-T 2000 W/N/SN SUPER [1]	9.90	2030.00	37 [3]	2	240000	96	63	4550	p60
HQI-T 2000 W/N 230 V [1]	18.80	2040.00	125 [3]	2	190000	93	60	4150	p30
HQI-T 2000 W/D	10.30	2100.00	85 [3]	2	180000	86	80	7250	p30
HQI-T 2000 W/N/I [2]	8.90	1950.00	37 [3]	1	200000	103	60	4300	p30
HQI-T 2000 W/D/I [2]	10.10	2110.00	60 [3]	1	180000	88	83	7450	p30

[1] Lamp ignites at an ignition voltage of 0.9…1.3 kVs; lamps must not be operated with 4…5 kV igniters
[2] Operation without external igniter
[3] At rated voltage and cos φ ≥ 0,9
[4] Circuit diagrams, see page 9.53
[5] See operating instructions: “Photometric and electrical data”

POWERSTAR HQI®-T

Product name	A	W_K	KK	CIRCUIT DIAGRAM [6]	lm	lm/W	Ra	K	[7]
HQI-T 250 W/D PRO	3.00	250.00	32 [3]	2	19000	76	92	5500	Any [4]
HQI-T 250 W/N/SI [1]	2.10	250.00	32 [3]	2	19000	76	65	4500	Any
HQI-T 250 W/N PLUS [5]	2.60	270.00	32	2	22500	83	65	3800	p45
HQI-BT 400 W/D PRO [2]	4.00	420.00	45 [3]	2	34000	81	92	5500	Any
HQI-BT 400 W/N PLUS [2, 5]	4.00	420.00	45	2	40000	95	65	3800	p45
HQI-T 400 W/N [2]	3.90	448.00	45 [3]	2	40000	90	62	3700	p45
HQI-T 400 W/N/SI [1]	3.42	400.00	45 [3]	2	33000	82	65	4100	Any

[1] With HQI® control gear / Lamp ignites at an ignition voltage of 0.9…1.3 kVs; lamps must not be operated with 4…5 kV igniters.
[2] With NAV® control gear
[3] At rated voltage and cos φ ≥ 0,9
[4] Color shifts possible in base-down burning position.
[5] In preparation
[6] Circuit diagrams, see page 9.53
[7] See operating instructions: “Photometric and electrical data”

POWERSTAR HQI®-E/P COATED

Product name	A	W_K	KK	CIRCUIT DIAGRAM [3]	lm	lm/W	Ra	K	[4]
HQI-E/P 250 W/D CO	3.00	250.00	32 [2]	2	17000	68	90	5300	Any
HQI-E/P 400 W/D CO [1]	4.00	420.00	45 [2]	2	32000	76	90	5100	Any

[1] With NAV® control gear
[2] At rated voltage and cos φ ≥ 0,9
[3] Circuit diagrams, see page 9.53
[4] See operating instructions: “Photometric and electrical data”

POWERSTAR HQI®-E CLEAR

Product name	A	W_K	KK	CIRCUIT DIAGRAM [2]	lm	lm/W	Ra	K	[3]
HQI-E 70 W/WDL CL	0.90	70.00	12 [1]	2	5200	74	75	3000	Any
HQI-E 70 W/NDL CL	0.90	70.00	12 [1]	2	5500	79	80	4200	Any
HQI-E 100 W/WDL CL	1.10	100.00	16 [1]	2	8500	85	75	3200	Any
HQI-E 100 W/NDL CL	1.10	100.00	16 [1]	2	8400	84	82	4200	Any
HQI-E 150 W/WDL CL	1.80	150.00	20 [1]	2	12900	86	75	3000	Any
HQI-E 150 W/NDL CL	1.80	150.00	20 [1]	2	12500	83	88	4200	Any

[1] At rated voltage and cos φ ≥ 0,9
[2] Circuit diagrams, see page 9.53
[3] See operating instructions: “Photometric and electrical data”

POWERSTAR HQI®-E COATED

Product name	A	W_K	KK	CIRCUIT DIAGRAM [2]	lm	lm/W	Ra	K	[3]
HQI-E 70 W/WDL CO	0.90	70.00	12 [1]	2	4700	67	75	2900	Any
HQI-E 70 W/NDL CO	0.90	70.00	12 [1]	2	5100	73	82	4000	Any
HQI-E 100 W/WDL CO	1.10	100.00	16 [1]	2	7900	79	75	3000	Any
HQI-E 100 W/NDL CO	1.10	100.00	16 [1]	2	7700	77	82	4000	Any
HQI-E 150 W/WDL CO	1.80	150.00	20 [1]	2	11000	73	75	2900	Any
HQI-E 150 W/NDL CO	1.80	150.00	20 [1]	2	11000	73	88	4000	Any

[1] At rated voltage and cos φ ≥ 0,9
[2] Circuit diagrams, see page 9.53
[3] See operating instructions: “Photometric and electrical data”

POWERSTAR HQI®-E CLEAR

Product name	A	W_K	KK	CIRCUIT DIAGRAM [3]	lm	lm/W	Ra	K	[4]
HQI-E 70 W/WDL CO	0.90	70.00	12 [1]	2	4700	67	75	2900	Any

[1] With NAV® control gear
[2] At rated voltage and cos φ ≥ 0,9
[3] Circuit diagrams, see page 9.53
[4] See operating instructions: “Photometric and electrical data”

POWERSTAR HQI®-E COATED

Product name	A	W_K	KK	CIRCUIT DIAGRAM [6]	lm	lm/W	Ra	K	[7]
HQI-E 250 W/N/SI CO [1]	2.10	250.00	32 [3]	2	20500	82	70	3800	Any
HQI-E 250 W/D PRO	3.00	250.00	32 [3]	2	18000	72	92	5200	Any [4]
HQI-E 250 W/N PLUS [5]	2.60	270.00	32	2	22500	83	65	3800	h45
HQI-E 400 W/N/SI CO [1]	3.40	400.00	45 [3]	2	36500	91	70	3900	Any
HQI-E 400 W/N CO [1]	3.80	444.00	45 [3]	2	40000	91	62	3800	h45
HQI-E 400 W/D PRO [2]	4.00	420.00	45 [3]	2	34000	82	92	5200	Any
HQI-E 400 W/N PLUS [2, 5]	4.00	420.00	45	2	40000	95	65	3800	h45
HQI-E 1000 W/N	9.50	1060.00	85 [3]	2	100000	94	62	3700	h45

[1] Lamp ignites at an ignition voltage of 0.9…1.3 kVs; lamps must not be operated with 4…5 kV igniters
[2] With NAV® control gear
[3] At rated voltage and cos φ ≥ 0,9
[4] Color shifts possible in base-down burning position.
[5] In preparation
[6] Circuit diagrams, see page 9.53
[7] See operating instructions: “Photometric and electrical data”

VIALOX® NAV®-E SUPER XT

Product name	A	W_K	KK	CIRCUIT DIAGRAM [3]	lm	lm/W	Ra	K	[4]
NAV-E 50 W SUPER XT [1]	0.75	52.00	10 [2]	2/3	4000	77	≤25	2000	Any
NAV-E 70 W SUPER XT [1]	0.98	70.00	12 [2]	2/3	6300	90	≤25	2000	Any
NAV-E 100 W SUPER XT [1]	1.20	100.00	12 [2]	2/3	10400	104	≤25	2000	Any
NAV-E 150 W SUPER XT [1]	1.80	152.00	20 [2]	2/3	17000	112	≤25	2000	Any
NAV-E 250 W SUPER XT [1]	2.95	255.00	32 [2]	2/3	31600	124	≤25	2000	Any
NAV-E 400 W SUPER XT [1]	4.42	410.00	45 [2]	2	56500	138	≤25	2000	Any

[1] Important: Before replacing NAV® standard lamps in existing installations, check that the igniters are suitable.
[2] At rated voltage and cos φ ≥ 0,9
[3] Circuit diagrams, see page 9.53
[4] See operating instructions: “Photometric and electrical data”

VIALOX® NAV®-E SUPER 4Y®

Product name	A	W_K	KK	CIRCUIT DIAGRAM [3]	lm	lm/W	Ra	K	[4]
NAV-E 50 W SUPER 4Y [1]	0.75	52.00	10 [2]	2/3	4000	77	≤25	2000	Any
NAV-E 70 W SUPER 4Y [1]	0.98	71.00	12 [2]	2/3	6600	90	≤25	2000	Any
NAV-E 100 W SUPER 4Y [1]	1.20	100.00	12 [2]	2/3	10400	104	≤25	2000	Any
NAV-E 150 W SUPER 4Y [1]	1.80	152.00	20 [2]	2/3	17000	112	≤25	2000	Any
NAV-E 250 W SUPER 4Y [1]	2.95	255.00	32 [2]	2/3	31600	124	≤25	2000	Any
NAV-E 400 W SUPER 4Y [1]	4.42	410.00	45 [2]	2	56500	138	≤25	2000	Any

[1] Important: Before replacing NAV® standard lamps in existing installations, check that the igniters are suitable.
[2] At rated voltage and cos φ ≥ 0,9
[3] Circuit diagrams, see page 9.53
[4] See operating instructions: “Photometric and electrical data”

VIALOX® NAV®-E

Product name	A	W_K	KK	CIRCUIT DIAGRAM [3]	lm	lm/W	Ra	K	[4]
NAV-E 50 W/E E27 [1]	0.77	50.00	10 [2]	2/3	3600	72	≤25	2000	Any
NAV-E 70 W/E E27 [1]	0.98	70.00	12 [2]	2/3	5900	84	≤25	2000	Any
NAV-E 1000 W E40 [1]	10.30	1000.00	100 [2]	2	130000	128	≤25	2000	Any

[1] ErP-compliant according to EU Regulation 245/2009
[2] At rated voltage and cos φ ≥ 0,9
[3] Circuit diagrams, see page 9.53
[4] See operating instructions: “Photometric and electrical data”

VIALOX® NAV®-E/I

Product name	A	W_K	KK	CIRCUIT DIAGRAM [3]	lm	lm/W	Ra	K	[4]
NAV-E 50 W/I E27 [1]	0.77	50.00	10 [2]	1	3600	72	≤25	2000	Any
NAV-E 70 W/I E27 [1]	0.98	70.00	12 [2]	1	5900	84	≤25	2000	Any

[1] Operate only with NAV® control gear. No igniter required.
[2] At rated voltage and cos φ ≥ 0,9
[3] Circuit diagrams, see page 9.53
[4] See operating instructions: “Photometric and electrical data”

VIALOX® NAV®-E PLUG-IN

Product name	A	W_K	KK	CIRCUIT DIAGRAM [3]	lm	lm/W	Ra	K	[4]
NAV-E 68 W E27 [1]	0.85	68.00	8 [2]	1	5600	82	≤25	2000	Any

[1] ErP-compliant according to EU Regulation 245/2009
[2] At rated voltage and cos φ ≥ 0,9
[3] Circuit diagrams, see page 9.53
[4] See operating instructions: “Photometric and electrical data”

VIALOX® NAV®-T SUPER XT

Product name	A	W_K	KK	CIRCUIT DIAGRAM [3]	lm	lm/W	Ra	K	[4]
NAV-T 50 W SUPER XT [1]	0.75	52.00	10 [2]	2/3	4200	81	≤25	2000	Any
NAV-T 70 W SUPER XT [1]	0.97	71.00	12 [2]	2/3	6600	93	≤25	2000	Any
NAV-T 100 W SUPER XT [1]	1.20	100.00	12 [2]	2/3	10700	107	≤25	2000	Any
NAV-T 150 W SUPER XT [1]	1.80	152.00	20 [2]	2/3	17500	115	≤25	2000	Any
NAV-T 250 W SUPER XT [1]	2.95	255.00	32 [2]	2/3	33200	130	≤25	2000	Any
NAV-T 400 W SUPER XT [1]	4.52	400.00	45 [2]	2	56500	141	≤25	2000	Any
NAV-T 600 W SUPER XT [1]	6.06	600.00	65 [2]	2	90000	150	≤25	2000	Any

[1] Important: Before replacing NAV® standard lamps in existing installations, check that the igniters are suitable.
[2] At rated voltage and cos φ ≥ 0,9
[3] Circuit diagrams, see page 9.53
[4] See operating instructions: “Photometric and electrical data”

VIALOX® NAV®-T SUPER 4Y®

Product name	A	W_K	KK	CIRCUIT DIAGRAM [3]	lm	lm/W	Ra	K	[4]
NAV-T 50 W SUPER 4Y [1]	0.75	52.00	10 [2]	2/3	4200	81	≤25	2000	Any
NAV-T 70 W SUPER 4Y [1]	0.97	71.00	12 [2]	2/3	6600	93	≤25	2000	Any
NAV-T 100 W SUPER 4Y [1]	1.20	100.00	12 [2]	2/3	10700	107	≤25	2000	Any
NAV-T 150 W SUPER 4Y [1]	1.80	152.00	20 [2]	2/3	17500	115	≤25	2000	Any
NAV-T 250 W SUPER 4Y [1]	2.95	255.00	32 [2]	2/3	33200	130	≤25	2000	Any
NAV-T 400 W SUPER 4Y [1]	4.52	400.00	45 [2]	2	56500	141	≤25	2000	Any
NAV-T 600 W SUPER 4Y [1]	6.06	600.00	65 [2]	2	90000	150	≤25	2000	Any

[1] Important: Before replacing NAV® standard lamps in existing installations, check that the igniters are suitable.
[2] At rated voltage and cos φ ≥ 0,9
[3] Circuit diagrams, see page 9.53
[4] See operating instructions: “Photometric and electrical data”

VIALOX® NAV®-T

Product name	A	W_K	KK	CIRCUIT DIAGRAM [3]	lm	lm/W	Ra	K	[4]
NAV-T 1000 W E40 [1]	10.60	960.00	100 [2]	2	130000	135	≤25	2000	Any

[1] ErP-compliant according to EU Regulation 245/2009
[2] At rated voltage and cos φ ≥ 0,9
[3] Circuit diagrams, see page 9.53
[4] See operating instructions: “Photometric and electrical data”

VIALOX® NAV®-T/I

Product name	A	W_K	KK	CIRCUIT DIAGRAM [3]	lm	lm/W	Ra	K	[4]
NAV-T 1000 W/I 400 V E40 [1]	10.60	1000.00	100 [2]	1	140000	140	≤25	2000	Any

[1] No igniter required
[2] At rated voltage and cos φ ≥ 0,9
[3] Circuit diagrams, see page 9.53
[4] See operating instructions: “Photometric and electrical data”

VIALOX® NAV®-TS SUPER 4Y®

Product name	A	W_K	KK	CIRCUIT DIAGRAM [2]	lm	lm/W	Ra	K	[3]
NAV-TS 70 W SUPER 4Y	0.98	70.00	12 [1]	2/3	6600	94	≤25	2000	p45
NAV-TS 150 W SUPER 4Y	1.80	150.00	20 [1]	2/3	15000	100	≤25	2000	p45

[1] At rated voltage and cos φ ≥ 0,9
[2] Circuit diagrams, see page 9.53
[3] See operating instructions: “Photometric and electrical data”

VIALOX® NAV®-TS

Product name	A	W_K	KK	CIRCUIT DIAGRAM [2]	lm	lm/W	Ra	K	[3]
NAV-TS 250 W FC2	13.9	70.00	12 [1]	2/3	6600	94	≤25	2000	p45
NAV-TS 400 W FC2	1.80	150.00	20 [1]	2/3	15000	100	≤25	2000	p45

[1] At rated voltage and cos φ ≥ 0,9
[2] Circuit diagrams, see page 9.53
[3] See operating instructions: “Photometric and electrical data”

PLANTASTAR®-T

Product name	A	W_K	KK	CIRCUIT DIAGRAM [4]	lm	lm/W	Ra	K	[5]
PLANTASTAR 250 W E40	2.95	255.00	32 [1]	2	420 [3]	1.6 [3]	20	2000	Any
PLANTASTAR 400 W E40	4.52	400.00	45 [1]	2	725 [3]	1.7 [3]	25	2000	Any
PLANTASTAR 600 W 400 V E40	3.44	620.00	65 [1]	2	1150 [3]	1.8 [3]	25	2000	Any
PLANTASTAR 600 W 230 V E40	6.06	600.00	65 [1]	2	1100 [3]	1.8 [3]	25	2000	Any

[1] At rated voltage and cos φ ≥ 0,9
[2] Photonenstrom µmol/s
[3] Photonenausbeute µmol/s/w
[4] Circuit diagrams, see page 9.53
[5] See operating instructions: “Photometric and electrical data”

PLANTASTAR®-TS

Product name	A	W_K	CIRCUIT DIAGRAM	lm [5]	lm/W	Ra	K	[6]
PLANTASTAR 1000 W [1]	4.20	1000.00	3	1900 [3]	1.90 [4]	25	2000	Horizontal
PLANTASTAR 1000 W PLUS [2]	4.20	1000.00	3	1980 [3]	1.98 [4]	25	2000	Horizontal

[1] Operation on high-frequency ECG only
[2] Operation on high-frequency ECG only / In preparation
[3] Photon flux µmol/s
[4] Photon efficacy µmol/s/w
[5] Circuit diagrams, see page 9.53
[6] See operating instructions: “Photometric and electrical data”

OPERATING INSTRUCTIONS

POWER SUPPLY

Suitable control gears are required to operate the lamps. These may be electromagnetic ballasts (also called conventional control gears (CCGs) or chokes) or electronic control gears (ECGs). For chokes, the tap provided for the available supply voltage (usually 230 V AC at 50 Hz) must be used. If a different supply voltage is used, control gears with appropriate taps designed for these voltages must be used.

PHOTOMETRIC AND ELECTRICAL DATA

All stated electrical and photometric data are specific values after aging the lamps for 100 hours and are valid for operation on reference equipment (IEC 60923) under laboratory conditions. For lamps that are only released for operation on ECGs, the values are valid for operation on square-wave electronic control gears (IEC 61167) under laboratory conditions.
For HCI® lamps, the specified values relate to the horizontal burning position for TS-, TT-, and ET-types, and to the base-up burning position for all other types, unless indicated otherwise. For HQI® lamps, the specified values apply to the horizontal burning position for T-types > 150 W and TS-types and to the base-up burning position for T-types ≤ 150 W unless indicated otherwise. NAV® lamps are all measured in the horizontal burning position. In other burning positions, there may be considerable differences in the measured values, particularly the luminous flux, color temperature and lamp life.

The luminous flux is virtually unaffected by the ambient temperature outside the luminaire. At low ambient temperatures down to around -50 °C, special igniters are needed.

All POWERSTAR® HQI®-TS ... and VIALOX® NAV®-TS ... lamps achieve their rated data at relatively high ambient temperatures, such as those in typical luminaires or luminaire simulators. Detailed information on luminaire simulators for determining lamp data for HQI®-TS and HCI®-TS can be found in IEC 61167, Annex B.6. NAV®-TS ... lamps should be treated similarly.

The lamp survival factor (LSF) states the percentage of lamps that still function after a given period of time. The lamp lumen maintenance factor (LLMF) states the percentage of luminous flux compared to the value at 100 h still left at a given time.

PERMITTED LINE VOLTAGE DEVIATION

The permitted line voltage deviation for operation on electromagnetic ballasts for HCI®, HQI® and NAV® is ± 3 %. Sudden fluctuations in the line voltage of more than ± 10 % may cause the lamps to go out. If the deviation from the rated supply voltage (230 V or 400 V) is permanent without an adjusted choke tap, high intensity discharge lamps may exhibit changes in chromaticity and luminous flux. Lamp life may also be reduced.

Electronic control gears such as POWERTRONIC® PTi, PT-FIT or PTo are immune to alterations in supply voltage to a large extent and provide a constant lamp wattage over a wide range of input voltage.

SAFETY

OSRAM high intensity discharge lamps meet the safety requirements defined in IEC 62035 and IEC 61167.

Because of their high operating pressure, the following lamps may only be used in fully enclosed luminaires designed to take them. In the rare case that a discharge vessel shatters, the luminaire must be able to retain all the hot pieces of ceramic or glass throughout its life.

This relates to the following lamps:
- All HCI®-T and HQI®-T lamps
- All HCI®-TC lamps
- All HCI®-TF lamps
- All HCI®-TS and HQI®-TS lamps
- All HCI®-TT and HCI®-ET lamps
- All HQI®-E lamps
- HQI®-R 150 W/NDL lamps

The following lamps are suitable for open luminaires:
- All HCI®-E/P and HCI®-PAR lamps
- All HQI®-E/P lamps

Operating lamps with a damaged outer bulb is dangerous and therefore not permitted. At the end of their lives, sodium high-pressure lamps and metal halide lamps can exhibit a “rectification” effect.
This is not a manufacturer-specific effect. Because of the excessive DC components when operated on electromagnetic ballasts, the lamp control gears (choke, transformers and/or starters) may be overloaded. To meet the requirements of IEC 62035, therefore, suitable protective measures must be taken to ensure that safety is maintained under these conditions. This applies also to control gears with the option of power reduction. NAV® Plug-in lamps have been developed specially as substitutes for mercury vapor lamps in existing luminaires and are therefore not affected. The chokes and pf correction capacitors generally needed for operating discharge lamps may, under certain conditions, create oscillating circuits. These circuits may then produce excessive currents and voltages, which in turn can destroy the control gears, capacitors and lamps. Such resonance phenomena must be avoided by appropriate circuits and fuses.

LAMP OPERATION

Operating high intensity discharge lamps for short periods in combination with frequent on/off switching will shorten their life. The lamps should be operated for at least 3 hours and should remain off for at least 30 minutes. This applies in particular to HQI® ≥ 1000 W. NAV® lamps are not suitable for short on/off cycles but should burn for at least 5 minutes. In low-temperature applications down to -50 °C, only HCI®, HQI® and NAV® lamps designed for operation with an external ignitor are suitable. Such applications call for special (heatable) igniters such as MZN 400 SU-LT from BAG Turgi (for lamps from 100 to 400 W) and similar igniters from other manufacturers.

LUMINAIRE DESIGN

Luminaires must comply with design according to the EN 60598 standard (thermal characteristics and fuse protection). HQI® 1000 W to 2000 W lamps should be held without applying pressure or by means of a lamp support close to the crown end. The same applies to NAV®-T 1000 W lamps in the horizontal burning position.
When designing the luminaire (specifically the reflector), care has to be taken that, in particular, no radiation must be reflected onto the sensitive parts of the lamp. This may cause thermal overloads, which in turn will generally lead to premature failure. For a detailed description and instructions on how to avoid problems, see the brochure entitled "Metal halide lamps. Further details can be found under www.ledvance.com, downloads and under the single products information.

CONTROL GEARS

HCI®, HQI®, NAV®:
- Control gears:
  <220 V: high-reactance transformer
  ≥220 V: choke (according to IEC 61347)
  Electronic control gear (ECG)

For HCI®, HQI® and NAV® lamps, control gears with suitable overload protection should be used (see: Safety).
- Igniters: HCI®, HQI® and NAV® lamps also need an appropriate igniter.

Exceptions:
- HQI®-T 2000/N
- HQI®-T 2000/D/I
- NAV®-E 50/I
- NAV®-E 70/I
- NAV®-E 68

NAV® SUPER lamps in particular require igniters with a higher ignition energy. With suitable igniters or operating equipment, some specific HCI®, HQI® and NAV® lamps can be instantly restarted while hot.
For more information, see: Restarting.

For the permissible distances between the lamp and the control gear, check the information provided by the equipment manufacturer.

START-UP CURRENT

HCI®, HQI®, NAV®:
Depending on the control gear used, the start-up current may be up to twice as high as the operating current.

CIRCUIT PROTECTION

Fuses for HCI®, HQI® and NAV® lamps must be slow-acting. If fuse wire is used, it should be rated for twice the rated lamp current. If MCBs are provided, they should comply with characteristic "C".

HOLDERS

The holders used must be capable of withstanding the high voltages that occur during ignition and hot restrikes. Suitable high-voltage holders can be ordered from lampholder manufacturers. Lamp holders with retention device are recommended for outdoor applications to prevent them coming loose (IEC 60238).

POWER FACTORS

(without compensation)
- HCI® and HQI®: cos φ 0,5…0,7
- NAV®: With chokes cos φ 0,5

For PFC capacitors according to requirements and application, check the manufacturer's specifications. For recommended compensation capacitor values for single compensation, see pages 9.38 to 9.49.

POWER REDUCTION

HQI® lamps must not be operated at reduced wattage as this may result in strong color shifts, poorer maintenance and shorter lamp life.

The dimming of HCI® POWERBALL® lamps on the POWERTRONIC® PTo is permitted. Dimming, however, leads to a change in the photometric parameters, lamp efficiency drops and the color rendering decreases. Especially due to the shift in color, dimming seems to be less suitable for indoor lighting.

Dimming of NAV® lamps (with exception of lamps with internal ignition unit) is permissible on POWERTRONIC® PTo.

NAV® lamps (with exception of lamps with internal ignition unit) as well as HCI®-TT and HCI®-ET can be operated at the next lower choke impedance with reduced power. Where dimming is permitted, the lifetime of the lamps remains unchanged. Further details regarding dimming can be found at www.ledvance.com under Products.

SWITCH-ON

HCI®:	Full luminous flux after approx. 1 to 3 minutes. Starting current approx. 40 % to 90 % higher – depending on lamp type and control gear
HQI®:	Full luminous flux after approx. 2 to 4 minutes. Starting current approx. 40 % to 90 % higher – depending on lamp type and control gear
NAV®:	Full luminous flux after approx. 6 to 10 minutes depending on lamp type and control gear. Starting current approx. 25 % higher

RESTARTING

HCI®, HQI®, NAV®:
Depending on the type, these lamps need a little time (0.25 to 15 minutes) to cool down before they can be restarted because the necessary ignition voltage would initially be higher than the supply voltage or, in the case of HCI®, HQI® and NAV®, above the ignition voltage of the igniter. The use of a timer igniter is recommended because these ignitors do not permanently provide ignition pulses during the cooldown of the lamp and thus prevent overheating. The devices pause after every short ignition attempt and shut down entirely after longer unsuccessful ignition (earliest shutdown after 15 min).

Instant restarting is possible with suitable igniters for the following lamps:
- HQI®-TS Excellence
- HQI®-TS
- NAV®-TS

Depending on the lamp type, the necessary restrike voltage is 25 to 60 kVs.

RADIO INTERFERENCE

Except during ignition, radio interference does not normally occur with high pressure lamps. Capacitors must not be connected in parallel to the high-pressure lamp. The requirements of DIN EN 50160 must be met.

COLOR SHIFTS

HCI® and HQI® lamps may show color shifts from lamp to lamp. These shifts may be due to external influences such as the line voltage, control gear, burning position or luminaire design.

END OF LIFE

High intensity discharge lamps (HCI®, HQI® and NAV®) can be considered to have reached the end of their life if:
- there is a marked change in their color or
- there is a significant loss of brightness or
- the lamp no longer ignites or
- the lamp periodically goes out and comes on again.

To protect the control gears and to avoid unnecessary radio interference, HCI®, HQI® and NAV® lamps must be replaced as soon as they reach the end of their life.

GUARANTEE

A warranty for high intensity discharge lamps can only be given if the prescribed operating conditions are observed; that is in particular if the maximum permissible lamp temperatures are not exceeded and the lamps are operated only on appropriate control gears. In addition, the specified lifetimes apply only to operation in luminaires that do not reflect radiation back onto the lamp (see paragraph “Luminaire design” on page 9.51).



CIRCUIT DIAGRAMS

These **circuit diagrams** refer to the lamps listed on pages 9.40 to 9.51

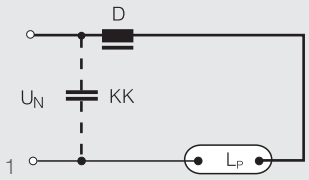

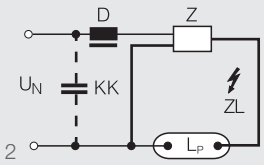

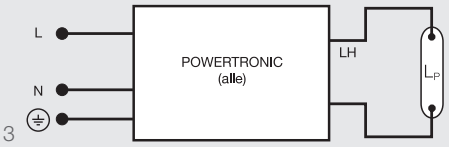

D = Choke
KK = Compensation capacitor
L_P = Lamp
L = Line conductor (phase)

LH = High-voltage terminal
N = Neutral line
U_N = Line voltage
Z = Igniter (install close to the lamp)

ZL = Ignition line (for screw bases link to base contact in the holder)

For single-phase supplies, the choke must be connected to the live lead.

The right igniter for the particular lamp type must be used to ensure reliable and safe ignition. For POWERTRONIC® electronic control gear for HCI®, HQI® and NAV® high intensity discharge lamps, see Section 15.

Chokes, lampholders, capacitors, high-reactance transformers and igniters are available from electrical suppliers.

BURNING POSITIONS – BASES

Burning positions

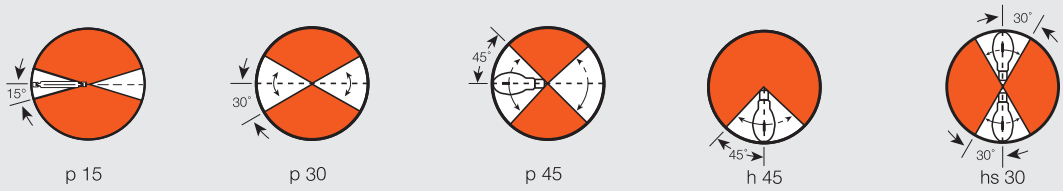

p 15 | p 30 | p 45 | h 45 | hs 30

☐ Permitted ■ Not permitted

Bases

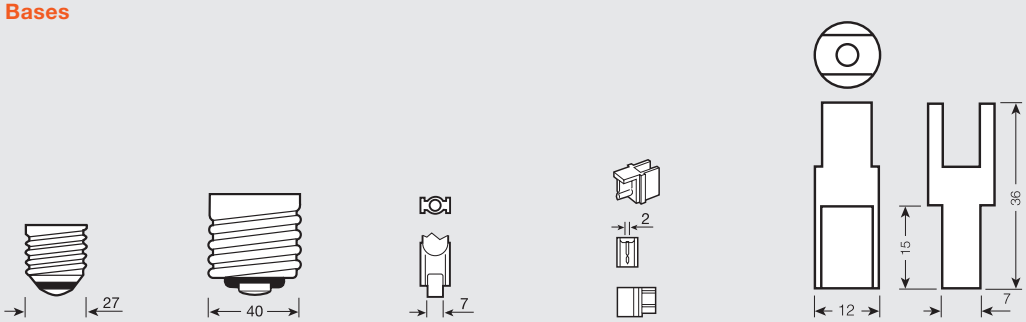

E27
Sheet
7004-21

E40
Sheet
7004-24

RX7s
RX7s-24
Sheet
7004-92 A

Fc2
Sheet
7004-114

K12s-36

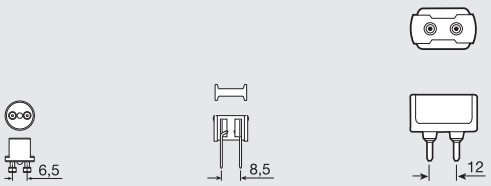

GU6.5
Sheet
7004-152

G8.5
Sheet
7004-122

G12
Sheet
7004-63



COMPACT FLUORESCENT LAMPS WITH INTEGRATED CONTROL GEAR

CONTENT

OSRAM DULUX TWIST	10.02
OSRAM DULUX STICK	10.04
Spectral power distribution of OSRAM DULUX lamps with integrated control gear	10.05
Light colors and color rendering properties according to EN 12464-1/DIN 5035 for OSRAM DULUX lamps with integrated control gear	10.05
Bases IEC/EN 60061-1	10.05



OSRAM

OSRAM DULUX TWIST

Compact fluorescent integrated, spiral shape



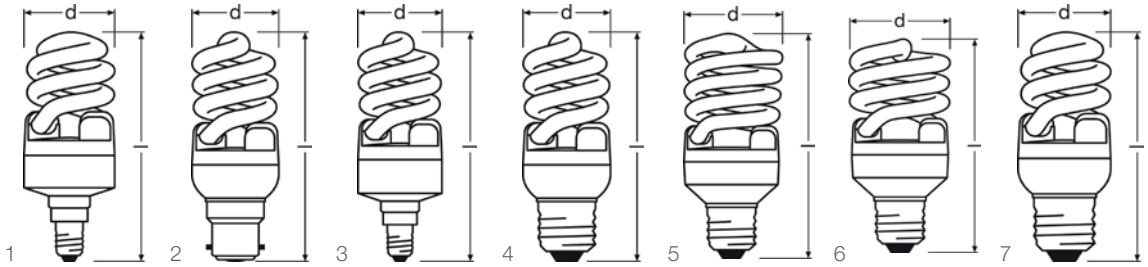

Product name	GTIN (EAN)	W	V	lm	K	t[h]			Ø d [mm]
D TWIST 12 W/2700 K 220…240 V E14	4008321605955	12	220…240	660	2700	10000	10000	E14	41
D TWIST 12 W/2700 K 220…240 V E27	4008321605924	12	220…240	660	2700	10000	10000	E27	41
D TWIST 12 W/4000 K 220…240 V E14	4052899912533	12	220…240	660	4000	10000	10000	E14	41
D TWIST 12 W/4000 K 220…240 V E27	4052899912564	12	220…240	660	4000	10000	10000	E27	41
D TWIST 12 W/6500 K 220…240 V E14	4008321628473	12	220…240	660	6500	10000	10000	E14	41
D TWIST 12 W/6500 K 220…240 V E27	4008321628503	12	220…240	660	6500	10000	10000	E27	41
DTW 15 W/2700 K 220…240 V B22d	4008321985965	15	220…240	900	2700	10000	10000	B22d	41
DTW 15 W/2700 K 220…240 V E27	4008321605986	15	220…240	900	2700	10000	10000	E27	41
DTW 15 W/2700 K 220…240 V E14	4052899915732	15	220…240	900	2700	10000	10000	E14	41
DTW 15 W/4000 K 220…240 V E27	4052899913240	15	220…240	900	4000	10000	10000	E27	41
DTW 15 W/6500 K 220…240 V E27	4008321628534	15	220…240	900	6500	10000	10000	E27	41
DTW 20 W/2700 K 220…240 V E27	4008321606013	20	220…240	1300	2700	10000	10000	E27	54
DTW 20 W/4000 K 220…240 V E27	4052899913288	20	220…240	1300	4000	10000	10000	E27	54
DTW 20 W/6500 K 220…240 V E27	4008321628565	20	220…240	1300	6500	10000	10000	E27	54
D TWIST 23 W/2700 K 220…240 V E27	4008321606044	23	220…240	1600	2700	10000	10000	E27	54
D TWIST 23 W/4000 K 220…240 V E27	4008321986399	23	220…240	1600	4000	10000	10000	E27	54
D TWIST 23 W/6500 K 220…240 V E27	4008321628596	23	220…240	1600	6500	10000	10000	E27	54

Product name	[mm]			No.
D TWIST 12 W/2700 K 220…240 V E14	106	A	10	1
D TWIST 12 W/2700 K 220…240 V E27	102	A	10	7
D TWIST 12 W/4000 K 220…240 V E14	106	A	10	1
D TWIST 12 W/4000 K 220…240 V E27	102	A	10	7
D TWIST 12 W/6500 K 220…240 V E14	106	A	10	1
D TWIST 12 W/6500 K 220…240 V E27	102	A	10	7
DTW 15 W/2700 K 220…240 V B22d	105	A	10	2
DTW 15 W/2700 K 220…240 V E27	106	A	10	4
DTW 15 W/2700 K 220…240 V E14	109	A	10	3
DTW 15 W/4000 K 220…240 V E27	106	A	10	4
DTW 15 W/6500 K 220…240 V E27	106	A	10	4
DTW 20 W/2700 K 220…240 V E27	111	A	10	6
DTW 20 W/4000 K 220…240 V E27	111	A	10	6
DTW 20 W/6500 K 220…240 V E27	111	A	10	6
D TWIST 23 W/2700 K 220…240 V E27	119	A	10	5
D TWIST 23 W/4000 K 220…240 V E27	119	A	10	5
D TWIST 23 W/6500 K 220…240 V E27	119	A	10	5

OSRAM DULUX TWIST
Compact fluorescent integrated, spiral shape

PRODUCT FEATURES

- Good quality of light; color rendering index R_a: ≥ 80; constant chromaticity
- Average life: 10,000 h

PRODUCT BENEFITS

- Very compact shape with high efficiency
- Higher luminous efficacy compared to other energy-saving lamp shapes

AREAS OF APPLICATION

- Wherever compact and efficient lamps are needed
- High-quality domestic and professional environments
- General illumination
- Outdoor use in enclosed and ventilated luminaires only

SAFETY ADVICE

In case of lamp breakage: www.ledvance.com/brokenlamp
Not for use with external dimmers or electronic switches.

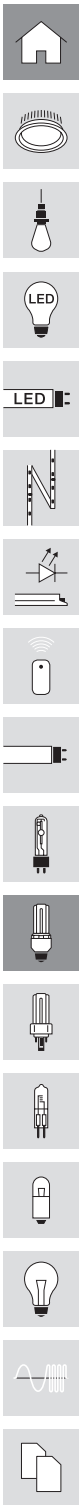

OSRAM

OSRAM DULUX STICK

Compact fluorescent integrated, stick shape



1

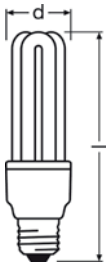

2

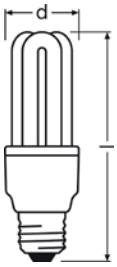

3

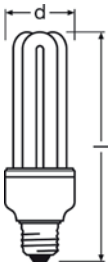

4

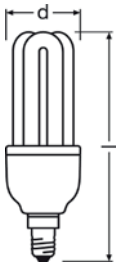

Product name	GTIN (EAN)	W	V	lm	K	t[h]			Ø d [mm]
D STICK 11 W/6500 K 220…240 V E14	4008321618078	11	220…240	580	6500	10000	10000	E14	41
D STICK 11 W/6500 K 220…240 V E27	4008321360724	11	220…240	580	6500	10000	10000	E27	41
DST STICK 11 W/2700 K 220…240 V E27	4008321363794	11	220…240	600	2700	10000	10000	E27	41
D STICK 11 W/4000 K 220…240 V E27	4052899952225	11	220…240	600	4000	10000	10000	E27	41
D STICK 11 W/2700 K 220…240 V E14	4008321989840	11	220…240	620	2700	10000	10000	E14	41
D STICK 11 W/4000 K 220…240 V E14	4052899952218	11	220…240	620	4000	10000	10000	E14	41
D STICK 15 W/6500 K 220…240 V E27	4008321360779	15	220…240	870	6500	10000	10000	E27	41
D STICK 15 W/2700 K 220…240 V E27	4008321363824	15	220…240	900	2700	10000	10000	E27	41
D STICK 15 W/2700 K 220…240 V B22d	4052899952256	15	220…240	900	2700	10000	10000	B22d	41
D STICK 15 W/4000 K 220…240 V E27	4052899952232	15	220…240	900	4000	10000	10000	E27	41
D STICK 20 W/6500 K 220…240 V E27	4008321360847	20	220…240	1180	6500	10000	10000	E27	49
D STICK 20 W/2700 K 220…240 V E27	4008321363855	20	220…240	1200	2700	10000	10000	E27	49
D STICK 20 W/2700 K 220…240 V E27	4008321989789	20	220…240	1200	2700	10000	10000	E27	49
D STICK 20 W/4000 K 220…240 V E27	4008321986849	20	220…240	1200	4000	10000	10000	E27	49

Product name	[mm]			No.
D STICK 11 W/6500 K 220…240 V E14	126	A	10	4
D STICK 11 W/6500 K 220…240 V E27	124	A	10	2
DST STICK 11 W/2700 K 220…240 V E27	124	A	10	2
D STICK 11 W/4000 K 220…240 V E27	124	A	10	2
D STICK 11 W/2700 K 220…240 V E14	126	A	10	4
D STICK 11 W/4000 K 220…240 V E14	126	A	10	4
D STICK 15 W/6500 K 220…240 V E27	145	A	10	1
D STICK 15 W/2700 K 220…240 V E27	145	A	10	1
D STICK 15 W/2700 K 220…240 V B22d	143	A	10	
D STICK 15 W/4000 K 220…240 V E27	145	A	10	1
D STICK 20 W/6500 K 220…240 V E27	161	A	10	3
D STICK 20 W/2700 K 220…240 V E27	161	A	10	3
D STICK 20 W/2700 K 220…240 V E27	161	A	6	3
D STICK 20 W/4000 K 220…240 V E27	161	A	10	3

PRODUCT FEATURES

- Good quality of light; color rendering index R_a: ≥ 80; constant chromaticity
- Average life: 10,000 h

PRODUCT BENEFITS

- Excellent price/performance ratio
- Great variety of light colors

AREAS OF APPLICATION

- High-quality domestic and professional environments
- General illumination
- Outdoor use in enclosed and ventilated luminaires only

SAFETY ADVICE

In case of lamp breakage: www.ledvance.com/brokenlamp
Not for use with external dimmers or electronic switches.

SPECTRAL POWER DISTRIBUTION OF OSRAM DULUX® LAMPS WITH INTEGRATED CONTROL GEAR

Visible range from 380 to 780 nm, relative spectral emission per 5 nm.

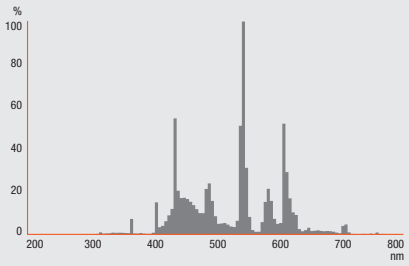

Color 865 LUMILUX®
Cool Daylight

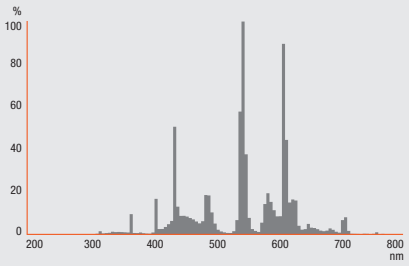

Color 840 LUMILUX®
Cool White

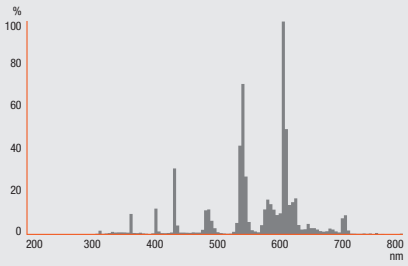

Color 827 LUMILUX®
Warm White

LIGHT COLORS AND COLOR RENDERING PROPERTIES ACCORDING TO EN 12464-1/DIN 5035 FOR OSRAM DULUX® LAMPS WITH INTEGRATED CONTROL GEAR



Class 1	1 B	865 LUMILUX®	840 LUMILUX®	827 LUMILUX®
Good	R_a 80…89	Cool Daylight	Cool White	Warm White
		6500 K	4000 K	2700 K

BASES IEC/EN 60061-1

For direct connection to AC supply

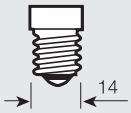

E14
Sheet 7004-23



E27
Sheet 7004-21



COMPACT FLUORESCENT LAMPS WITHOUT INTEGRATED CONTROL GEAR

CONTENT

OSRAM DULUX T PLUS	11.02
OSRAM DULUX T/E PLUS	11.03
OSRAM DULUX T/E CONSTANT	11.04
OSRAM DULUX D	11.05
OSRAM DULUX D/E	11.06
OSRAM DULUX S	11.07
OSRAM DULUX S/E	11.08
OSRAM DULUX L LUMILUX	11.09
OSRAM DULUX L LUMILUX DE LUXE	11.10
OSRAM DULUX L SP	11.11
OSRAM DULUX L HE	11.12
OSRAM DULUX L XT	11.13
OSRAM DULUX F	11.14
OSRAM CFL SQUARE 2 pins	11.15
OSRAM CFL SQUARE 4 pins	11.16
Technical data	11.17
Spectral power distribution of OSRAM DULUX pin-base lamps	11.19
Light colors and color rendering properties according to EN 12464-1/DIN 5035 for OSRAM DULUX pin-base lamps	11.19
Circuit diagrams for conventional control gears	11.20
Bases IEC/EN 60061-1	11.21

OSRAM DULUX T PLUS

CFLni, 3 tubes, with 2-pin base for CCG operation



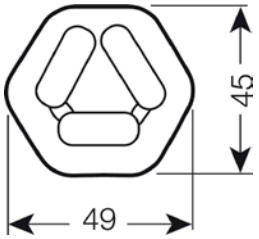

Product name	GTIN (EAN)	W			lm 25°C	Ra	l1 max. [mm]		
DULUX T PLUS 13 W/830	4050300446929	13	3000	GX24d-1	900	80…89	90	A	10
DULUX T PLUS 13 W/840	4050300446905	13	4000	GX24d-1	900	80…89	90	A	10
DULUX T PLUS 18 W/827	4050300333502	18	2700	GX24d-2	1200	80…89	101	B	10
DULUX T PLUS 18 W/830	4050300333489	18	3000	GX24d-2	1200	80…89	101	B	10
DULUX T PLUS 18 W/840	4050300333465	18	4000	GX24d-2	1200	80…89	101	B	10
DULUX T PLUS 26 W/827	4050300342085	26	2700	GX24d-3	1800	≥80	116	A	10
DULUX T PLUS 26 W/830	4050300342061	26	3000	GX24d-3	1800	≥80	116	A	10
DULUX T PLUS 26 W/840	4050300342047	26	4000	GX24d-3	1800	≥80	116	A	10

PRODUCT FEATURES

- Average life: 10,000 h
- Color rendering index R_a: 80…89
- Short and compact pin-base lamp with triple-turn tubes
- Single-ended two-pin plug-in GX24d base

PRODUCT BENEFITS

- Very economical
- Good quality of light
- Excellent luminous flux
- Long service life
- Improved maintenance

AREAS OF APPLICATION

- Offices, public buildings
- Shops
- Supermarkets and department stores
- Hotels, restaurants
- Industrial lighting

EQUIPMENT / ACCESSORIES

- Suitable for operation on conventional control gear
- Suitable for 0.22 A control gear only (DULUX T 18 W PLUS)

SAFETY ADVICE

In case of lamp breakage: www.ledvance.com/brokenlamp

OSRAM

OSRAM DULUX T/E PLUS

CFLni, 3 tubes, with 4-pin base for ECG operation



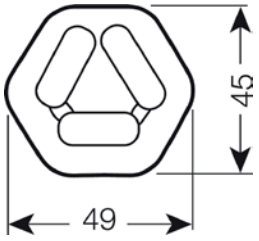

Product name	GTIN (EAN)	W			lm 25°C	Ra	$l_{1\,max.}$ [mm]		
DULUX T/E PLUS 13 W/827	4050300447001	13	2700	GX24q-1	900	≥80	90	A	10
DULUX T/E PLUS 13 W/830	4050300446981	13	3000	GX24q-1	900	≥80	90	A	10
DULUX T/E PLUS 13 W/840	4050300446967	13	4000	GX24q-1	900	≥80	90	A	10
DULUX T/E PLUS 18 W/827	4050300342269	18	2700	GX24q-2	1200	80…89	101	A	10
DULUX T/E PLUS 18 W/830	4050300342245	18	3000	GX24q-2	1200	80…89	101	A	10
DULUX T/E PLUS 18 W/840	4050300342221	18	4000	GX24q-2	1200	80…89	101	A	10
DULUX T/E PLUS 26 W/827	4050300342320	26	2700	GX24q-3	1800	80…89	116	A	10
DULUX T/E PLUS 26 W/830	4050300342306	26	3000	GX24q-3	1800	80…89	116	A	10
DULUX T/E PLUS 26 W/840	4050300342283	26	4000	GX24q-3	1800	80…89	116	A	10
DULUX T/E PLUS 32 W/827	4050300348605	32	2700	GX24q-3	2400	80…89	132	A	10
DULUX T/E PLUS 32 W/830	4050300348582	32	3000	GX24q-3	2400	80…89	132	A	10
DULUX T/E PLUS 32 W/840	4050300348568	32	4000	GX24q-3	2400	80…89	132	A	10
DULUX T/E PLUS 42 W/827	4050300425665	42	2700	GX24q-4	3200	80…89	153	A	10
DULUX T/E PLUS 42 W/830	4050300425641	42	3000	GX24q-4	3200	80…89	153	A	10
DULUX T/E PLUS 42 W/840	4050300425627	42	4000	GX24q-4	3200	80…89	153	A	10

PRODUCT FEATURES

- Average life: 20,000 h (with QUICKTRONIC)
- Color rendering index R_a: 80…89
- Dimmable (3…100 %)
- Short and compact pin-base lamp with triple-turn tubes
- Single-ended four-pin plug-in GX24q base with shortened base casing

PRODUCT BENEFITS

- Extremly economical
- Good quality of light
- Excellent luminous flux
- Long service life
- Improved maintenance
- OSRAM System+ Guarantee in combination with OSRAM QUICKTRONIC ECG

AREAS OF APPLICATION

- Offices, public buildings
- Shops
- Supermarkets and department stores
- Hotels, restaurants
- Industrial lighting

EQUIPMENT / ACCESSORIES

- Suitable for operation on electronic control gear

SAFETY ADVICE

In case of lamp breakage: www.ledvance.com/brokenlamp

OSRAM DULUX T/E CONSTANT

CFLni, 3 tubes, with 4-pin base for ECG operation, Constant



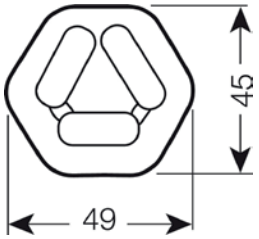

Product name	GTIN (EAN)	W			lm 25°C	Ra	$l_{1\,max.}$ [mm]		
DULUX T/E CONSTANT 26 W/830	4050300425467	26	3000	GX24q-3	1800	≥80	112	A	10
DULUX T/E CONSTANT 26 W/840	4050300425443	26	4000	GX24q-3	1800	≥80	112	A	10
DULUX T/E CONSTANT 32 W/830	4050300425528	32	3000	GX24q-3	2400	≥80	128	A	10
DULUX T/E CONSTANT 32 W/840	4050300425504	32	4000	GX24q-3	2400	≥80	128	A	10
DULUX T/E CONSTANT 42 W/830	4050300425580	42	3000	GX24q-4	3200	≥80	149	A	10
DULUX T/E CONSTANT 42 W/840	4050300425566	42	4000	GX24q-4	3200	≥80	149	A	10

PRODUCT FEATURES

- Average life: 20,000 h (with QUICKTRONIC)
- Color rendering index R_a: 80…89
- Luminous flux > 90 % in a temperature range from +10…+70 °C
- Dimmable (3…100 %)
- Short and compact pin-base lamp with triple-turn tubes
- Single-ended four-pin plug-in GX24q base with shortened base casing

PRODUCT BENEFITS

- Very economical
- Excellent luminous flux at high and low ambient temperatures
- Good quality of light
- Long service life
- Improved maintenance

AREAS OF APPLICATION

- Street and city lighting
- Industrial lighting
- Hot luminaires
- Locations with special thermal requirements
- Outdoor applications only in suitable luminaires

EQUIPMENT / ACCESSORIES

- Suitable for operation on electronic control gear

SAFETY ADVICE

In case of lamp breakage: www.ledvance.com/brokenlamp

OSRAM

OSRAM DULUX D

CFLni, 2 tubes, with 2-pin base for CCG operation



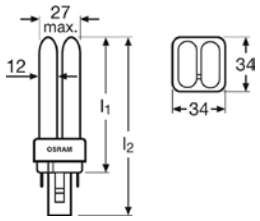

Product name	GTIN (EAN)	W			lm 25°C	Ra	$l_{1\,max.}$ [mm]		
DULUX D 10 W/827	4050300008110	10	2700	G24d-1	600	80…89	87	B	10
DULUX D 10 W/830	4050300025681	10	3000	G24d-1	600	80…89	87	B	10
DULUX D 10 W/840	4050300010595	10	4000	G24d-1	600	80…89	87	B	10
DULUX D 13 W/865	4050300487106	13	6500	G24d-1	855	80…89	115	A	10
DULUX D 13 W/827	4050300008127	13	2700	G24d-1	900	80…89	115	A	10
DULUX D 13 W/830	4050300025698	13	3000	G24d-1	900	80…89	115	A	10
DULUX D 13 W/840	4050300010625	13	4000	G24d-1	900	80…89	115	A	10
DULUX D 18 W/865	4050300487120	18	6500	G24d-2	1140	80…89	130	A	10
DULUX D 18 W/827	4050300011462	18	2700	G24d-2	1200	80…89	130	B	10
DULUX D 18 W/830	4050300025704	18	3000	G24d-2	1200	80…89	130	B	10
DULUX D 18 W/840	4050300012056	18	4000	G24d-2	1200	80…89	130	B	10
DULUX D 26 W/865	4050300486987	26	6500	G24d-3	1710	80…89	149	B	10
DULUX D 26 W/827	4050300011912	26	2700	G24d-3	1800	80…89	149	A	10
DULUX D 26 W/830	4050300025711	26	3000	G24d-3	1800	80…89	149	A	10
DULUX D 26 W/840	4050300012049	26	4000	G24d-3	1800	80…89	149	A	10

PRODUCT FEATURES

- Average life: 10,000 h
- Color rendering index R_a: 80…89
- Short and compact pin-base lamp with double-turn tubes
- Single-ended two-pin plug-in G24d base

PRODUCT BENEFITS

- Extremly economical
- Good quality of light
- Excellent luminous flux
- Long service life
- Improved maintenance

AREAS OF APPLICATION

- Offices, public buildings
- Shops
- Supermarkets and department stores
- Hotels, restaurants
- Industry

EQUIPMENT / ACCESSORIES

- Suitable for operation on conventional control gear

SAFETY ADVICE

In case of lamp breakage: www.ledvance.com/brokenlamp

OSRAM DULUX D/E

CFLni, 2 tubes, with 4-pin base for ECG operation



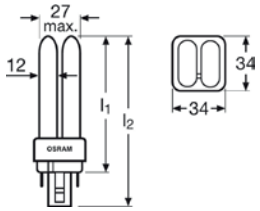

Product name	GTIN (EAN)	W			lm 25°C	Ra	$l_{1\,max.}$ [mm]		
DULUX D/E 10 W/827	4050300012124	10	2700	G24q-1	600	≥80	87	A	10
DULUX D/E 10 W/830	4050300419435	10	3000	G24q-1	600	≥80	87	A	10
DULUX D/E 10 W/840	4050300017587	10	4000	G24q-1	600	≥80	87	A	10
DULUX D/E 13 W/827	4050300012131	13	2700	G24q-1	900	80…89	115	A	10
DULUX D/E 13 W/830	4050300389059	13	3000	G24q-1	900	80…89	115	A	10
DULUX D/E 13 W/840	4050300017594	13	4000	G24q-1	900	80…89	115	A	10
DULUX D/E 18 W/865	4050300564944	18	6500	G24q-2	1140	≥80	130	A	10
DULUX D/E 18 W/827	4050300012148	18	2700	G24q-2	1200	80…89	130	A	10
DULUX D/E 18 W/830	4050300327211	18	3000	G24q-2	1200	80…89	130	A	10
DULUX D/E 18 W/840	4050300017617	18	4000	G24q-2	1200	80…89	130	A	10
DULUX D/E 26 W/865	4008321185877	26	6500	G24q-3	1710	≥80	149	A	10
DULUX D/E 26 W/827	4050300012230	26	2700	G24q-3	1800	80…89	149	A	10
DULUX D/E 26 W/830	4050300327235	26	3000	G24q-3	1800	80…89	149	A	10
DULUX D/E 26 W/840	4050300020303	26	4000	G24q-3	1800	80…89	149	A	10

PRODUCT FEATURES

- Average life: 20,000 h (with QUICKTRONIC)
- Color rendering index R_a: 80…89
- Dimmable (3…100 %)
- Short and compact pin-base lamp with double-turn tubes
- Single-ended four-pin plug-in G24q base
- Operates on battery, solar and AC power with suitable electronic control gear

PRODUCT BENEFITS

- Extremly economical
- Good quality of light
- Excellent luminous flux
- Long service life
- Improved maintenance
- OSRAM System+ Guarantee in combination with OSRAM QUICKTRONIC ECG

AREAS OF APPLICATION

- Offices, public buildings
- Shops
- Supermarkets and department stores
- Hotels, restaurants
- Industry

EQUIPMENT / ACCESSORIES

- Suitable for operation on electronic control gear

SAFETY ADVICE

In case of lamp breakage: www.ledvance.com/brokenlamp

OSRAM

OSRAM DULUX S

Short CFLni, with 2-pin base for CCG operation



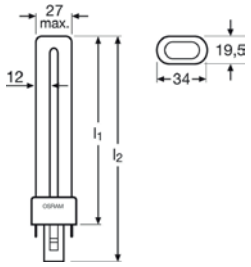

Product name	GTIN (EAN)	W			lm 25°C	Ra	l1 max. [mm]		
DULUX S 5 W/840	4050300010564	5	4000	G23	250	≥80	85	B	10
DULUX S 5 W/827	4050300006130	5	2700	G23	250	≥80	85	B	10
DULUX S 7 W/827	4050300005997	7	2700	G23	400	≥80	114	B	10
DULUX S 7 W/827	4050300006086	7	2700	G23	400	≥80	114	B	10
DULUX S 7 W/830	4050300025735	7	3000	G23	400	≥80	114	B	10
DULUX S 7 W/840	4050300010571	7	4000	G23	400	≥80	114	B	10
DULUX S 9 W/865 G23	4050300355320	9	6500	G23	570	≥80	144	A	50
DULUX S 9 W/827	4050300006093	9	2700	G23	600	≥80	144	A	10
DULUX S 9 W/827	4050300229812	9	2700	G23	600	80…89	144	A	50
DULUX S 9 W/827	4050300006000	9	2700	G23	600	≥80	144	A	10
DULUX S 9 W/830	4050300025742	9	3000	G23	600	≥80	144	A	10
DULUX S 9 W/830	4050300422633	9	3000	G23	600	80…89	144	A	50
DULUX S 9 W/840	4050300010588	9	4000	G23	600	≥80	144	A	10
DULUX S 11 W/827	4050300006109	11	2700	G23	900	≥80	214	A	10
DULUX S 11 W/827	4050300006017	11	2700	G23	900	≥80	214	A	10
DULUX S 11 W/830	4050300025759	11	3000	G23	900	≥80	214	A	10
DULUX S 11 W/840	4050300010618	11	4000	G23	900	≥80	214	A	10

PRODUCT FEATURES

- Average life: 10,000 h
- Color rendering index R_a for lamps with white light: 80…89
- Also available in red, green and blue
- Short and compact pin-base lamps with single-turn tubes
- Single-ended two-pin plug-in G23 base

AREAS OF APPLICATION

- Ideal for cost-effective creative illumination and decoration
- Offices, public buildings
- Shops
- Supermarkets and department stores
- Hotels, restaurants

PRODUCT BENEFITS

- Extremly economical
- Good quality of light
- Extremely low profile
- Long service life
- Improved maintenance

EQUIPMENT / ACCESSORIES

- Suitable for operation on conventional control gear

OSRAM DULUX S/E

Short CFLni, with 4-pin base for ECG operation



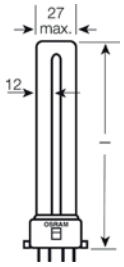

Product name	GTIN (EAN)	W			lm 25°C	Ra	l [mm]		
DULUX S/E 7 W/827	4050300017648	7	2700	2G7	400	80…89	114	A	10
DULUX S/E 7 W/830	4050300591988	7	3000	2G7	400	80…89	114	A	10
DULUX S/E 7 W/840	4050300020167	7	4000	2G7	400	80…89	114	A	10
DULUX S/E 9 W/827	4050300017655	9	2700	2G7	600	80…89	144	A	10
DULUX S/E 9 W/830	4050300589398	9	3000	2G7	600	80…89	144	A	10
DULUX S/E 9 W/840	4050300020174	9	4000	2G7	600	80…89	144	A	10
DULUX S/E 11 W/827	4050300017662	11	2700	2G7	900	80…89	214	A	10
DULUX S/E 11 W/830	4050300589374	11	3000	2G7	900	80…89	214	A	10
DULUX S/E 11 W/840	4050300020181	11	4000	2G7	900	80…89	214	A	10

PRODUCT FEATURES

- Average life: 20,000 h (with QUICKTRONIC)
- Color rendering index R_a: 80…89
- Dimmable (3…100 %)
- Short and compact pin-base lamps with single-turn tubes
- Single-ended four-pin plug-in 2G7 base
- Operates on battery, solar and AC power with suitable electronic control gear

PRODUCT BENEFITS

- Extremly economical
- Good quality of light
- Improved maintenance
- Low power consumption (7 W, 9 W, 11 W)
- Long service life
- Extremely low profile

AREAS OF APPLICATION

- Offices, public buildings
- Shops
- Supermarkets and department stores
- Hotels, restaurants

EQUIPMENT / ACCESSORIES

- Suitable for operation on electronic control gear

SAFETY ADVICE

In case of lamp breakage: www.ledvance.com/brokenlamp

OSRAM

OSRAM DULUX L LUMILUX

CFLni, with 4-pin 2G11 base for ECG/CCG operation





Product name	GTIN (EAN)	W			lm 25°C	Ra	l [mm]		
DULUX L 18 W/827 2G11	4050300010748	18	2700	2G11	1200	80…89	217	A	10
DULUX L 18 W/830 2G11	4050300010731	18	3000	2G11	1200	80…89	217	A	10
DULUX L 18 W/840 2G11	4050300010724	18	4000	2G11	1200	80…89	217	A	10
DULUX L 24 W/827 2G11	4050300010779	24	2700	2G11	1800	80…89	317	A	10
DULUX L 24 W/830 2G11	4050300010762	24	3000	2G11	1800	80…89	317	A	10
DULUX L 24 W/840 2G11	4050300010755	24	4000	2G11	1800	80…89	317	A	10
DULUX L 36 W/865 2G11	4050300328263	36	6500	2G11	2750	80…89	411	A	10
DULUX L 36 W/827 2G11	4050300010809	36	2700	2G11	2900	80…89	411	A	10
DULUX L 36 W/830 2G11	4050300010793	36	3000	2G11	2900	80…89	411	A	10
DULUX L 36 W/835 2G11	4050300295930	36	3500	2G11	2900	80…89	411	A	10
DULUX L 36 W/840 2G11	4050300010786	36	4000	2G11	2900	80…89	411	A	10
DULUX L 40 W/865 2G11	4050300592008	40	6500	2G11	3325	80…89	533	A	10
DULUX L 40 W/830 2G11	4050300298894	40	3000	2G11	3500	80…89	533	A+	10
DULUX L 40 W/840 2G11	4050300279909	40	4000	2G11	3500	80…89	533	A+	10
DULUX L 55 W/865 2G11	4050300553900	55	6500	2G11	4550	80…89	533	A	10
DULUX L 55 W/827 2G11	4050300315881	55	2700	2G11	4800	80…89	533	A+	10
DULUX L 55 W/830 2G11	4050300298917	55	3000	2G11	4800	80…89	533	A+	10
DULUX L 55 W/835 2G11	4050300295978	55	3500	2G11	4800	80…89	533	A+	10
DULUX L 55 W/840 2G11	4050300295879	55	4000	2G11	4800	80…89	533	A+	10
DULUX L 80 W/830 2G11	4050300665467	80	3000	2G11	6500	80…89	565	A	10
DULUX L 80 W/840 2G11	4050300665481	80	4000	2G11	6500	80…89	565	A	10

PRODUCT FEATURES

- Short and compact pin-base lamp with double-turn tubes
- Single-ended four-pin plug-in 2G11 base
- Dimmable (1…100 % with QUICKTRONIC QTi DALI/DIM)
- Color rendering index R_a: 80…89
- Average life: 20,000 h (with QUICKTRONIC)
- Operates on battery, solar and AC power with suitable electronic control gear
- Also available in blue

PRODUCT BENEFITS

- Very economical
- Outstanding luminous flux
- Outstanding luminous efficiency
- Long service life
- OSRAM System+ Guarantee in combination with OSRAM QUICKTRONIC ECG
- Less than half as long as tubular fluorescent lamps
- Improved maintenance

AREAS OF APPLICATION

- Offices, public buildings
- Shops
- Supermarkets and department stores
- Hotels, restaurants
- Industry

EQUIPMENT / ACCESSORIES

- Suitable for standard control gears and starters
- Suitable for operation on electronic and conventional control gear

REFERENCES / LINKS

For more information on the system guarantee and the terms and conditions of the guarantee visit www.ledvance.com/system-guarantee

OSRAM DULUX L LUMILUX DE LUXE

CFLni, with 4-pin 2G11 base for ECG/CCG operation, high color rendering





Product name	GTIN (EAN)	W			lm 25°C	Ra	[mm]		
DULUX L 36 W/930 2G11	4050300018393	36	3000	2G11	2350	≥90	411	A	10
DULUX L 36 W/954 2G11	4050300018461	36	5400	2G11	2350	≥90	411	B	10
DULUX L 55 W/930 2G11	4050300370705	55	3000	2G11	4000	≥90	533	A	10
DULUX L 55 W/954 2G11	4050300321400	55	5400	2G11	4000	≥90	533	A	10

PRODUCT FEATURES

- Short and compact pin-base lamp with double-turn tubes
- Single-ended four-pin plug-in 2G11 base
- Color rendering index R_a: ≥ 90
- Average life: 20,000 h (with QUICKTRONIC)

PRODUCT BENEFITS

- Very economical and efficient
- Good quality of light
- Outstanding luminous efficiency
- Long service life
- Improved maintenance

AREAS OF APPLICATION

- Offices, public buildings
- Shops
- Supermarkets and department stores
- Hotels, restaurants
- Industry

EQUIPMENT / ACCESSORIES

- Suitable for operation on electronic and conventional control gear

SAFETY ADVICE

In case of lamp breakage: www.ledvance.com/brokenlamp

OSRAM DULUX L SP

CFLni, with 4-pin 2G11 base for ECG/CCG operation, low temperatur





Product name	GTIN (EAN)	W			lm 25°C	Ra	[mm]		
DULUX L SP 18 W/830 2G11	4050300300276	18	3000	2G11	1200	80…89	209	A	10
DULUX L SP 18 W/840 2G11	4008321280497	18	4000	2G11	1200	80…89	209	A	10
DULUX L SP 24 W/830 2G11	4050300300238	24	3000	2G11	1800	80…89	309	A	10
DULUX L SP 24 W/840 2G11	4008321280510	24	4000	2G11	1800	80…89	309	A	10

PRODUCT FEATURES

- Short and compact pin-base lamp with double-turn tubes
- Single-ended four-pin plug-in 2G11 base
- Average life: 20,000 h (with QUICKTRONIC)
- Color rendering index R_a: 80…89

PRODUCT BENEFITS

- Very economical
- Optimum luminous flux at low ambient temperatures (+5 °C)
- Good quality of light
- Long service life

AREAS OF APPLICATION

- Street and city lighting
- Industry
- Applications with special thermal requirements

EQUIPMENT / ACCESSORIES

- Suitable for operation on electronic and conventional control gear

SAFETY ADVICE

In case of lamp breakage: www.ledvance.com/brokenlamp

OSRAM DULUX L HE

CFLni, with 4-pin 2GX11 base for ECG operation, high efficiency





Product name	GTIN (EAN)	W			lm 25°C	Ra	[mm]		
DULUX L HE 28 W/830 2GX11	4008321296719	28	3000	2GX11	2700	80…90	565	A+	10
DULUX L HE 28 W/840 2GX11	4008321296757	28	4000	2GX11	2700	80…89	565	A+	10

PRODUCT FEATURES

- Short and compact pin-base lamp with double-turn tubes
- Single-ended four-pin plug-in 2GX11 base
- Luminous efficacy: 100 lm/W (at ambient temperature 35 °C)
- Long average life: 20,000 h (with QUICKTRONIC)
- Dimmable (1…100 %)
- Color rendering index R_a: 80…89

AREAS OF APPLICATION

- Direct and indirect lighting
- Shops
- Hotels, restaurants
- Industry, trade and commerce
- Offices, public buildings
- Industry

PRODUCT BENEFITS

- A new generation of highly efficient and cost-effective luminaires can now be created
- Very good luminous flux
- Good quality of light
- Optimized for indoor lighting, max. luminous flux at ambient temperature 35 °C
- Improved maintenance

EQUIPMENT / ACCESSORIES

- Suitable for operation on electronic control gear

OSRAM DULUX L XT

CFLni, with 4-pin 2G11 base for ECG/CCG operation, long life





Product name	GTIN (EAN)	W			lm 25°C	Ra	l [mm]		
DULUX L XT 18 W/840 2G11	4008321507594	18	4000	2G11	1200	80…89	217	A	10
DULUX L XT 24 W/840 2G11	4008321507631	24	4000	2G11	1800	80…89	317	A	10
DULUX L XT 36 W/840 2G11	4008321507679	36	4000	2G11	2900	80…89	411	A	10

PRODUCT FEATURES

- Short and compact pin-base lamp with double-turn tubes
- Single-ended four-pin plug-in 2G11 base
- Average life: 36,000 h (with QUICKTRONIC)
- Color rendering index R_a: 80…89
- Dimmable (1…100 %)

PRODUCT BENEFITS

- Extremly economical
- Low total cost of ownership
- Excellent luminous flux
- Good quality of light
- Improved maintenance
- OSRAM System+ Guarantee in combination with OSRAM QUICKTRONIC ECG

AREAS OF APPLICATION

- Direct and indirect lighting
- Street and city lighting
- Offices, public buildings
- Shops
- Supermarkets and department stores
- Hotels, restaurants
- Industry

SAFETY ADVICE

In case of lamp breakage: www.ledvance.com/brokenlamp

OSRAM

OSRAM DULUX F

Flat CFLni, 2 tubes, with 4-pin base for ECG/CCG operation



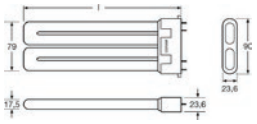

Product name	GTIN (EAN)	W			lm 25°C	Ra	[mm]		
DULUX F 18 W/830 2G10	4050300333540	18	3000	2G10	1100	80…89	122	A	10
DULUX F 18 W/840 2G10	4050300333526	18	4000	2G10	1100	80…89	122	A	10
DULUX F 24 W/827 2G10	4050300333625	24	2700	2G10	1700	80…89	165	A	10
DULUX F 24 W/830 2G10	4050300333601	24	3000	2G10	1700	80…89	165	A	10
DULUX F 24 W/840 2G10	4050300333588	24	4000	2G10	1700	80…89	165	A	10
DULUX F 36 W/827 2G10	4050300312187	36	2700	2G10	2800	80…89	217	A	10
DULUX F 36 W/830 2G10	4050300299051	36	3000	2G10	2800	80…89	217	A	10
DULUX F 36 W/840 2G10	4050300299037	36	4000	2G10	2800	80…89	217	A	10

PRODUCT FEATURES

- Short and compact pin-base lamp with double-turn tubes
- Single-ended four-pin plug-in 2G10 base
- Average life: 10,000 h
- Color rendering index R_a: 80…89

PRODUCT BENEFITS

- Very economical
- Good quality of light
- Excellent luminous efficiency
- Extremely low profile
- Long service life

AREAS OF APPLICATION

- Offices, public buildings
- Shops
- Supermarkets and department stores
- Hotels, restaurants
- Industry

EQUIPMENT / ACCESSORIES

- Suitable for operation on electronic and conventional control gear

SAFETY ADVICE

In case of lamp breakage: www.ledvance.com/brokenlamp

OSRAM CFL SQUARE 2 pins

Square CFLni with 2-pin GR8 base for CCG operation



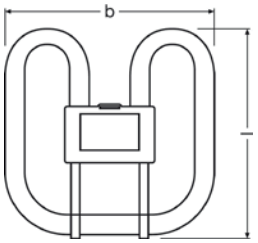

Product name	GTIN (EAN)	W			lm 25°C	Ra	l [mm]		
CFL SQUARE 16 W/827 GR8	4050300816852	16	2700	GR8	1050	80…89	138[1]	B	20
CFL SQUARE 16 W/835 GR8	4050300816838	16	3500	GR8	1050	80…89	138[1]	B	20
CFL SQUARE 28 W/827 GR8	4050300816913	28	2700	GR8	2050	80…89	205[1]	A	20
CFL SQUARE 28 W/835 GR8	4050300816937	28	3500	GR8	2050	80…89	205[1]	A	20

[1] Maximum

PRODUCT FEATURES

- Single-ended two-pin plug-in GR8 base
- Short and compact pin-base lamp with double-turn tubes
- Color rendering index R_a: 80…89

PRODUCT BENEFITS

- Square shape provides uniform distribution of light
- No shadows at either end and no dark patches
- Extremely low profile
- Very economical
- Good quality of light
- Long service life

AREAS OF APPLICATION

- Low-profile wall and ceiling luminaires
- Public buildings, reception areas, offices, corridors, etc.
- Shops
- Supermarkets and department stores
- Hotels, restaurants
- Industry

EQUIPMENT / ACCESSORIES

- Suitable for operation on conventional control gear

SAFETY ADVICE

In case of lamp breakage: www.ledvance.com/brokenlamp

OSRAM

OSRAM CFL SQUARE 4 pins

Square CFLni with 4-pin GR10q base for ECG/CCG operation



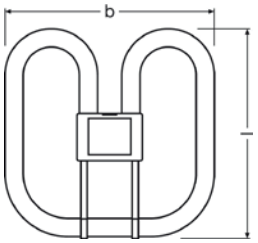

Product name	GTIN (EAN)	W			lm 25°C	Ra	[mm]		
CFL SQUARE 16 W/827 GR10Q	4050300816890	16	2700	GR10q	1050	80…89	138[1]	A	20
CFL SQUARE 16 W/835 GR10Q	4050300816876	16	3500	GR10q	1050	80…89	138[1]	A	20
CFL SQUARE 28 W/827 GR10Q	4050300816951	28	2700	GR10q	2050	80…89	205[1]	A	20
CFL SQUARE 28 W/835 GR10Q	4050300816982	28	3500	GR10q	2050	80…89	205[1]	A	20
CFL SQUARE 38 W/827 GR10Q	4050300817002	38	2700	GR10q	2700	80…89	205[1]	A	20
CFL SQUARE 38 W/835 GR10Q	4050300817026	38	3500	GR10q	2700	80…89	205[1]	A	20

[1] Maximum

PRODUCT FEATURES

- Short and compact pin-base lamp with double-turn tubes
- Single-ended four-pin plug-in GR10q base
- Color rendering index R_a: 80…89

PRODUCT BENEFITS

- Square shape provides uniform distribution of light
- No shadows at either end and no dark patches
- Very economical
- Extremely low profile
- Good quality of light
- Long service life

AREAS OF APPLICATION

- Low-profile wall and ceiling luminaires
- Public buildings, reception areas, offices, corridors, etc.
- Shops
- Supermarkets and department stores
- Hotels, restaurants

EQUIPMENT / ACCESSORIES

- Suitable for operation on electronic and conventional control gear

SAFETY ADVICE

In case of lamp breakage: www.ledvance.com/brokenlamp

TECHNICAL DATA

Lamp OSRAM DULUX® Wattage	Lamp voltage at 50/60 Hz V	 at HF mode V	Lamp current at 50/60 Hz mA	 at HF mode mA	System wattage ECG mode W	Luminance cd/cm² LF 827, 830, 840	PF correction Parallel-capacitor[1] CCG mode 230 V/50 Hz µF	 Series capacitor[2] CCG mode µF
CFL SQUARE 16	103	84	195	180	–	–	2.0	–
CFL SQUARE 28	108	95	320	260	–	–	3.0	–
CFL SQUARE 38	110	97	430	355	–	–	4.5	–
DULUX S 5	35	–	180	–	–	2.5	2.2	–
DULUX S 7	47	–	175	–	–	2.6	2.1	–
DULUX S 9	60	–	170	–	–	2.8	2.0	–
DULUX S 11	91	–	155	–	–	2.7	1.7	–
DULUX D 10	64	–	190	–	–	4.0	2.2	–
DULUX D 13	91	–	175	–	–	4.0	1.8	–
DULUX D 18	100	–	220	–	–	4.5	2.2	1.7
DULUX D 26	105	–	325	–	–	5.5	3.2	2.5
DULUX T 13	91	–	175	–	–	4.2	1.8	1.4
DULUX T 18	100	–	225	–	–	4.7	2.3	1.7
DULUX T 26	105	–	325	–	–	6.0	3.3	2.5
DULUX S/E 7	–	37	–	175	9	2.6	–	–
DULUX S/E 9	–	48	–	170	12	2.8	–	–
DULUX S/E 11	–	75	–	150	14	2.7	–	–
DULUX D/E 10	–	51	–	190	12	4.0	–	–
DULUX D/E 13	–	77	–	165	14	4.0	–	–
DULUX D/E 18[3]	–	80	–	210	20	4.5	–	–
DULUX D/E 26[3]	–	80	–	300	28	5.5	–	–
DULUX T/E 13	–	77	–	165	14	4.2	–	–
DULUX T/E 18	–	80	–	210	20	4.7	–	–
DULUX T/E 26[4]	–	80	–	300	28	6.0	–	–
DULUX T/E 32[3,4]	–	100	–	320	35	6.5	–	–
DULUX T/E 42[3,4]	–	135	–	320	46	7.0	–	–
DULUX L 18[3,5]	58	50	375	320	19	2.1	4.2	2.7
DULUX L 24[3,5]	87	75	345	300	27	2.1	3.6	2.7
DULUX L 36[3,5]	106	90	435	360	39	2.8	4.4	3.4
DULUX L 40[4]	–	126	–	320	45	2.3	–	–
DULUX L 55[3,4]	–	101	–	550	61	3.2	–	–
DULUX L 80[4]	–	145	–	555	86	3.2	–	–
DULUX L DE LUXE 36	106	90	435	360	39	2.3	4.4	3.4
DULUX L HE 26 W	–	157	–	170	30	–	–	–
DULUX L HE 28 W	–	147	–	190	31	1.9	–	–
DULUX L DE LUXE 55	–	101	–	550	61	2.7	–	–
DULUX F 18	58	50	375	320	19	2.4	4.2	2.7
DULUX F 24	87	75	345	300	27	2.5	3.6	2.7
DULUX F 36	106	90	435	360	39	3.0	4.4	3.4

For QUICKTRONIC® electronic control gears, see Section 15
For detailed technical information, see the “Technical Guides”

[1] Design for cos phi = 0.95, dielectric strength of the capacitors 250 VAC, capacitance tolerance ±10 %
[2] To maintain the specified operating and preheating values, close-tolerance capacitors (±2 %) and series reactors (±1.5 %) are required for series compensation. Check the product ranges of leading manufacturers | Dielectric strength of the capacitors 450 V AC
[3] Also applies to the XT version
[4] Also applies to the CONSTANT version
[5] Also applies to the SP version at +5 °C
For more system information, see Section 15 (ECGs)

Lamp Wattage		l max. [mm]	IEC l max. [mm]	l1 max. [mm]	l2 max. [mm]	IEC l1 max. [mm]
DULUX S 5	G23	–	–	85	108	85
DULUX S 7	G23	–	–	114	137	115
DULUX S 9	G23	–	–	144	167	145
DULUX S 11	G23	–	–	214	237	215
DULUX S/E 7	2G7	114	115	–	–	–
DULUX S/E 9	2G7	144	145	–	–	–
DULUX S/E 11	2G7	214	215	–	–	–
DULUX D 10	G24d-1	–	–	87	110	95
DULUX D 13	G24d-1	–	–	115	138	130
DULUX D 18	G24d-2	–	–	130	153	140
DULUX D 26	G24d-3	–	–	149	172	160
DULUX D/E 10	G24q-1	–	–	87	103	95
DULUX D/E 13	G24q-1	–	–	115	131	130
DULUX D/E 18[1]	G24q-2	–	–	130	146	140
DULUX D/E 26[1]	G24q-3	–	–	149	165	160
DULUX T PLUS 13	GX24d-1	–	–	90	113	90
DULUX T PLUS 18	GX24d-2	–	–	101	124	110
DULUX T PLUS 26	GX24d-3	–	–	116	139	130
DULUX T/E PLUS 13	GX24q-1	–	–	90	106	90
DULUX T/E PLUS 18	GX24q-2	–	–	101	117	110
DULUX T/E PLUS 26	GX24q-3	–	–	116	132	130
DULUX T/E PLUS 32[2]	GX24q-3	–	–	132	148	145
DULUX T/E PLUS 42[2]	GX24q-4	–	–	153	169	155
DULUX T/E CONSTANT 26	GX24q-3	–	–	112	128	130
DULUX T/E CONSTANT 32	GX24q-3	–	–	128	144	145
DULUX T/E CONSTANT 42	GX24q-4	–	–	149	165	155
DULUX L 18[1]	2G11	217	225	–	–	–
DULUX L 24[1]	2G11	317	320	–	–	–
DULUX L 36[1]	2G11	411	415	–	–	–
DULUX L 40[3]	2G11	533	535	–	–	–
DULUX L 55[1, 3]	2G11	533	535	–	–	–
DULUX L 80[3]	2G11	565	565	–	–	–
DULUX L SP 18	2G11	209	225	–	–	–
DULUX L SP 24	2G11	309	320	–	–	–
DULUX L HE 26	2GX11	533	u.c.	–	–	–
DULUX L HE 28	2GX11	565	565	–	–	–
DULUX F 18	2G10	122	122	–	–	–
DULUX F 24	2G10	165	165	–	–	–
DULUX F 36	2G10	217	217	–	–	–

	A in mm	B in mm	C in mm	D in mm	E in mm	F in mm	G in mm
CFL SQUARE 16	max. 138,0	max. 141,0	max. 9,9	max. 4,5	max. 42,0	max. 33,0	57,0
CFL SQUARE 28	max. 205,0	max. 207,0	max. 9,9	max. 4,5	max. 42,0	max. 33,0	93,0
CFL SQUARE 38	max. 205,0	max. 207,0	max. 9,9	max. 4,5	max. 42,0	max. 33,0	93,0

For details of the geometry and diagram, see “CFLni Technical Guide”

[1] Also applies to the XT version
[2] Also applies to T/E XT
[3] Also applies to the CONSTANT version

SPECTRAL POWER DISTRIBUTION OF OSRAM DULUX® PIN-BASE LAMPS

Visible range from 380 to 780 nm, relative spectral emission per 5 nm.

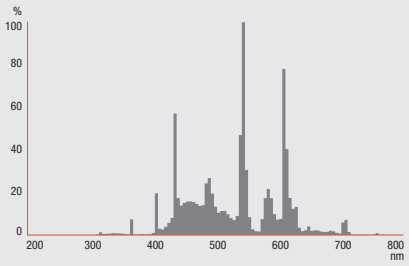

Color 954 LUMILUX®
DE LUXE Daylight

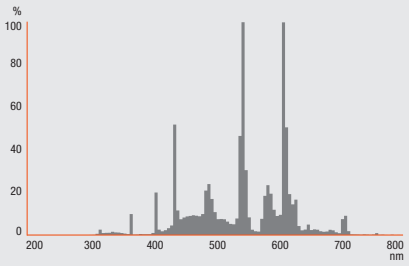

Color 940 LUMILUX®
DE LUXE Cool White

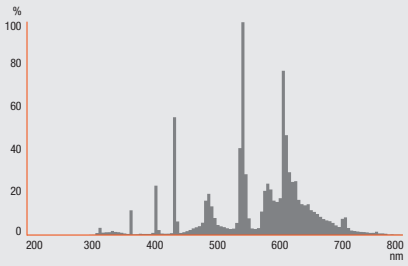

Color 930 LUMILUX®
DE LUXE Warm White

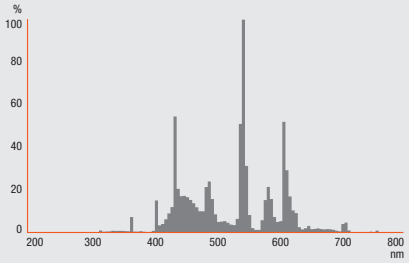

Color 865 LUMILUX®
Cool Daylight

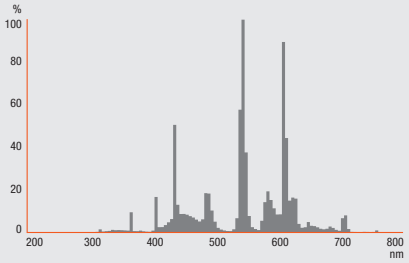

Color 840 LUMILUX®
Cool White

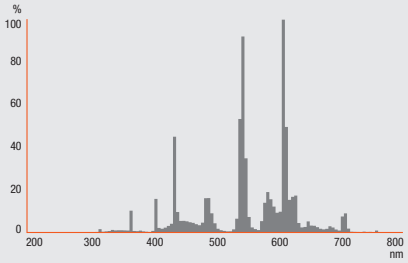

Color 835 LUMILUX®
White

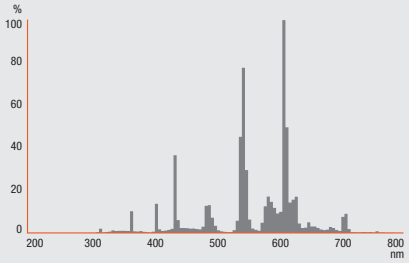

Color 830 LUMILUX®
Warm White

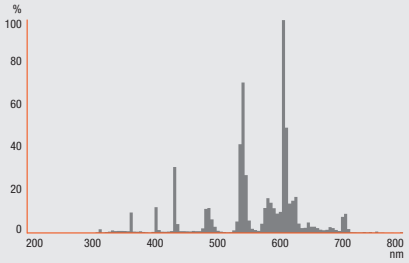

Color 827 LUMILUX
INTERNA®

LIGHT COLORS AND COLOR RENDERING PROPERTIES ACCORDING TO EN 12464-1/DIN 5035 FOR OSRAM DULUX® PIN-BASE LAMPS

Class 1	1 A	954 LUMILUX® DE LUXE	940 LUMILUX® DE LUXE	930 LUMILUX® DE LUXE
Very Good	R_a 90 … 99	Daylight	Cool White	Warm White
		5400 K	4000 K	3000 K
	1 B	865 LUMILUX®	840 LUMILUX®	835 LUMILUX®
Good	R_a 80 … 89	Cool Daylight	Cool White	White
		6500 K	4000 K	3500 K
				830 LUMILUX® Warm White
				3000 K
				827 LUMILUX INTERNA®
				2700 K

For an explanation of light colors, see page 8.40 ff.

CIRCUIT DIAGRAMS FOR CONVENTIONAL CONTROL GEARS

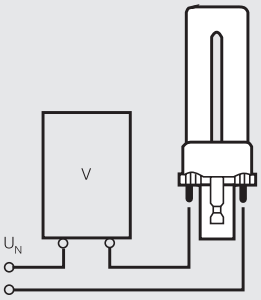

1
Single lamp with control gear
OSRAM DULUX® S 5 W, 7 W, 9 W, 11 W
OSRAM DULUX® D 10 W, 13 W, 18 W, 26 W
OSRAM DULUX® D ES 16 W, 23 W
OSRAM DULUX® T 13 W, 18 W, 26 W

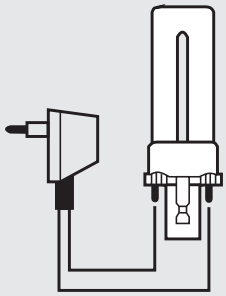

2
Single lamp with plug-in control gear
OSRAM DULUX® S 5 W, 7 W, 9 W, 11 W
OSRAM DULUX® D 10 W, 13 W
OSRAM DULUX® T 13 W

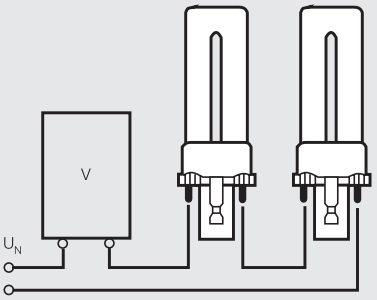

3
Series connection with control gear
OSRAM DULUX® S 5 W, 7 W, 9 W

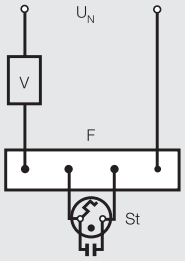

4
Single circuit, starter St 111
or DEOS® St 171
OSRAM DULUX® L 18 W, 24 W, 36 W
OSRAM DULUX® L 18 W SP, 24 W SP,
36 W SP
OSRAM DULUX® F 18 W, 24 W, 36 W

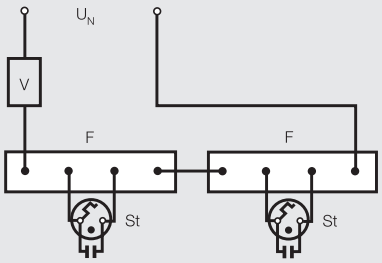

5
Series operation on 230 V only
with starter St 151
OSRAM DULUX® L 18 W
OSRAM DULUX® L 18 W SP
OSRAM DULUX® F 18 W

F = Four-pin holder
St = Starter
U_N = Line voltage
V = Control gear

For circuit diagrams for HF operation, see Section 15.

BASES IEC/EN 60061-1

For choke/starter operation

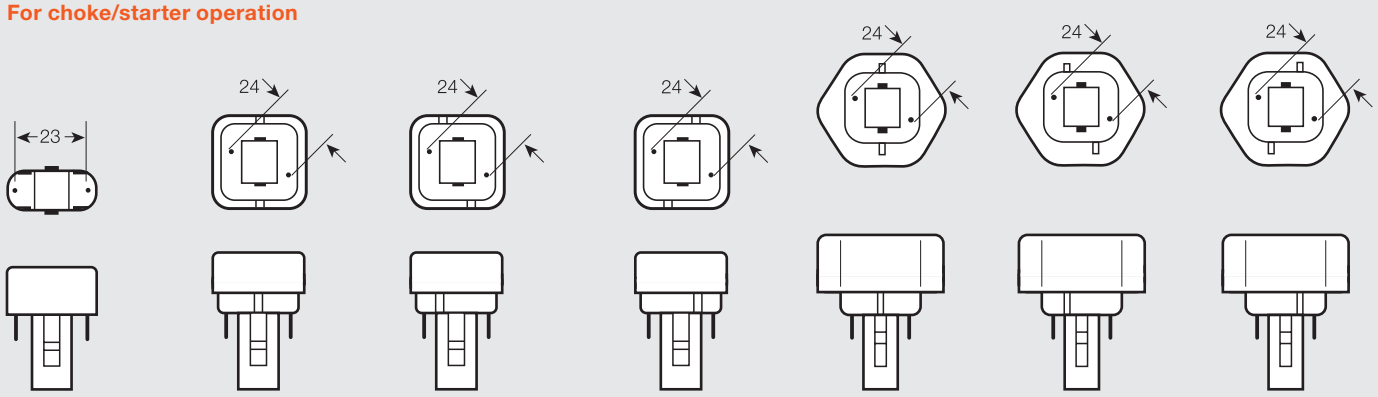

G23
Sheet 7004-69

G24d-1
Sheet 7004-78

G24d-2
Sheet 7004-78

G24d-3
Sheet 7004-78

GX24d-1
Sheet 7004-78

GX24d-2
Sheet 7004-78

GX24d-3
Sheet 7004-78

For HF operation

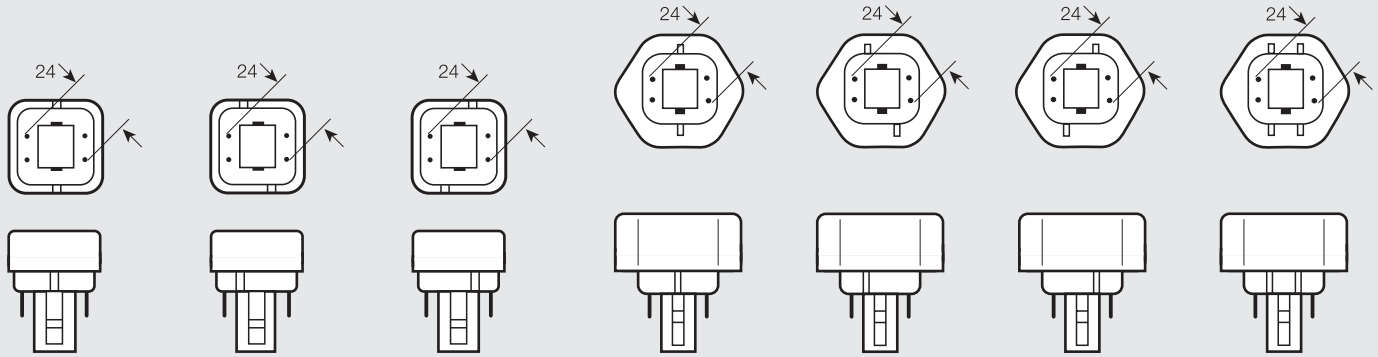

G24q-1
Sheet 7004-78

G24q-2
Sheet 7004-78

G24q-3
Sheet 7004-78

GX24q-1
Sheet 7004-78

GX24q-2
Sheet 7004-78

GX24q-3
Sheet 7004-78

GX24q-4
Sheet 7004-78

For HF operation

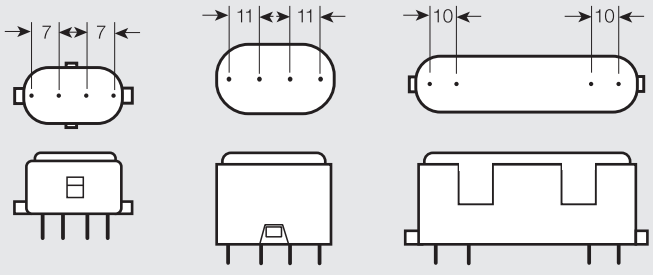

2G7
Sheet 7004-102

2G11[1]
Sheet 7004-82

2G10[1]
Sheet 7004-118

GR10q[1]
Sheet 7004-77

For choke/starter operation

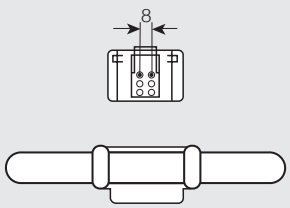

GR8
Sheet 7004-68

[1] Also for choke/starter operation



HALOGEN LAMPS

CONTENT

HALOGEN CLASSIC A	12.02
HALOLUX T	12.03
HALOLUX CERAM	12.05
HALOPIN PRO	12.06
HALOPIN Standard	12.07
HALOPIN OVEN	12.08
HALOLINE PRO	12.09
HALOLINE Standard	12.10
HALOSTAR PRO	12.11
HALOSTAR STARLITE	12.12
HALOSTAR Standard	12.13
HALOSTAR 24 V	12.14
HALOSTAR OVEN	12.15
HALOSPOT 111 PRO	12.16
HALOSPOT 111	12.17
HALOSPOT 70	12.19
DECOSTAR 51 PRO	12.20
DECOSTAR 51 TITAN	12.22
DECOSTAR 35 TITAN	12.24
DECOSTAR 51 ALU	12.25
DECOSTAR 51 COOL BLUE	12.26
DECOSTAR 51S Standard	12.27
DECOSTAR 35	12.28
Bases IEC/EN 60061-1	12.29

HALOGEN CLASSIC A

Halogen lamps, classic bulb shape



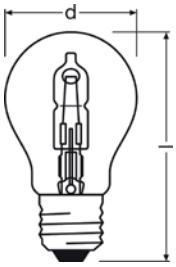

Product name	GTIN (EAN)	W	V	lm	⌀ d [mm]		l [mm]	t [h]	
HAL CL A 46 W 230 V E27	4008321212078	46	230	700	55	E27	94	2000	D

Product name		
HAL CL A 46 W 230 V E27	20	

PRODUCT FEATURES

- 100 % dimmable
- Perfect color rendering (R_a: 100)
- Average life: 2,000 h

PRODUCT BENEFITS

- Simple direct replacement for conventional incandescent lamps
- The same pleasant quality of light as that of an incandescent lamp
- Instant 100 % light, no warm-up time
- Contains no mercury
- UV filter

AREAS OF APPLICATION

- General illumination
- Mood lighting
- Entrance lighting
- Restaurants, hotels and similar prestigious applications

HALOLUX T
Halogen lamps for refrigerators



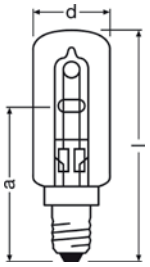

Product name	GTIN (EAN)	W	V	lm	Ø d [mm]		l [mm]	K	
HALOLUX T 25 W 230 V E14	4050300500942	25	230	260	26	E14	80	2700	D
HALOLUX T 40 W 230 V E14	4050300363707	40	230	490	26	E14	80	2700	D
HALOLUX T 60 W 230 V E14	4050300331638	60	230	820	26	E14	80	2800	D

Product name	
HALOLUX T 25 W 230 V E14	15
HALOLUX T 40 W 230 V E14	15
HALOLUX T 60 W 230 V E14	15

PRODUCT FEATURES

- Average life: 2,000 h
- 100 % dimmable

PRODUCT BENEFITS

- Compact dimensions
- UV filter
- Contains no mercury

AREAS OF APPLICATION

- Domestic refrigerators

HALOLUX T
Halogen lamps for refrigerators



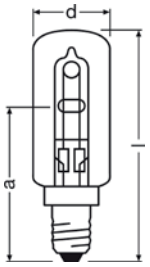

Product name	GTIN (EAN)	W	V	lm	cd	Ø d [mm]		l [mm]
HALOLUX T 25 W 230 V E14	4052899902817	25	230	260	not relevant	26	E14	80
HALOLUX T 40 W 230 V E14	4008321204486	40	230	490	not relevant	26	E14	80
HALOLUX T 60 W 230 V E14	4008321204509	60	230	820	not relevant	26	E14	80

Product name	t [h]	A	K		
HALOLUX T 25 W 230 V E14	2000	not relevant	2700	D	10
HALOLUX T 40 W 230 V E14	2000	not relevant	2700	D	10
HALOLUX T 60 W 230 V E14	2000	not relevant	2800	D	10

PRODUCT FEATURES

- Average life: 2,000 h
- 100 % dimmable

PRODUCT BENEFITS

- Compact dimensions
- Pure natural halogen light (approximately 2,900 K)
- UV filter

AREAS OF APPLICATION

- Domestic refrigerators

HALOLUX CERAM

Compact halogen lamps for use in narrow luminaires



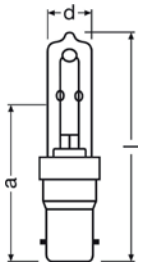

1

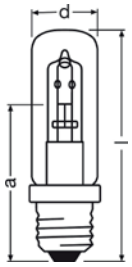

2

Product name	GTIN (EAN)	W	V	lm	Ø d [mm]		l [mm]	K	
HALOLUX CERAM 40 W 230 V B15D	4008321393319	40	230	590	13	B15d	67	2700	D
HALOLUX CERAM 60 W 230 V B15D	4008321393708	60	230	980	13	B15d	67	2800	D
HALOLUX CERAM 60 W 230 V B15D	4008321393722	60	230	980	13	B15d	80	2800	D
HALOLUX CERAM 70 W 230 V B15D	4008321393746	70	230	1180	13	B15d	80	2800	D
HALOLUX CERAM 70 W 230 V E27	4008321393821	70	230	1180	32	E27	105	2800	D
HALOLUX CERAM 100 W 230 V B15D	4008321393760	100	230	1800	13	B15d	86	2900	D
HALOLUX CERAM 100 W 230 V E27	4008321393845	100	230	1800	32	E27	105	2900	D
HALOLUX CERAM 100 W 240 V E27	4008321393906	100	240	1800	32	E27	105	2900	D
HALOLUX CERAM 150 W 230 V B15D	4008321393784	150	230	2870	13	B15d	86	2900	D
HALOLUX CERAM 150 W 230 V E27	4008321393869	150	230	2870	32	E27	105	2900	D
HALOLUX CERAM 150 W 240 V E27	4008321393920	150	240	2870	32	E27	105	2900	D
HALOLUX CERAM 205 W 230 V E27	4008321393883	205	230	4200	32	E27	105	3000	D
HALOLUX CERAM 205 W 240 V E27	4008321393944	205	240	4200	32	E27	105	3000	D

Product name		No.
HALOLUX CERAM 40 W 230 V B15D	12	1
HALOLUX CERAM 60 W 230 V B15D	12	1
HALOLUX CERAM 60 W 230 V B15D	12	1
HALOLUX CERAM 70 W 230 V B15D	12	1
HALOLUX CERAM 70 W 230 V E27	12	2
HALOLUX CERAM 100 W 230 V B15D	12	1
HALOLUX CERAM 100 W 230 V E27	12	2
HALOLUX CERAM 100 W 240 V E27	12	2
HALOLUX CERAM 150 W 230 V B15D	12	1
HALOLUX CERAM 150 W 230 V E27	12	2
HALOLUX CERAM 150 W 240 V E27	12	2
HALOLUX CERAM 205 W 230 V E27	12	2
HALOLUX CERAM 205 W 240 V E27	12	2

PRODUCT FEATURES

- 100 % dimmable
- Average life: 2,000 h
- Available in higher wattages up to 205 W

PRODUCT BENEFITS

- More compact dimensions than ordinary light bulbs
- The same pleasant quality of light as that of an incandescent lamp
- No transformer required
- UV filter
- Contains no mercury

AREAS OF APPLICATION

- General illumination
- Mood lighting
- Dining table lighting
- Lighting for reading
- Restaurants, hotels and similar prestigious applications

HALOPIN PRO
Halogen lamps with G9 base



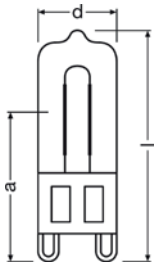

Product name	GTIN (EAN)	W	V	lm	Ø d [mm]		l [mm]	K	
HALOPIN PRO 20 W 230 V G9	4008321945273	20	230	235	14	G9	43	2700	D
HALOPIN PRO 20 W 240 V G9	4008321945556	20	240	235	14	G9	43	2700	D
HALOPIN PRO 20 W 230 V G9	4008321945273	20	230	235	14	G9	43	2700	D
HALOPIN PRO 33 W 230 V G9	4008321208668	33	230	460	14	G9	43	2700	D
HALOPIN PRO 33 W 240 V G9	4008321226341	33	240	460	14	G9	43	2700	D
HALOPIN PRO 33 W 230 V G9	4008321208668	33	230	460	14	G9	43	2700	D
HALOPIN PRO 48 W 230 V G9	4008321945334	48	230	740	14	G9	43	2800	D
HALOPIN PRO 48 W 230 V G9	4008321945617	48	240	740	14	G9	43	2800	D
HALOPIN PRO 60 W 230 V G9	4008321945372	60	230	980	14	G9	51	2800	D
HALOPIN PRO 60 W 240 V G9	4008321945655	60	240	980	14	G9	51	2800	D

Product name	
HALOPIN PRO 20 W 230 V G9	20
HALOPIN PRO 20 W 240 V G9	20
HALOPIN PRO 20 W 230 V G9	200
HALOPIN PRO 33 W 230 V G9	20
HALOPIN PRO 33 W 240 V G9	20
HALOPIN PRO 33 W 230 V G9	200
HALOPIN PRO 48 W 230 V G9	20
HALOPIN PRO 48 W 230 V G9	20
HALOPIN PRO 60 W 230 V G9	20
HALOPIN PRO 60 W 240 V G9	20

PRODUCT FEATURES

- Average life: 2,000 h
- Dimmable
- Color rendering index R_a: 100

PRODUCT BENEFITS

- Brilliant accent lighting
- Incredibly small dimensions for revolutionary new luminaire designs
- Robust filament design thanks to innovative, unique bulb pinch technology
- Approved for use in open luminaires (to IEC 60598-1)
- UV filter
- Complies with IEC 60432-2 thanks to integrated fuse function
- Lower thermal output (compared with the standard reference product)
- The lamp shuts down reliably
- Contains no mercury

AREAS OF APPLICATION

- General illumination
- Workplace lighting
- Lighting for reading
- Dining table lighting
- Mirror lighting
- Accent lighting
- Mood lighting

HALOPIN Standard
Halogen lamps with G9 base



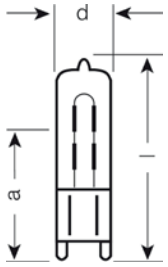

Product name	GTIN (EAN)	W	V	lm	cd	Ø d [mm]		l [mm]
HALOPIN 25 W 120 V G9	4050300641027	25	120	260	not relevant	14	G9	43
HALOPIN 40 W 120 V G9	4050300641065	40	120	510	not relevant	14	G9	43

Product name	t [h]	A	K		
HALOPIN 25 W 120 V G9	2000	not relevant	2700	20	
HALOPIN 40 W 120 V G9	2000	not relevant	2800	20	

PRODUCT FEATURES

- Average life: 2,000 h
- Dimmable
- Color rendering index R_a: 100
- Design: two lengths 43 mm (short), 51 mm (long)
- Base: G9
- Color temperature: 2,700 K

PRODUCT BENEFITS

- Brilliant accent light
- Incredibly small dimensions for revolutionary new luminaire designs
- Robust filament design thanks to innovative, unique bulb pinch technology
- Approved for use in open luminaires (to IEC 60598-1)
- Simple handling thanks to G9 plug-in base/holder system
- No transformer required
- UV filter
- Complies with IEC 60432-3 thanks to integrated fuse function
- The lamp shuts down reliably
- Contains no mercury

AREAS OF APPLICATION

- General illumination
- Workplace lighting
- Lighting for reading
- Dining table lighting
- Mirror lighting
- Accent lighting
- Mood lighting

HALOPIN OVEN
Halogen oven lamps



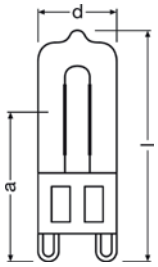

Product name	GTIN (EAN)	W	V	lm	Ø d [mm]		l [mm]	K	
HALOPIN OVEN 25 W 230 V G9	4008321703552	25	230	260	14	G9	43	2700	D
HALOPIN OVEN 40 W 230 V G9	4008321703576	40	230	490	14	G9	43	2700	D
HALOPIN OVEN 40 W 230 V G9	4052899322233	40	230	490	12	G9	43	2700	D

Product name	
HALOPIN OVEN 25 W 230 V G9	20
HALOPIN OVEN 40 W 230 V G9	20
HALOPIN OVEN 40 W 230 V G9	2880

PRODUCT FEATURES

- Average life: 2,000 h

PRODUCT BENEFITS

- Optimum halogen content for high temperatures
- Contains no mercury

AREAS OF APPLICATION

- Baking ovens

HALOLINE PRO

Double ended halogen lamps with tube base



1

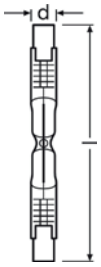

2



Product name	GTIN (EAN)	W	V	lm	Ø d [mm]		l [mm]	K	
HALOLINE PRO 48 W 230 V R7S	4008321977595	48	230	750	12	R7s	74.9	2900	D
HALOLINE PRO 48 W 240 V R7S	4008321977632	48	240	750	12	R7s	74.9	2900	D
HALOLINE PRO 80 W 230 V R7S	4008321928078	80	230	1400	12	R7s	74.9	2900	
HALOLINE PRO 80 W 240 V R7S	4008321325396	80	240	1400	12	R7s	74.9	2900	D
HALOLINE PRO 120 W 230 V R7S	4008321977670	120	230	2220	12	R7s	114.2	2900	D
HALOLINE PRO 120 W 240 V R7S	4008321977717	120	240	2220	12	R7s	114.2	2900	D
HALOLINE PRO 120 W 240 V R7S	4008321325419	120	240	2250	12	R7s	74.9	2900	D
HALOLINE PRO 120 W 230 V R7S	4008321928092	120	230	2250	12	R7s	74.9	2900	C
HALOLINE PRO 160 W 230 V R7S	4008321977755	160	230	3100	12	R7s	114.2	2900	C
HALOLINE PRO 160 W 240 V R7S	4008321977793	160	240	3100	12	R7s	114.2	2900	C
HALOLINE PRO 230 W 230 V R7S	4008321207692	230	230	5000	12	R7s	119.6	2900	C
HALOLINE PRO 230 W 240 V R7S	4008321275622	230	240	5000	12	R7s	119.6	2900	C
HALOLINE PRO 400 W 230 V R7S	4008321207715	400	230	8750	12	R7s	114.2	2900	C
HALOLINE PRO 400 W 240 V R7S	4008321275646	400	240	8750	12	R7s	119.6	2900	C

Product name		No.
HALOLINE PRO 48 W 230 V R7S	20	1
HALOLINE PRO 48 W 240 V R7S	20	1
HALOLINE PRO 80 W 230 V R7S	20	1
HALOLINE PRO 80 W 240 V R7S	20	1
HALOLINE PRO 120 W 230 V R7S	20	2
HALOLINE PRO 120 W 240 V R7S	20	2
HALOLINE PRO 120 W 240 V R7S	20	2
HALOLINE PRO 120 W 230 V R7S	20	2
HALOLINE PRO 160 W 230 V R7S	20	2
HALOLINE PRO 160 W 240 V R7S	20	2
HALOLINE PRO 230 W 230 V R7S	20	2
HALOLINE PRO 230 W 240 V R7S	20	2
HALOLINE PRO 400 W 230 V R7S	20	2
HALOLINE PRO 400 W 240 V R7S	20	2

PRODUCT FEATURES

- Average life: 2,000 h
- Dimmable
- Color rendering index R_a: 100

PRODUCT BENEFITS

- Brilliant accent lighting
- Direct replacement for standard tubular halogen lamps
- Significantly lower CO_2 emissions compared to standard version
- Lower thermal output (compared with the standard reference product)
- No transformer required
- Contains no mercury

AREAS OF APPLICATION

- General illumination
- Entrance lighting
- Pathway lighting
- Outdoor applications only in suitable luminaires
- Traffic areas
- Shops
- Restaurants, hotels and similar prestigious applications
- Offices, public buildings
- Ideal for emphasizing and accentuating the structure of a room

OSRAM

HALOLINE Standard
Double ended halogen lamps with tube base





Product name	GTIN (EAN)	W	V	lm	Ø d [mm]		l [mm]	A	
HALOLINE 750 W 230 V R7S	4050300004167	750	230	16500	12	R7s	191.1	6.3	C
HALOLINE 1000 W 230 V R7S	4050300004174	1000	230	22000	12	R7s	191.1	6.3	C
HALOLINE 1000 W 240 V R7S	4050300209906	1000	240	22000	12	R7s	191.1	6.3	C
HALOLINE 1500 W 230 V R7S	4050300004181	1500	230	33000	12	R7s	256.1	10.0	C
HALOLINE 1500 W 240 V R7S	4050300209920	1500	240	33000	12	R7s	256.1	10.0	C
HALOLINE 2000 W 230 V R7S	4050300004204	2000	230	44000	12	R7s	333.0	10.0	C

Product name	
HALOLINE 750 W 230 V R7S	12
HALOLINE 1000 W 230 V R7S	12
HALOLINE 1000 W 240 V R7S	12
HALOLINE 1500 W 230 V R7S	12
HALOLINE 1500 W 240 V R7S	12
HALOLINE 2000 W 230 V R7S	12

PRODUCT FEATURES
- Average life: 2,000 h
- 100 % dimmable
- Color rendering index R_a: 100
- Color temperature: 3,000 K
- Burning position: p15

PRODUCT BENEFITS
- Brilliant accent light
- No transformer required
- Contains no mercury

AREAS OF APPLICATION
- Ideal for emphasizing and accentuating buildings
- General illumination
- Entrance lighting
- Pathway lighting
- Garden lighting
- Traffic areas
- Shops
- Restaurants, hotels and similar prestigious applications
- Outdoor applications only in suitable luminaires

HALOSTAR PRO

Low-voltage halogen lamps with pin base



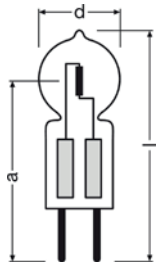

Product name	GTIN (EAN)	W	V	lm	Ø d [mm]		l [mm]	K	
HALOSTAR PRO 7 W 12 V G4	4008321963192	7	12	105	10	G4	33	2800	B
HALOSTAR PRO 14 W 12 V G4	4008321317964	14	12	240	10	G4	33	2800	B
HALOSTAR PRO 25 W 12 V GY6.35	4050300987262	25	12	500	12	GY6.35	44	2800	B
HALOSTAR PRO 35 W 12 V GY6.35	4050300615905	35	12	860	12	GY6.35	44	2900	B
HALOSTAR PRO 50 W 12 V GY6.35	4050300615936	50	12	1180	12	GY6.35	44	3000	B
HALOSTAR PRO 60 W 12 V GY6.35	4050300785400	60	12	1650	12	GY6.35	44	3000	B

Product name	
HALOSTAR PRO 7 W 12 V G4	40
HALOSTAR PRO 14 W 12 V G4	40
HALOSTAR PRO 25 W 12 V GY6.35	40
HALOSTAR PRO 35 W 12 V GY6.35	40
HALOSTAR PRO 50 W 12 V GY6.35	40
HALOSTAR PRO 60 W 12 V GY6.35	40

PRODUCT FEATURES

- Average life: 4,000 h
- 100 % dimmable
- Color rendering index R_a: 100
- IRC technology

PRODUCT BENEFITS

- Brilliant accent lighting
- Significantly lower CO_2 emissions compared to standard version
- High luminous efficacy compared with standard lamps
- Incredibly small dimensions for revolutionary new luminaire designs
- Approved for use in open luminaires (to IEC 60598-1)
- UV filter
- Contains no mercury

AREAS OF APPLICATION

- General illumination
- Kitchen lighting
- Lighting for reading
- Entrance lighting
- Shops
- Restaurants, hotels and similar prestigious applications
- Offices, public buildings
- Outdoor applications only in suitable luminaires

HALOSTAR STARLITE

Low-voltage halogen lamps with pin base



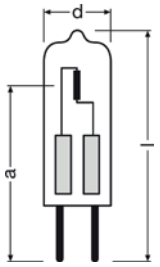

1

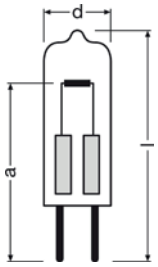

2

Product name	GTIN (EAN)	W	V	lm	Ø d [mm]		l [mm]	K	
HALOSTAR STARLITE 5 W 12 V G4	4050300335032	5	12	55	10	G4	33	2700	B
HALOSTAR STARLITE 10 W 6 V G4	4050300335131	10	6	110	10	G4	33	2700	C
HALOSTAR STARLITE 10 W 12 V G4	4050300335087	10	12	130	10	G4	33	2800	C
HALOSTAR STARLITE 20 W 12 V GY6.35	4050300328171	20	12	290	12	GY6.35	44	2800	C
HALOSTAR STARLITE 35 W 12 V GY6.35	4050300017426	35	12	580	12	GY6.35	44	2900	C
HALOSTAR STARLITE 50 W 12 V GY6.35	4050300328201	50	12	900	12	GY6.35	44	3000	C
HALOSTAR STARLITE 75 W 12 V GY6.35	4050300490151	75	12	1450	12	GY6.35	44	3000	C
HALOSTAR STARLITE 90 W 12 V GY6.35	4050300490182	90	12	1800	12	GY6.35	44	3000	C

Product name		No.
HALOSTAR STARLITE 5 W 12 V G4	40	2
HALOSTAR STARLITE 10 W 6 V G4	40	1
HALOSTAR STARLITE 10 W 12 V G4	40	1
HALOSTAR STARLITE 20 W 12 V GY6.35	40	1
HALOSTAR STARLITE 35 W 12 V GY6.35	40	1
HALOSTAR STARLITE 50 W 12 V GY6.35	40	1
HALOSTAR STARLITE 75 W 12 V GY6.35	40	1
HALOSTAR STARLITE 90 W 12 V GY6.35	40	1

PRODUCT FEATURES

- Average life: 4,000 h
- 100 % dimmable
- Color rendering index R_a: 100

PRODUCT BENEFITS

- Brilliant accent light
- Incredibly small dimensions for revolutionary new luminaire designs
- Approved for use in open luminaires (to IEC 60598-1)
- Axial filament for optimum directional light
- Special pins for corrosion protection
- UV filter
- Contains no mercury

AREAS OF APPLICATION

- General illumination
- Entrance lighting
- Accent lighting
- Lighting for reading
- Garden lighting
- Shops
- Restaurants, hotels and similar prestigious applications
- Offices, public buildings
- Outdoor applications only in suitable luminaires

HALOSTAR Standard

Low-voltage halogen lamps with pin base



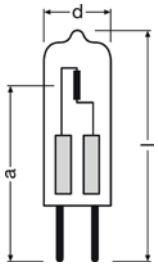

Product name	GTIN (EAN)	W	V	lm	Ø d [mm]		l [mm]	K	
HALOSTAR 10 W 12 V G4	4050300010717	10	12	140	10	G4	33	2800	C
HALOSTAR 35 W 12 V GY6.35	4050300364629	35	12	630	12	GY6.35	44	2900	C
HALOSTAR 50 W 12 V GY6.35	4050300324432	50	12	910	12	GY6.35	44	3000	C

Product name	
HALOSTAR 10 W 12 V G4	40
HALOSTAR 35 W 12 V GY6.35	40
HALOSTAR 50 W 12 V GY6.35	40

PRODUCT FEATURES

- Average life: 2,000 h
- 100 % dimmable
- Color rendering index R_a: 100

PRODUCT BENEFITS

- Brilliant accent light
- Incredibly small dimensions for revolutionary new luminaire designs
- Approved for use in open luminaires (to IEC 60598-1)
- UV filter
- Contains no mercury

AREAS OF APPLICATION

- General illumination
- Kitchen lighting
- Mirror lighting
- Lighting for reading
- Entrance lighting
- Shops
- Restaurants, hotels and similar prestigious applications
- Offices, public buildings

HALOSTAR 24 V

Low-voltage (24 V) pin based halogen lamps



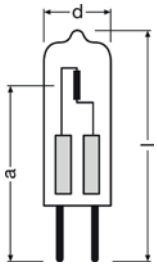

1

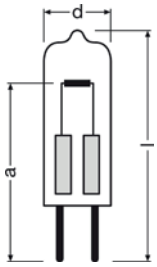

2

Product name	GTIN (EAN)	W	V	lm	Ø d [mm]		l [mm]	t [h]	
HALOSTAR 24 V 20 W 24 V G4	4052899438170	20	24	320	10	G4	33	2000	C
HALOSTAR 24 V 50 W 24 V GY6.35	4050300335544	50	24	900	12	GY6.35	44	2000	C
HALOSTAR 24 V 100 W 24 V GY6.35	4050300335667	100	24	2200	12	GY6.35	44	2000	C

Product name		No.
HALOSTAR 24 V 20 W 24 V G4	40	2
HALOSTAR 24 V 50 W 24 V GY6.35	40	1
HALOSTAR 24 V 100 W 24 V GY6.35	40	1

PRODUCT BENEFITS

- Base pins are tempered to protect against corrosion
- Axial filament ensures optimum directional light
- High illuminance level
- Contains no mercury

HALOSTAR OVEN

Low-voltage halogen lamps with pin base for oven lighting

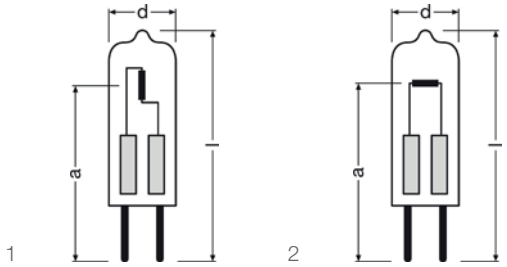

1 2

Product name	GTIN (EAN)	W	V	lm	∅ d [mm]		l [mm]	t [h]	
HALOSTAR OVEN 5 W 12 V G4	4050300308029	5	12	60	10	G4	33	1000	B
HALOSTAR OVEN 10 W 12 V G4	4050300302287	10	12	140	10	G4	33	2000	C
HALOSTAR OVEN 10 W 12 V G4	4050300308081	10	12	140	10	G4	33	2000	C
HALOSTAR OVEN 20 W 12 V G4	4050300308050	20	12	320	10	G4	33	2000	C

Product name		No.
HALOSTAR OVEN 5 W 12 V G4	40	2
HALOSTAR OVEN 10 W 12 V G4	4800	1
HALOSTAR OVEN 10 W 12 V G4	40	1
HALOSTAR OVEN 20 W 12 V G4	40	1

PRODUCT BENEFITS

- Two to three times the luminous efficiency of conventional oven lighting
- Optimum halogen content for high temperatures
- Tempered pins for reliable contact at high temperatures
- Suitable for pyrolysis (permissible ambient temperature 450 °C)
- Contains no mercury

AREAS OF APPLICATION

- Baking ovens

HALOSPOT 111 PRO

Halogen spot lamps with 111 mm aluminum reflector



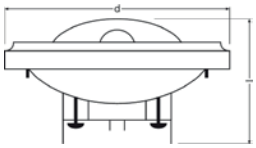

Product name	GTIN (EAN)	W	V	lm	cd	°	NN	[mm]	
HALOSPOT 111 PRO 35 W 12 V 6° G53	4050300656823	35	12	440	22500	6	G53	57	B
HALOSPOT 111 PRO 35 W 12 V 24° G53	4050300656847	35	12	440	4200	24	G53	67	B
HALOSPOT 111 PRO 50 W 12 V 40° G53	4008321909237	50	12	650	2000	40	G53	67	B
HALOSPOT 111 PRO 50 W 12 V 6° G53	4050300656861	50	12	650	33000	6	G53	67	B
HALOSPOT 111 PRO 50 W 12 V 24° G53	4050300656885	50	12	650	5500	24	G53	67	B
HALOSPOT 111 PRO 60 W 12 V 40° G53	4008321909251	60	12	870	2800	40	G53	67	B
HALOSPOT 111 PRO 60 W 12 V 6° G53	4050300786070	60	12	870	42000	6	G53	67	B
HALOSPOT 111 PRO 60 W 12 V 24° G53	4050300786094	60	12	870	7000	24	G53	67	B

Product name	
HALOSPOT 111 PRO 35 W 12 V 6° G53	6
HALOSPOT 111 PRO 35 W 12 V 24° G53	6
HALOSPOT 111 PRO 50 W 12 V 40° G53	6
HALOSPOT 111 PRO 50 W 12 V 6° G53	6
HALOSPOT 111 PRO 50 W 12 V 24° G53	6
HALOSPOT 111 PRO 60 W 12 V 40° G53	6
HALOSPOT 111 PRO 60 W 12 V 6° G53	6
HALOSPOT 111 PRO 60 W 12 V 24° G53	6

PRODUCT FEATURES

- Average life: 4,000 h
- 100 % dimmable
- Color rendering index R_a: 100
- Diameter: 111 mm
- IRC technology

AREAS OF APPLICATION

- General illumination
- Entrance lighting
- Shops
- Restaurants, hotels and similar prestigious applications
- Offices, public buildings

PRODUCT BENEFITS

- Brilliant accent lighting
- Significantly lower CO_2 emissions compared to standard version
- Cap for reduced glare and ease of handling
- New high-tech reflector for optimum illumination and reduced scatter
- Approved for use in open luminaires (to IEC 60598-1)
- UV filter
- Drastically reduced thermal load in luminaire thanks to aluminum-coated reflector
- Contains no mercury

HALOSPOT 111

Halogen spot lamps with 111 mm aluminum reflector



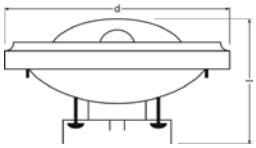

Product name	GTIN (EAN)	W	V	lm	cd			[mm]	
HALOSPOT 111 35 W 12 V 4° G53	4050300335728	35	12	320	30000	4	G53	67	C
HALOSPOT 111 35 W 6 V 4° G53	4050300011141	35	6	320	30000	4	G53	67	C
HALOSPOT 111 35 W 12 V 24° G53	4050300335766	35	12	320	2500	24	G53	67	C
HALOSPOT 111 50 W 12 V 40° G53	4008321909213	50	12	510	1400	40	G53	67	C
HALOSPOT 111 50 W 12 V 4° G53	4050300011165	50	12	510	40000	4	G53	67	C
HALOSPOT 111 50 W 12 V 6° G53	4050300011752	50	12	510	17000	6	G53	67	C
HALOSPOT 111 50 W 12 V 24° G53	4050300011769	50	12	510	4000	24	G53	67	C
HALOSPOT 111 75 W 12 V 6° G53	4050300011776	75	12	850	30000	6	G53	67	C
HALOSPOT 111 75 W 12 V 24° G53	4050300011783	75	12	850	5300	24	G53	67	C
HALOSPOT 111 75 W 12 V 40° G53	4050300011790	75	12	850	2000	40	G53	67	C
HALOSPOT 111 100 W 12 V 6° G53	4050300358604	100	12	1200	48000	6	G53	67	C
HALOSPOT 111 100 W 12 V 24° G53	4050300358628	100	12	1200	8500	24	G53	67	C
HALOSPOT 111 100 W 12 V 40° G53	4050300358642	100	12	1200	2800	40	G53	67	C

Product name	
HALOSPOT 111 35 W 12 V 4° G53	6
HALOSPOT 111 35 W 6 V 4° G53	6
HALOSPOT 111 35 W 12 V 24° G53	6
HALOSPOT 111 50 W 12 V 40° G53	6
HALOSPOT 111 50 W 12 V 4° G53	6
HALOSPOT 111 50 W 12 V 6° G53	6
HALOSPOT 111 50 W 12 V 24° G53	6
HALOSPOT 111 75 W 12 V 6° G53	6
HALOSPOT 111 75 W 12 V 24° G53	6
HALOSPOT 111 75 W 12 V 40° G53	6
HALOSPOT 111 100 W 12 V 6° G53	6
HALOSPOT 111 100 W 12 V 24° G53	6
HALOSPOT 111 100 W 12 V 40° G53	6

HALOSPOT 111
Halogen spot lamps with 111 mm aluminum reflector

PRODUCT FEATURES
- Average life: 4,000 h
- 100 % dimmable
- Color rendering index R_a: 100
- Diameter: 111 mm

PRODUCT BENEFITS
- Brilliant accent light
- Cap for reduced glare and ease of handling
- Burner with axial filament for optimum distribution of light
- Approved for use in open luminaires (to IEC 60598-1)
- UV filter
- Drastically reduced thermal load in luminaire thanks to aluminum-coated reflector
- Contains no mercury

AREAS OF APPLICATION
- General illumination
- Shops
- Restaurants, hotels and similar prestigious applications
- Offices, public buildings
- Entrance lighting

HALOSPOT 70
Halogen spot lamps with 70 mm aluminum reflector



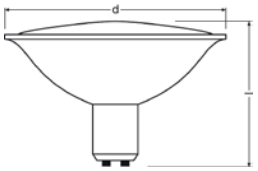

Product name	GTIN (EAN)	W	V	lm	cd	°	NR	[mm]	
HALOSPOT 70 20 W 12 V 24° BA15D	4050300011110	20	12	150	900	24	BA15d	50	C
HALOSPOT 70 50 W 12 V 24° BA15D	4050300004020	50	12	510	2600	24	BA15d	50	C

Product name	
HALOSPOT 70 20 W 12 V 24° BA15D	10
HALOSPOT 70 50 W 12 V 24° BA15D	10

PRODUCT FEATURES

- Average life: 4,000 h
- 100 % dimmable
- Color rendering index R_a: 100
- Diameter: 70 mm

PRODUCT BENEFITS

- Brilliant accent light
- Cap for reduced glare and ease of handling
- Excellent distribution of light thanks to facetted reflector
- Approved for use in open luminaires (to IEC 60598-1)
- UV filter
- Drastically reduced thermal load in luminaire thanks to aluminum-coated reflector
- Contains no mercury

AREAS OF APPLICATION

- General illumination
- Shops
- Restaurants, hotels and similar prestigious applications
- Offices, public buildings

DECOSTAR 51 PRO

Halogen dichroic reflector lamps with 51 mm diameter



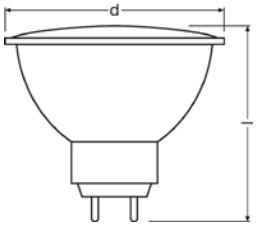

Product name	GTIN (EAN)	W	V	lm	cd	°	NN	[mm]	
DECOSTAR 51 PRO 14 W 12 V 10° GU5.3	4008321945020	14	12	180	2800	10	GU5.3	46	B
DECOSTAR 51 PRO 14 W 12 V 36° GU5.3	4008321945044	14	12	180	480	36	GU5.3	46	B
DECOSTAR 51 PRO 20 W 12 V 10° GU5.3	4050300620169	20	12	300	5500	10	GU5.3	46	B
DECOSTAR 51 PRO 20 W 12 V 24° GU5.3	4050300620183	20	12	300	2000	24	GU5.3	46	B
DECOSTAR 51 PRO 20 W 12 V 60° GU5.3	4050300620220	20	12	300	450	60	GU5.3	46	B
DECOSTAR 51 PRO 20 W 12 V 36° GU5.3	4050300620206	20	12	300	1000	36	GU5.3	46	B
DECOSTAR 51 PRO 35 W 12 V 10° GU5.3	4050300516592	35	12	620	11000	10	GU5.3	46	B
DECOSTAR 51 PRO 35 W 12 V 24° GU5.3	4050300516615	35	12	620	4100	24	GU5.3	46	B
DECOSTAR 51 PRO 35 W 12 V 36° GU5.3	4050300516639	35	12	620	2200	36	GU5.3	46	B
DECOSTAR 51 PRO 35 W 12 V 60° GU5.3	4050300516653	35	12	620	1050	60	GU5.3	46	B
DECOSTAR 51 PRO 50 W 12 V 10° GU5.3	4050300516677	50	12	870	15000	10	GU5.3	46	B
DECOSTAR 51 PRO 50 W 12 V 24° GU5.3	4050300516691	50	12	870	5300	24	GU5.3	46	B
DECOSTAR 51 PRO 50 W 12 V 36° GU5.3	4050300516714	50	12	870	2850	36	GU5.3	46	B
DECOSTAR 51 PRO 50 W 12 V 60° GU5.3	4050300516738	50	12	870	1450	60	GU5.3	46	B

Product name	
DECOSTAR 51 PRO 14 W 12 V 10° GU5.3	20
DECOSTAR 51 PRO 14 W 12 V 36° GU5.3	20
DECOSTAR 51 PRO 20 W 12 V 10° GU5.3	20
DECOSTAR 51 PRO 20 W 12 V 24° GU5.3	20
DECOSTAR 51 PRO 20 W 12 V 60° GU5.3	20
DECOSTAR 51 PRO 20 W 12 V 36° GU5.3	20
DECOSTAR 51 PRO 35 W 12 V 10° GU5.3	20
DECOSTAR 51 PRO 35 W 12 V 24° GU5.3	20
DECOSTAR 51 PRO 35 W 12 V 36° GU5.3	20
DECOSTAR 51 PRO 35 W 12 V 60° GU5.3	20
DECOSTAR 51 PRO 50 W 12 V 10° GU5.3	20
DECOSTAR 51 PRO 50 W 12 V 24° GU5.3	20
DECOSTAR 51 PRO 50 W 12 V 36° GU5.3	20
DECOSTAR 51 PRO 50 W 12 V 60° GU5.3	20

DECOSTAR 51 PRO

Halogen dichroic reflector lamps with 51 mm diameter

PRODUCT FEATURES

- Average life: 5,000 h
- 100 % dimmable
- Color rendering index R_a: 100
- Color temperature: 3,000 K
- Diameter: 51 mm
- Deco cover
- IRC technology

PRODUCT BENEFITS

- Brilliant accent lighting
- Significantly lower CO_2 emissions compared to standard version
- Constant luminous intensity and constant color location throughout the lifetime
- Approved for use in open luminaires (to IEC 60598-1)
- UV filter
- Contains no mercury

AREAS OF APPLICATION

- General illumination
- Kitchen lighting
- Dining table lighting
- Mirror lighting
- Workplace lighting
- Shops
- Restaurants, hotels and similar prestigious applications



OSRAM

DECOSTAR 51 TITAN

Halogen dichroic reflector lamps with 51 mm diameter



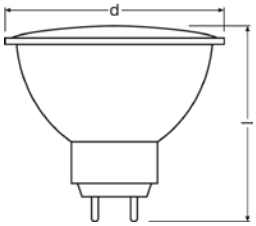

Product name	GTIN (EAN)	W	V	lm	cd	°	NN	[mm]	
DECOSTAR 51 TITAN 20 W 12 V 10° GU5.3	4050300428635	20	12	250	5000	10	GU5.3	46	B
DECOSTAR 51 TITAN 20 W 12 V 36° GU5.3	4050300428659	20	12	250	780	36	GU5.3	46	B
DECOSTAR 51 TITAN 20 W 12 V 60° GU5.3	4050300428673	20	12	250	350	60	GU5.3	46	B
DECOSTAR 51 TITAN 35 W 12 V 10° GU5.3	4050300428697	35	12	550	9500	10	GU5.3	46	B
DECOSTAR 51 TITAN 35 W 12 V 36° GU5.3	4050300428710	35	12	550	1500	36	GU5.3	46	B
DECOSTAR 51 TITAN 35 W 12 V 60° GU5.3	4050300428734	35	12	550	700	60	GU5.3	46	B
DECOSTAR 51 TITAN 35 W 12 V 24° GU5.3	4050300476414	35	12	550	3100	24	GU5.3	46	B
DECOSTAR 51 TITAN 50 W 12 V 10° GU5.3	4050300428758	50	12	770	12500	10	GU5.3	46	B
DECOSTAR 51 TITAN 50 W 12 V 36° GU5.3	4050300428772	50	12	770	2200	36	GU5.3	46	B
DECOSTAR 51 TITAN 50 W 12 V 60° GU5.3	4050300428796	50	12	770	1100	60	GU5.3	46	B
DECOSTAR 51 TITAN 50 W 12 V 24° GU5.3	4050300465708	50	12	770	4400	24	GU5.3	46	B

Product name	
DECOSTAR 51 TITAN 20 W 12 V 10° GU5.3	20
DECOSTAR 51 TITAN 20 W 12 V 36° GU5.3	20
DECOSTAR 51 TITAN 20 W 12 V 60° GU5.3	20
DECOSTAR 51 TITAN 35 W 12 V 10° GU5.3	20
DECOSTAR 51 TITAN 35 W 12 V 36° GU5.3	20
DECOSTAR 51 TITAN 35 W 12 V 60° GU5.3	20
DECOSTAR 51 TITAN 35 W 12 V 24° GU5.3	20
DECOSTAR 51 TITAN 50 W 12 V 10° GU5.3	20
DECOSTAR 51 TITAN 50 W 12 V 36° GU5.3	20
DECOSTAR 51 TITAN 50 W 12 V 60° GU5.3	20
DECOSTAR 51 TITAN 50 W 12 V 24° GU5.3	20

DECOSTAR 51 TITAN

Halogen dichroic reflector lamps with 51 mm diameter

PRODUCT FEATURES

- Average life: 4,000 h
- 100 % dimmable
- Color rendering index R_a: 100
- Color temperature: 3,000 K
- Diameter: 51 mm
- Deco cover

PRODUCT BENEFITS

- Brilliant accent light
- Constant bluish appearance of the light escaping at the back of the reflector
- Dichroic reflector reduces the heat in the light beam by up to 66 %
- Constant luminous intensity and constant color location throughout the lifetime
- Flat clear shield
- Approved for use in open luminaires (to IEC 60598-1)
- UV filter
- Contains no mercury

AREAS OF APPLICATION

- General illumination
- Shops
- Restaurants, hotels and similar prestigious applications
- Offices, public buildings

DECOSTAR 35 TITAN

Halogen dichroic reflector lamps with 35 mm diameter



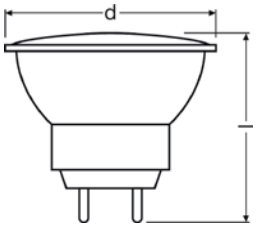

Product name	GTIN (EAN)	W	V	lm	cd			[mm]	
DECOSTAR 35 TITAN 20 W 12 V 10° GU4	4050300529301	20	12	220	3500	10	GU4	40	B
DECOSTAR 35 TITAN 20 W 12 V 36° GU4	4050300529325	20	12	220	700	36	GU4	40	B
DECOSTAR 35 TITAN 35 W 12 V 10° GU4	4050300529349	35	12	480	6200	10	GU4	40	B
DECOSTAR 35 TITAN 35 W 12 V 36° GU4	4050300529363	35	12	480	1400	36	GU4	40	B

Product name	
DECOSTAR 35 TITAN 20 W 12 V 10° GU4	10
DECOSTAR 35 TITAN 20 W 12 V 36° GU4	10
DECOSTAR 35 TITAN 35 W 12 V 10° GU4	10
DECOSTAR 35 TITAN 35 W 12 V 36° GU4	10

PRODUCT FEATURES

- Average life: 4,000 h
- 100 % dimmable
- Color rendering index R_a: 100
- Color temperature: 3,000 K
- Diameter: 35 mm
- Deco cover

PRODUCT BENEFITS

- Brilliant accent light
- Constant bluish appearance of the light escaping at the back of the reflector
- Dichroic reflector reduces the heat in the light beam by up to 66 %
- Constant luminous intensity and constant color location throughout the lifetime
- Flat clear shield
- Approved for use in open luminaires (to IEC 60598-1)
- UV filter
- Contains no mercury

AREAS OF APPLICATION

- General illumination
- Shops
- Restaurants, hotels and similar prestigious applications
- Offices, public buildings

DECOSTAR 51 ALU

Halogen alu coated glas reflector lamps with 51 mm diameter



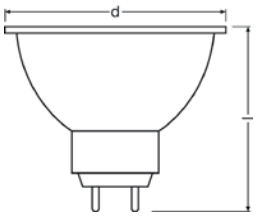

Product name	GTIN (EAN)	W	V	lm	cd	°	NN	[mm]	
DECOSTAR 51 ALU 20 W 12 V 36° GU5.3	4050300428819	20	12	205	510	36	GU5.3	46	C
DECOSTAR 51 ALU 35 W 12 V 36° GU5.3	4050300428833	35	12	430	1100	36	GU5.3	46	C
DECOSTAR 51 ALU 50 W 12 V 36° GU5.3	4050300428857	50	12	680	1500	36	GU5.3	46	C

Product name	
DECOSTAR 51 ALU 20 W 12 V 36° GU5.3	20
DECOSTAR 51 ALU 35 W 12 V 36° GU5.3	20
DECOSTAR 51 ALU 50 W 12 V 36° GU5.3	20

PRODUCT FEATURES

- Average life: 4,000 h
- 100 % dimmable
- Color rendering index R_a: 100
- Diameter: 51 mm

PRODUCT BENEFITS

- Brilliant accent light
- No light can escape at the back of the reflector
- Approved for use in open luminaires (to IEC 60598-1)
- UV filter
- Aluminum-coated reflector without a shield reduces thermal load in luminaire
- Reduced thermal load: ~60 % compared with aluminum-coated reflectors with shield
- Reduced thermal load: ~80 % compared with dichroic reflectors with shield
- Contains no mercury

AREAS OF APPLICATION

- General illumination
- Shops
- Restaurants, hotels and similar prestigious applications
- Offices, public buildings

DECOSTAR 51 COOL BLUE

Halogen dichroic reflector lamps with 51 mm diameter



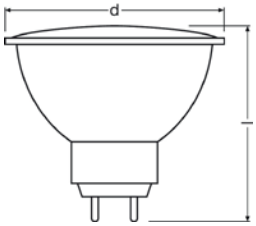

Product name	GTIN (EAN)	W	V	lm	cd	°	Ra	[mm]	
DECOSTAR CB 50 W 12 V 36° GU5.3	4050300816661	50	12	680	1200	36	GU5.3	46	C

Product name	
DECOSTAR CB 50 W 12 V 36° GU5.3	20

PRODUCT FEATURES

- Average life: 4,000 h
- 100 % dimmable
- Color rendering index R_a: 95
- Color temperature: 4,400 K
- Diameter: 51 mm
- Coated deco cover for bluish white light

PRODUCT BENEFITS

- Brilliant accent light
- Dichroic reflector reduces the heat in the light beam by up to 66 %
- Approved for use in open luminaires (to IEC 60598-1)
- UV filter
- Contains no mercury

AREAS OF APPLICATION

- Shops selling jewellery, glassware or ceramic goods

OSRAM

DECOSTAR 51S Standard

Halogen dichroic reflector lamps with 51 mm diameter



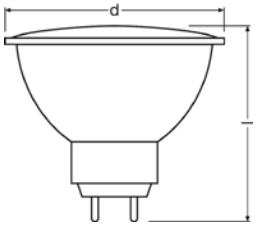

Product name	GTIN (EAN)	W	V	lm	cd	∢	NN	[mm]	
DECOSTAR 51S 20 W 12 V 36° GU5.3	4050300272511	20	12	210	480	36	GU5.3	46	C
DECOSTAR 51S 20 W 12 V 36° GU5.3	4050300272511	20	12	210	480	36	GU5.3	46	C
DECOSTAR 51S 35 W 12 V 36° GU5.3	4050300272634	35	12	430	1000	36	GU5.3	46	C
DECOSTAR 51S 50 W 12 V 36° GU5.3	4050300272795	50	12	680	1450	36	GU5.3	46	C
DECOSTAR 51S 50 W 12 V 36° GU5.3	4050300272795	50	12	680	1450	36	GU5.3	46	C
DECOSTAR 51S 50 W 12 V 36° GU5.3	4050300272795	50	12	680	1450	36	GU5.3	46	C

Product name	
DECOSTAR 51S 20 W 12 V 36° GU5.3	20
DECOSTAR 51S 20 W 12 V 36° GU5.3	60
DECOSTAR 51S 35 W 12 V 36° GU5.3	20
DECOSTAR 51S 50 W 12 V 36° GU5.3	20
DECOSTAR 51S 50 W 12 V 36° GU5.3	20
DECOSTAR 51S 50 W 12 V 36° GU5.3	60

PRODUCT FEATURES

- Average life: 4,000 h
- 100 % dimmable
- Color rendering index R_a: 100
- Diameter: 51 mm
- Deco cover

PRODUCT BENEFITS

- Brilliant accent light
- Dichroic reflector reduces the heat in the light beam by up to 66 %
- Approved for use in open luminaires (to IEC 60598-1)
- UV filter
- Contains no mercury

AREAS OF APPLICATION

- General illumination
- Entrance lighting
- Workplace lighting
- Kitchen lighting
- Mirror lighting
- Object lighting

DECOSTAR 35

Halogen dichroic reflector lamps with 35 mm diameter



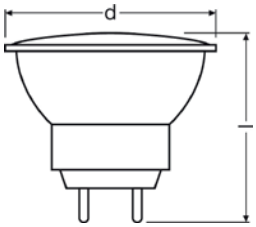

Product name	GTIN (EAN)	W	V	lm	cd	°	NN	[mm]	
DECOSTAR 35 10 W 12 V 36° GU4	4050300443935	10	12	90	300	36	GU4	40	C
DECOSTAR 35 20 W 12 V 36° GU4	4050300346168	20	12	205	580	36	GU4	40	C
DECOSTAR 35 35 W 12 V 36° GU4	4050300346229	35	12	430	1000	36	GU4	40	C

Product name	
DECOSTAR 35 10 W 12 V 36° GU4	10
DECOSTAR 35 20 W 12 V 36° GU4	10
DECOSTAR 35 35 W 12 V 36° GU4	10

PRODUCT FEATURES

- Average life: 4,000 h
- 100 % dimmable
- Color rendering index R_a: 100
- Diameter: 35 mm
- Deco cover

PRODUCT BENEFITS

- Brilliant accent light
- Dichroic reflector reduces the heat in the light beam by up to 66 %
- Approved for use in open luminaires (to IEC 60598-1)
- UV filter
- Contains no mercury

AREAS OF APPLICATION

- General illumination
- Workplace lighting
- Kitchen lighting
- Mirror lighting
- Object lighting
- Shops
- Restaurants, hotels and similar prestigious applications

BASES IEC/EN 60061-1



BA15d
Sheet 7004-11 A



B15d
Sheet 7004-11

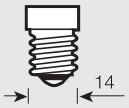

E14
Sheet 7004-23

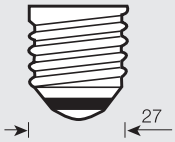

E27
Sheet 7004-21



Fa4
Sheet 7004-58

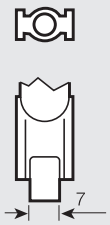

R7s
Sheet 7004-92



G4
Sheet 7004-72

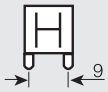

G9
Sheet 7004-129

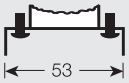

G53
Sheet 7004-134



GY4
Sheet 7004-72 A

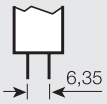

GY6.35
Sheet 7004-59



GZ4
Sheet 7004-67



GU4
Sheet 7004-108



GX5.3
Sheet 7004-73 A



GU5.3
Sheet 7004-109

Find for all shown sockets direct LED replacements on chapter 3.

NOTE:

Operate halogen lamps for outdoor applications and damp locations only in luminaires approved for the purpose.

All the line voltage halogen lamps shown are rated for the European line voltage of 230 V.

Other types are available on request.
For an extended range for non-EU countries, go to www.ledvance.com

GENERAL NOTE FOR BANNED HALOGEN LAMPS:

Time to make the switch: The sixth stage of the ErP Regulation (EC) 244/2009 comes into force on September 1st, 2018, which prohibits the placing of certain inefficient non-directional household lamps on the market. This also impacts various halogen lamps for which we already offer you direct alternatives today – naturally in modern, high-quality and energy-saving LED technology.
Use this opportunity and start your journey to the future of lighting now with LED lamps from LEDVANCE as your lighting partner.

Discover all the alternatives from LEDVANCE now for the direct LED replacement in LED lamps chapter 3 and/or online ledvance.com/erp


BAHNHOF POTSDAMER PLATZ

DISPLAY AND SIGNAL LAMPS

CONTENT

Low-voltage halogen lamps, road traffic	13.02
SIRIUS	13.03
Low-voltage over-pressure lamps for 10 V systems, road traffic	13.04
Low-voltage over-pressure longlife lamps for 10 V systems, road traffic	13.05
Low-voltage over-pressure single-coil lamps for 40 V systems, road traffic	13.06
Low-voltage over-pressure dual-coil lamps for 40 V systems, road traffic	13.07
High-voltage krypton lamps, road traffic	13.08
Standard high-voltage lamps, road traffic	13.09
Low-voltage over-pressure single-coil lamps, railway	13.10
Low-voltage over-pressure dual-coil lamps, railway	13.11
Bases IEC/EN 60061-1	13.12



OSRAM

Low-voltage halogen lamps, road traffic

Low-voltage halogen lamps, road traffic



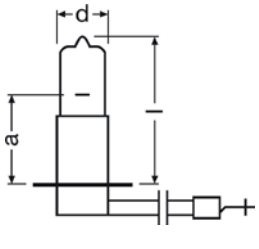

1

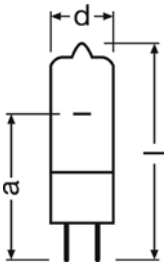

2

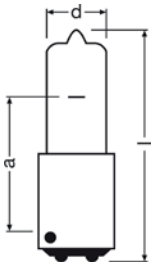

3

Product name	GTIN (EAN)	W	V	t[h]	lm	LCL a [mm]	Ø d [mm]	l [mm]	
SIG 64012/1	4008321033260	20	12	2000	320	19.5[1]	9.0	31	40
SIG 64015	4050300217543	50	10	8000	750	18.0[1]	11.5	32	100
SIG 62165	4008321037718	50	10	2000	820	26.0[1]	11.5	50	100
SIG 64016	4050300837741	50	12	4000	900	30.0[1]	12.0	44	100
SIG 64014	4050300222509	50	10	2000	950	18.0[1]	11.5	32	100

Product name	No.
SIG 64012/1	2
SIG 64015	1
SIG 62165	3
SIG 64016	2
SIG 64014	1

[1] Distance from the coil to the top of base

PRODUCT BENEFITS

- Low-voltage halogen lamps, therefore particularly high luminous flux
- Almost point-like light source for optimum focusing
- Virtually constant luminous flux throughout the life of the lamp
- Extremely long life compared to conventional lamps

AREAS OF APPLICATION

- Road traffic signalling systems

OPERATING INSTRUCTIONS

All halogen signal lamps operate at high temperature and pressure. They may therefore only be operated in signal equipment/luminaires specially designed for the purpose. Make sure that the lamps are protected against moisture during operation and in particular during relamping. When installing a new lamp, handle it by its protective cardboard sleeve.

SIRIUS

Low-voltage halogen lamps with dichroic reflector, road traffic



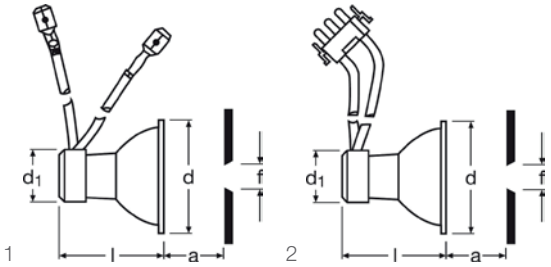

Product name	GTIN (EAN)	W	V	t[h]	Ø d [mm]	Ø d1 [mm]	l [mm]	a	No.
SIG 64002/B	4050300324562	20	12	2000	51	24.5	46.5	42	2
SIG 64002	4050300246505	20	12	2000	51	24.5	46.5	42	1
SIG 64005	4050300282060	50	10	6000	51	24.5	46.5	42	1
SIG 64004	4050300245225	50	10	2000	51	24.5	46.5	42	1

PRODUCT FEATURES

- Connecting cables equipped with contacts/insulation widely resistant to corrosion and heat

PRODUCT BENEFITS

- Fixed adjustment of halogen tube to reflector provides high luminous intensity
- Nearly constant luminous intensity due to high quality reflector coating
- Very long life due to the halogen tube

AREAS OF APPLICATION

- Road and rail traffic signals

SAFETY ADVICE

All halogen signal lamps operate at high temperature and pressure. They may therefore only be operated in signal equipment/luminaires specially designed for the purpose. Make sure that the lamps are protected against moisture during operation and in particular during relamping.

Low-voltage over-pressure lamps for 10 V systems, road traffic

Low-voltage over-pressure lamps for 10 V systems, road traffic



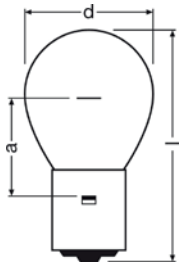

Product name	GTIN (EAN)	W	V	lm	LCL a [mm]	Ø d [mm]	l [mm]		
SIG 1227	4050300831718	22	10	270	31[1]	36	67	s135[2]	100
SIG 1227	4008321903990	22	10	270	31[1]	36	67	s135[2]	200
SIG 1238	4050300831794	30	10	400	31[1]	36	67	s135[2]	100
SIG 1238	4008321904003	30	10	400	31[1]	36	67	s135[2]	200

[1] Distance from the coil to the lug of base
[2] Lamps with transverse filament should be preferred inclined perpendicular to the filament plane Only the permissible burning position may be used otherwise the lamp will fail prematurely

PRODUCT BENEFITS

- Much higher luminous efficacy than high-voltage signal lamps
- Clearly improved lamp quality due to higher gas pressure and inert gas filling
- Leads to reduced power consumption of the signal installation
- High resistance against shock and vibration compared to high-voltage lamps
- Max. premature failure rate: 2 % up to 4,400 h (related to lamp failures only)
- Retrofit for 230 V systems (replace lamp and reflector and install transformator)

AREAS OF APPLICATION

- Road traffic signalling systems

SAFETY ADVICE

Use only in signal equipment/luminaires that are specially designed for the purpose.
Protect the lamps against moisture during operation and installation.

Low-voltage over-pressure longlife lamps for 10 V systems, road traffic

Low-voltage over-pressure longlife lamps for 10 V systems, road traffic



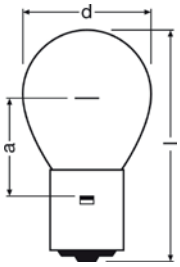

Product name	GTIN (EAN)	W	V	lm	LCL a [mm]	Ø d [mm]	l [mm]		
SIG 1227 LL	4008321037695	22	10	270	31[1]	36	67	s135[2]	200
SIG 1238 LL	4008321037701	30	10	400	31[1]	36	67	s135[2]	200

[1] Distance from the coil to the lug of base
[2] Lamps with transverse filament should be preferred inclined perpendicular to the filament plane Only the permissible burning position may be used otherwise the lamp will fail prematurely

PRODUCT FEATURES

- Maintenance intervals up to one year possible (depending on installation)

PRODUCT BENEFITS

- Increased lamp life compared to existing low-voltage signal lamps
- Max. premature failure rate: 2 % up to 8,000 h (related to lamp failures only)
- Exchange of existing low-voltage high-pressure lamps possible without adjustment
- Retrofit for 230 V systems (replace lamp and reflector and install transformator)

AREAS OF APPLICATION

- Road traffic signalling systems

SAFETY ADVICE

Use only in signal equipment/luminaires that are specially designed for the purpose.
Protect the lamps against moisture during operation and installation.

Low-voltage over-pressure single-coil lamps for 40 V systems, road traffic

Low-voltage over-pressure single-coil lamps for 40 V systems, road traffic



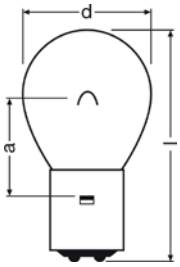

Product name	GTIN (EAN)	W	V	lm	LCL a [mm]	Ø d [mm]	l [mm]		
SIG 1462	4050300832326	40	38…42	500	31[1]	36	67	s135[2]	100
SIG 1470	4050300832289	60	38…42	720	31[1]	36	67	s135[2]	100

[1] Distance from the coil to the lug of base
[2] Lamps with transverse filaments should only be inclined perpendicular to the filament plane Only the permissible burning position may be used otherwise the lamp will fail prematurely

PRODUCT FEATURES

- Long average lamp lifetime: 8,000 h
- Maintenance intervals up to four months possible (depending on installation)

PRODUCT BENEFITS

- Max. premature failure rate: 2 % up to 3,000 h (related to lamp failures only)

AREAS OF APPLICATION

- Road traffic signalling systems

LEGAL ADVICE

Correspond to DIN 49842 part 1 and 3

SAFETY ADVICE

Use only in signal equipment/luminaires that are specially designed for the purpose.
Protect the lamps against moisture during operation and installation.

Low-voltage over-pressure dual-coil lamps for 40 V systems, road traffic

Low-voltage over-pressure dual-coil lamps for 40 V systems, road traffic



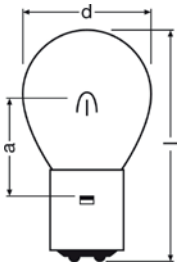

Product name	GTIN (EAN)	W	V	lm	LCL a [mm]	Ø d [mm]	l [mm]		
SIG 1463	4050300832302	40	38…42	500	31[1]	36	67	s135[2]	100

[1] Distance from the coil to the lug of base
[2] Lamps with transverse filaments should only be inclined perpendicular to the filament plane Only the permissible burning position may be used otherwise the lamp will fail prematurely

PRODUCT FEATURES

- Dual-coil lamps for higher operation safety of the signalling system
- Long average lamp lifetime: 8,000 h (for main filament only)
- Maintenance intervals up to four months possible (depending on installation)

PRODUCT BENEFITS

- Simple changeover to the secondary filament possible when main filament fails
- Max. premature failure rate: 2 % up to 3,000 h (related to lamp failures only)

AREAS OF APPLICATION

- Road traffic signalling systems

LEGAL ADVICE

Correspond to DIN 49842 part 1 and 3

SAFETY ADVICE

Use only in signal equipment/luminaires that are specially designed for the purpose.
Protect the lamps against moisture during operation and installation.

High-voltage krypton lamps, road traffic

High-voltage krypton lamps, road traffic



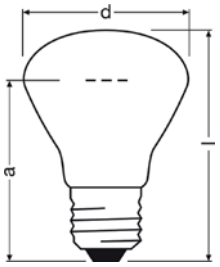

Product name	GTIN (EAN)	W	V	lm	LCL a [mm]	Ø d [mm]	l [mm]		
SIG 1541	4050300405049	60	230…240	380	69[1]	62	91	E	s105[2]
SIG 1543	4050300222578	75	230…240	520	69[1]	62	91	E	s105[2]
SIG 1546	4050300222608	100	230…240	830	79[1]	62	101	E	s105[2]

Product name	
SIG 1541	100
SIG 1543	100
SIG 1546	100

[1] Distance from the coil to the top of base
[2] Only the permissible burning position may be used otherwise the lamp will fail prematurely

PRODUCT FEATURES

- Lamp base resistant to corrosion
- Long average lamp lifetime: 8,000 h
- Maintenance intervals up to four months possible (depending on installation)

PRODUCT BENEFITS

- Excellent optical efficiency thanks to a small cradle diameter
- High luminous efficacy from krypton as filler gas
- Max. premature failure rate: 2 % up to 3,000 h (related to lamp failures only)
- High resistance to shock and vibration thanks to nine supports for the filament

AREAS OF APPLICATION

- Road traffic signalling systems

LEGAL ADVICE

Correspond to DIN 49842 part 1 and 3
Meet luminous intensity requirements of DIN 67527-1/EN 12368 (depending on installation)

SAFETY ADVICE

Use only in signal equipment/luminaires that are specially designed for the purpose.
Protect the lamps against moisture during operation and installation.



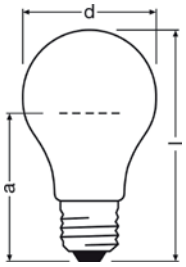

Product name	GTIN (EAN)	W	V	lm	LCL a [mm]	Ø d [mm]	l [mm]		
SIG 1534	4050300219288	40	230…240	230	69[1]	62	107	s135[2]	100

[1] Distance from the coil to the top of base
[2] Only the permissible burning position may be used otherwise the lamp will fail prematurely

AREAS OF APPLICATION

- Road traffic signalling systems

SAFETY ADVICE

Use only in signal equipment/luminaires that are specially designed for the purpose.
Protect the lamps against moisture during operation and installation.

Low-voltage over-pressure single-coil lamps, railway

Low-voltage over-pressure single-coil lamps, railway



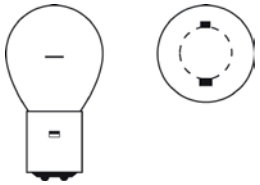

1

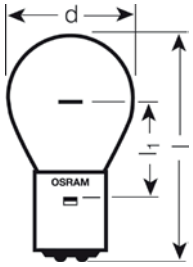

2

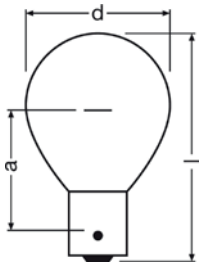

3

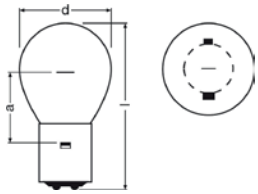

4

Product name	GTIN (EAN)	W	V	t[h]	⌀d [mm]	l [mm]		No.
SIG 1206	4050300832869	6	12	600	36	67	100	4
SIG 1226	4050300831534	20	12	6000	36	66	100	2
SIG 1260	4050300832036	20	10	6000	36	62	100	3
SIG 1220	4050300831596	20	12	2000	36	65	100	1

PRODUCT BENEFITS

- Narrow geometrical tolerances for safe operation of the signal installation
- Exact light centre position for optimum adjustment in the equipment
- Long lamp lifetime for efficient operation of signalling systems
- High reliability to avoid expensive delays to train schedules

AREAS OF APPLICATION

- Railway traffic signalling systems

SAFETY ADVICE

Use only in signal equipment/luminaires that are specially designed for the purpose.
Protect the lamps against moisture during operation and installation.

Low-voltage over-pressure dual-coil lamps, railway

Low-voltage over-pressure dual-coil lamps, railway



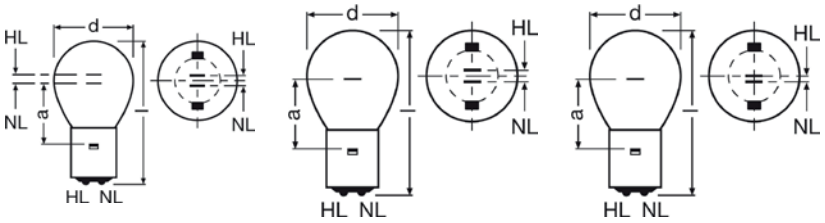

Product name	GTIN (EAN)	W	V	t[h]	⌀ d [mm]	l [mm]		No.
SIG 1210	4050300832173	10	12	600	36	67	100	3
SIG 1810	4050300832142	10	12	600	36	67	100	2
SIG 3015 LL	4050300831336	15	30	8800	36	67	100	3
SIG 3015	4050300832111	15	30	600	36	67	100	3
SIG 1820 LL	4050300831350	20	12	8800	35	67	100	3
SIG 1820	4050300832234	20	12	600	36	67	100	3
SIG 1230 LL	4050300831374	30	12	8800	36	67	100	3
SIG 1230	4050300832203	30	12	600	36	67	100	3
SIG 2460	4050300831756	60	24	600	36	67	100	1

PRODUCT FEATURES

- Dual-coil lamps for higher operation safety of the signalling system

PRODUCT BENEFITS

- Second filament takes over when the main filament fails
- Various wattages matched to specific needs of the relevant optical systems

AREAS OF APPLICATION

- Railway traffic signalling systems

SAFETY ADVICE

Use only in signal equipment/luminaires that are specially designed for the purpose.
Protect the lamps against moisture during operation and installation.

BASES IEC/EN 60061-1

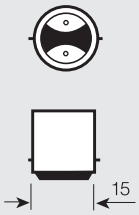

BA15d
Sheet 7004-11A

Holder standard:
Sheet 7005-13

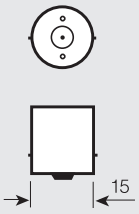

BA15s
Sheet 7004-11A

Sheet 7005-13



BA20d
Sheet 7004-12

Sheet 7005-14

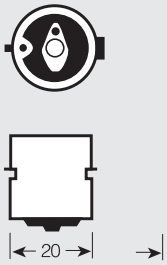

BA20s
Sheet 7004-12

Sheet 7005-14



E27
Sheet 7004-21

Holder standard:
Sheet 7005-20



G4
Sheet 7004-72

Holder standard:
Sheet 7005-72



GY6.35-15
Sheet 7004-59

Sheet 7005-59

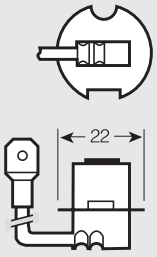

PK22s
Sheet 7004-47

Holder standard:
Sheet 7005-47



GENERAL LIGHTING SERVICE LAMPS

CONTENT

DECOR COLOR A	14.02
SPECIAL OVEN T	14.03
SPECIAL OVEN P	14.04
SPECIAL T/FRIDGE	14.05
Bases IEC/EN 60061-1	14.07



OSRAM

DECOR COLOR A

Colored incandescent lamps, classic bulb shape



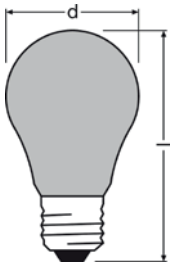

Product name	GTIN (EAN)	W	V		Ø d [mm]	l [mm]		
DECOR A YELLOW 11 W 240 V E27	4008321480910	11	240	E27	55	96	E	35
DECOR A RED 11 W 240 V E27	4008321545824	11	240	E27	55	96	E	35
DECOR A BLUE 11 W 240 V E27	4008321545862	11	240	E27	55	96	E	35
DECOR A GREEN 11 W 240 V E27	4008321545893	11	240	E27	55	96	E	35
DECOR A ORANGE 11 W 240 V E27	4008321545916	11	240	E27	55	96	E	35

PRODUCT FEATURES

- Color: blue, green, red or yellow

SPECIAL OVEN T

Incandescent lamps, tubular shape, for oven lighting



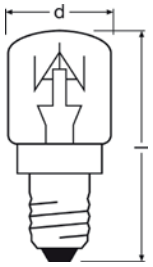

Product name	GTIN (EAN)	W	V	lm		Ø d [mm]	l [mm]		
SPC.T OVEN CL 15 W 240 V E14	4050300415772	15	240	85	E14	22	50		300
SPC.T OVEN CL 15 W 230 V E14	4050300065052	15	230	85	E14	22	50	E	10
SPC.T OVEN CL 15 W 230 V E14	4050300003108	15	230	85	E14	22	50	E	100

PRODUCT FEATURES

- Ambient temperature: up to 300 °C

AREAS OF APPLICATION

- Domestic baking ovens

SPECIAL OVEN P

Incandescent lamps, classic mini-ball shape, for oven lighting



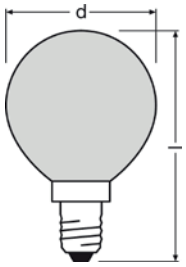

Product name	GTIN (EAN)	W	V	lm		Ø d [mm]	l [mm]		
SPC.P OVEN CL 25 W 225 V E27	4050300102665	25	230	180	E27	45	76	E	10
SPC.P OVEN CL 25 W 230 V E27	4050300034669	25	230	180	E27	45	76	E	50
SPC.P OVEN FR 40 W 240 V E14	4050300008486	40	240	400	E14	45	74	E	50

Product name	No.
SPC.P OVEN CL 25 W 225 V E27	
SPC.P OVEN CL 25 W 230 V E27	
SPC.P OVEN FR 40 W 240 V E14	1

PRODUCT FEATURES

- Ambient temperature: up to 300 °C

AREAS OF APPLICATION

- Domestic baking ovens

OSRAM

SPECIAL T/FRIDGE

Incandescent lamps, tubular shape, for fridge lighting



1

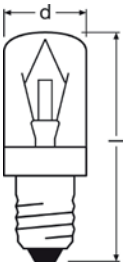

2

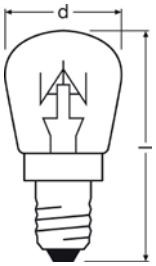

3

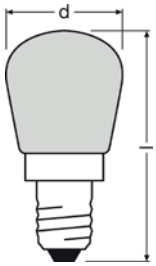

Product name	GTIN (EAN)	W	V	lm		Ø d [mm]	l [mm]		
SPC.T FR 10 W 225 V E14	4050300423074	10	230	30	E14	25	56	E	100
SPC.T FR 10 W 225 V E14	4050300102641	10	230	30	E14	25	56	E	20
SPC.T CL 15 W 230 V E14	4050300092928	15	230	90	E14	17	54		10
SPC.T CL 15 W 230 V E14	4050300066639	15	230	90	E14	17	54		50
SPC.T FR 15 W 230 V E14	4050300003085	15	230	90	E14	26	55	E	100
SPC.T CL 15 W 230 V E14	4050300310282	15	230	90	E14	26	55	E	100
SPC.T FR 25 W 230 V E14	4050300323596	25	230	160	E14	26	55	E	100

Product name	No.
SPC.T FR 10 W 225 V E14	2
SPC.T FR 10 W 225 V E14	2
SPC.T CL 15 W 230 V E14	1
SPC.T CL 15 W 230 V E14	1
SPC.T FR 15 W 230 V E14	3
SPC.T CL 15 W 230 V E14	2
SPC.T FR 25 W 230 V E14	3

AREAS OF APPLICATION

- Domestic refrigerators
- Sewing machines

SPECIAL T
Incandescent lamps, tubular shape



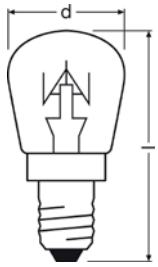

Product name	GTIN (EAN)	W	V	lm		Ø d [mm]	l [mm]		
SPC.T CL 25 W 230 V E14	4050300309637	25	230	160	E14	26	55	E	100

BASES IEC/EN 60061-1



E14
Sheet 7004-23



E27
Sheet 7004-21



ELECTRONIC CONTROL GEARS

CONTENT

Electronic control gears from OSRAM – for energy-efficient lighting	15.02
QUICKTRONIC	15.04
OSRAM always has the right control gear for you	15.07
QUICKTRONIC INTELLIGENT DALI DIM T5	15.08
QUICKTRONIC INTELLIGENT DALI DIM T8	15.10
QUICKTRONIC INTELLIGENT DALI DIM CFL	15.12
QUICKTRONIC INTELLIGENT DIM T5	15.13
QUICKTRONIC INTELLIGENT DIM T8	15.15
QUICKTRONIC INTELLIGENT DIM CFL	15.16
QUICKTRONIC DIM T8	15.17
QUICKTRONIC INTELLIGENT	15.18
QUICKTRONIC PROFESSIONAL 5	15.19
QUICKTRONIC PROFESSIONAL OPTIMAL	15.20
QUICKTRONIC FQ	15.21
QUICKTRONIC	15.22
QUICKTRONIC FIT 8	15.23
QUICKTRONIC FIT 5	15.24
QUICKTRONIC FIT 5/8	15.25
QUICKTRONIC QTz8	15.26
QUICKTRONIC ECONOMIC	15.27
QUICKTRONIC PROFESSIONAL DL	15.28
QUICKTRONIC MULTIWATT	15.29
QUICKTRONIC PROFESSIONAL M	15.30
POWERTRONIC OUTDOOR PTo	15.31
POWERTRONIC INTELLIGENT PTi S	15.32
POWERTRONIC INTELLIGENT PTi I	15.33
POWERTRONIC PT-FIT S	15.34
POWERTRONIC PT-FIT I	15.35
HALOTRONIC HTi	15.36
HALOTRONIC-PROFESSIONAL HTL	15.37
HALOTRONIC-COMPACT – HTM, HTN	15.38
ET-PARROT	15.39
ET-POPULAR	15.40
HALOTRONIC	15.41
ECG mountings – protection housings	15.42
ECG mountings – cable clamps	15.43
POWERTRONIC	15.44
HALOTRONIC	15.45
Summary of lamp/ECG combinations	15.46
Installation and operating instructions	15.82
Functional ECGs	15.85

OSRAM

ELECTRONIC CONTROL GEARS FROM OSRAM – FOR ENERGY-EFFICIENT LIGHTING

HIGH RELIABILITY TODAY AND IN THE FUTURE

ECGs from OSRAM fulfill all requirements for the operation of conventional light sources (fluorescent, metal halide and low-voltage halogen lamps). In small or large projects, OSRAM ECGs save both time and money, offering high reliability even in thermally critical conditions. As standard, we also offer three-year and five-year guarantees, see next page.

YOUR BENEFITS

- Compliance with current regulations and, in certain cases, conformity with planned regulations
- Very high energy efficiency in lighting solutions
- The use of standard protocols
- State-of-the-art technology
- OSRAM's proven quality, reliability and guarantee
- ECGs from a single source
- Maximum reliability in system operation
- Only one point of contact in all matters relating to lighting

NEW: ECG REPLACEMENT FINDER

Replacing defective ballasts with modern ECGs from our extensive product portfolio has just become easier. Find your required device quickly and without effort, simply by searching and filtering with our new online tool – the ideal support during renovation, modernization or maintenance work, see next page.
www.osram.com/ecg-finder



























OSRAM

QUALITY AS PART OF A SYSTEM – FROM ONE SOURCE
OSRAM'S GUARANTEE FOR ELECTRONIC CONTROL GEARS AND SELECTED LIGHT SOURCES – EXTRACT FROM GUARANTEE TERMS AND CONDITIONS





	Electronic control gears
Guarantee Level 1 **OSRAM guarantee**	Guarantee Level 2 **OSRAM guarantee**
OSRAM offers a full 3-year guarantee on products from the series: HALOTRONIC® PARROT	OSRAM offers a full 5-year guarantee on products from the series: QUICKTRONIC® DALI dimmable QUICKTRONIC® 1…10 V dimmable QUICKTRONIC® INTELLIGENT QUICKTRONIC® Professional QUICKTRONIC® FIT POWERTRONIC® (PTi, PTo, PT-FIT) HALOTRONIC® Professional (HTi, HTL, HTM, HTN)
The guarantee starts with commissioning of the corresponding electronic control gears (ECGs) from OSRAM and ends no later than 42 months after the OSRAM product was manufactured.	The guarantee starts with commissioning of the corresponding electronic control gears (ECGs) from OSRAM and ends no later than 66 months after the OSRAM product was manufactured.
Registration is not required. For each product from the above-specified series that fails due to a material or manufacturing defect, a replacement or credit note will be provided as part of the guarantee service.	Registration is not required. For each product from the above-specified series that fails due to a material or manufacturing defect, a replacement or credit note will be provided as part of the guarantee service.
The full conditions and details of guarantee level 1 can be found on the Internet at www.osram.com/system-guarantee	The full conditions and details of guarantee level 2 can be found on the Internet at www.osram.com/system-guarantee

OSRAM

QUICKTRONIC®

QUICKTRONIC® INTELLIGENT dimmable QTi (DALI)…DIM

QTI DIMMABLE – DALI OR 1…10 V INTERFACE

The current generation of dimmable QUICKTRONIC® INTELLIGENT control gears with DALI (Digital Addressable Lighting Interface) or 1…10 V interface (QTi DALI/DIM):

- Automatic lamp detection by intelligent multilamp operation and use of a large number of different lamps
  → Flexible luminaires and reduction of number of ECG types

HIGHEST LEVEL OF ENERGY EFFICIENCY. PARTICULARLY LOW STANDBY CONSUMPTION FOR OSRAM DALI ECGS.

- Energy Efficiency Index EEI = A1 BAT
- Very low standby consumption:
  – QTi DALI 1x, 2x: 0.2 W (AC and DC operation)
  – QTi DALI 3x, 4x: < 0.5 W (AC and DC operation)
- Switching and dimming has no influence on lamp lifespan
- Optimum preheating at any dimming setting
- Dimming range: 1…100 % luminous flux

OUTSTANDING FLEXIBILITY AND QUALITY. AMALGAM AND LONGLIFE LAMPS.



- Dimming to 1 % with T5/T5 CONSTANT, T5 Energy Saver and T5 XT Longlife lamps
- Large number of additional ECG/lamp combinations (OSRAM DULUX® L…HE, XT)
- Up to 100,000 h service life at T_c = 65 °C, at max. 10 % failure
- Suitable for luminaires with protection class I
- Optimized lamp hot start within 0.5 s
- OSRAM CFL and T5 CONSTANT lamps: dimming in outdoor applications possible
- Maximum efficiency of OSRAM dimming ECGs of up to 94 % thanks to high-efficiency components and temperature-dependent cut-off. For dimmer settings > 80 % disconnection of electrode heating
  → Additional energy savings of up to 4 W (depending on type)



- Corridor function for direct connection of the ECG to standard motion sensors (or free configuration)



- Touch DIM® operation for up to 20 DALI ECGs

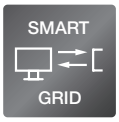

- Fit for SMART GRID for feedback of mains power input and lamp operating hours



- Fit for emergency function (configurable automatic detection of emergency light operation via ECG)

QTi DIM electronic control gears from OSRAM are renowned for their optimized system efficiency

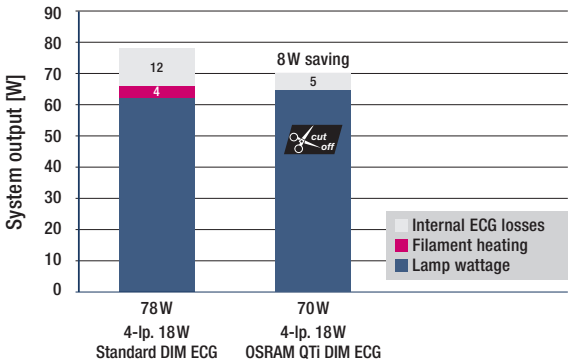

Values related to the same luminous flux
(Ballast Lumen Factor (BLF)) for all QTi DIM = 1.0

Adjustment of the planning factor (0.8) thanks to the use of dimmable ECGs saves an additional 10 % in electricity costs

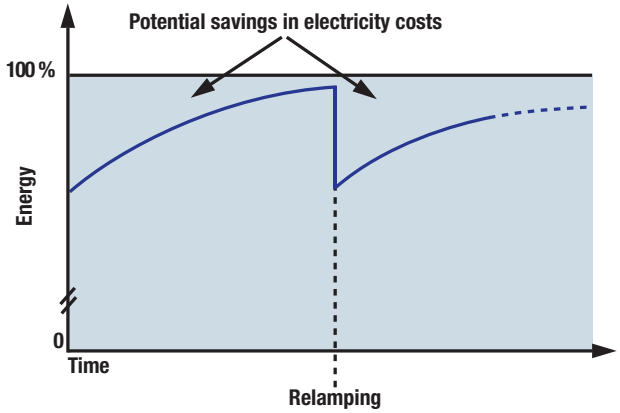

With a 2x HO 49 W luminaire, at an electricity price of 0.10 €/kWh, 20 € are additionally saved over its lamp lifespan merely with the planning factor adjustment (0.8): 10 % of 110 W x 18,000 h x 0.10 €/kWh = 20 €/luminaire in 4 years. This adjustment can be made via the building management system or a light sensor.

TEMPERATURE MODIFICATION REGULATION WITH QTI DALI ECG

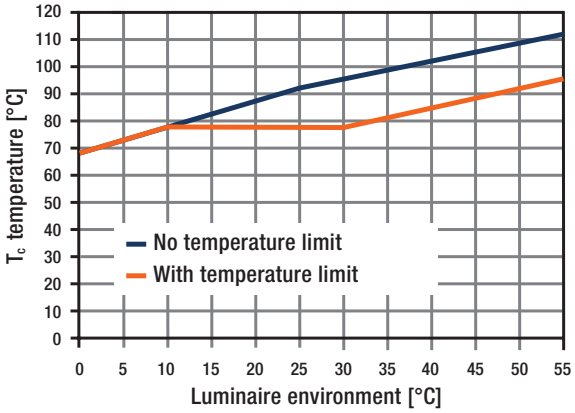

- Effective temperature protection via intelligent power reduction at high T_c temperatures
  → Simplifies safety accreditation for hot luminaires

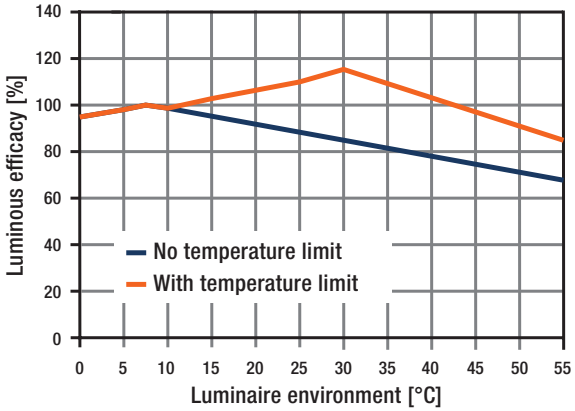

The benefits are a significant increase of luminous efficacy (lm/W) of hot luminaires and reduced thermal load for luminaire components

- End of Life (EoL) disconnection in line with Test 2 (asymmetric power test)
- DALI standard in accordance with IEC 60929 and IEC 62386

QTI DALI DIM – DALI OR TOUCH DIM® IN ONE UNIT

- Touch DIM® – dimming without dimmers via the direct connection of standard pushbuttons or standard motion sensors

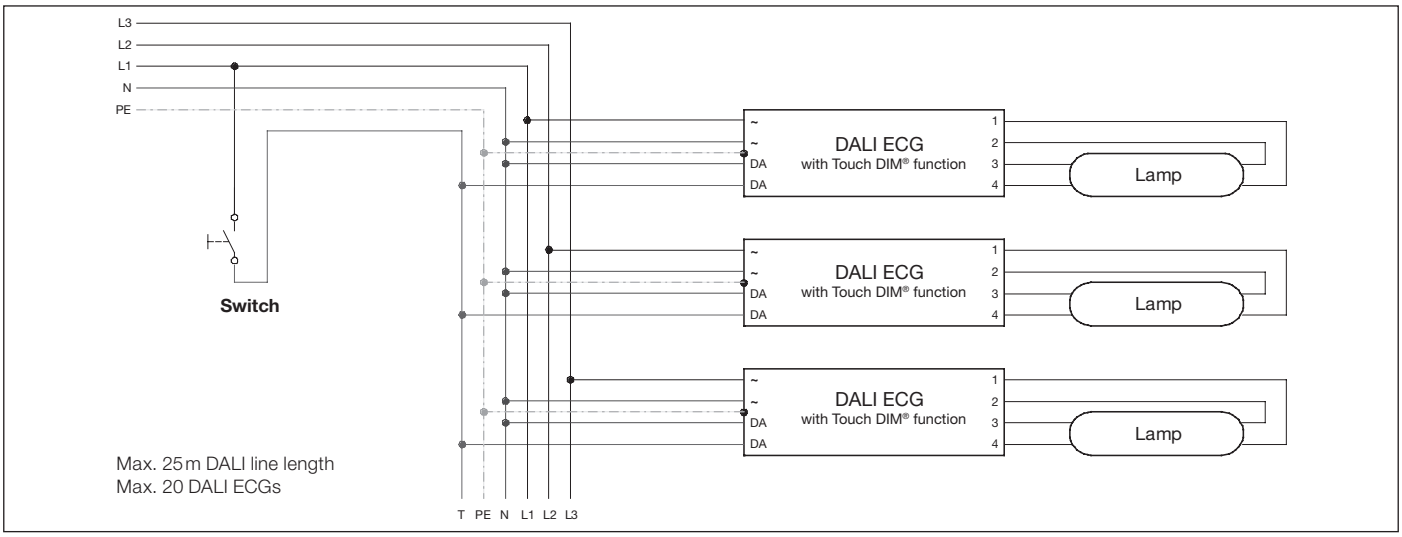

- Operation of up to 64 DALI ECGs via repeaters

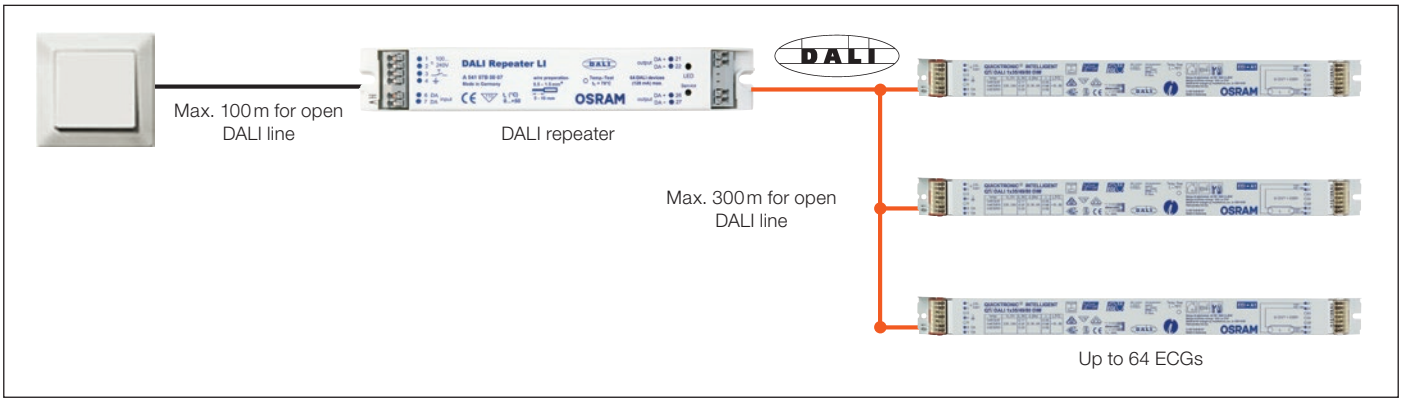

OSRAM

OSRAM ALWAYS HAS THE RIGHT CONTROL GEAR FOR YOU

FOR T5/Ø16 MM AND T8/Ø26 MM FLUORESCENT LAMPS

QUICKTRONIC® INTELLIGENT QTi

Thanks to intelligent lamp detection, over 50 % fewer ECG types and greater flexibility for lighting systems. Up to three lighting levels provided with only one luminaire.

- Up to 100,000 h lifespan*
- Suitable for luminaires with protection class I and II



QUICKTRONIC® PROFESSIONAL QTP5

- 2nd generation (GII) of the durable preheat start ECG (up to 100,000 h)*
- Also for protection class II luminaires

QUICKTRONIC® PROFESSIONAL QTP-Optimal

- For T5, T8 and DULUX® lamps
- 3rd generation of the durable preheat start QTP ECG (up to 100,000 h)*
- Also for protection class II luminaires
- Only 4 ECG types instead of 16, giving greater flexibility in luminaire production and warehousing as well as simplified assembly due to uniform geometry and wiring

QUICKTRONIC® QTP-FC, QTP-M and QT-M

- The compact control units for filigree T5 ring lamps



QUICKTRONIC® QT-FIT 5/8

- The reliable preheat start ECG (up to 50,000 h)**
- For T5 or T8 lamps
- Especially energy-saving together with motion sensors

QUICKTRONIC® QT-FIT8

- The reliable preheat start ECG (up to 50,000 h)**
- Especially energy-saving together with motion sensors

QUICKTRONIC® QTz8

- For T8 lamps
- Simple ECG for semi-professional applications

FOR COMPACT FLUORESCENT LAMPS

QUICKTRONIC® MULTIWATT-QTP-M and QT-M

The universal hot restrike ECGs for up to 18 different lamps (OSRAM DULUX® L, F, D/E, T/E, …) from 18 to 42 W

QUICKTRONIC® PROFESSIONAL QTP-DL

For OSRAM DULUX® L and F from 18 to 55 W and QTP-D/E, T/E for OSRAM DULUX® T/E, D/E and S/E from 9 to 42 W

QUICKTRONIC® ECONOMIC

The electronic alternative to the LLCG – for OSRAM DULUX® S/E, D/E, T/E, T5, T8 from 4 to 26 W



* At 10 % failure and T_c max -10 °C
** At 10 % failure

OSRAM

QUICKTRONIC INTELLIGENT DALI DIM T5

ECG dimmable DALI for FL 16 mm





Product name	GTIN (EAN)	V min.–max.	kHz EVG	CONTROL	W SYSTEM	Ta	l [mm]
QTi DALI 1X14/24 DIM	4050300870380	154…276	53…120	By DALI or Touch DIM/Touch DIM Sensor	26.0	+10…+50	360
QTi DALI 1X21/39 DIM	4050300870366	154…276	44…120	By DALI or Touch DIM/Touch DIM Sensor	42.0	+10…+50	360
QTi DALI 2X14/24 DIM	4050300870861	154…276	53…120	By DALI or Touch DIM/Touch DIM Sensor	50.0	+10…+50	423
QTi DALI 1X28/54 DIM	4050300870809	154…276	44…120	By DALI or Touch DIM/Touch DIM Sensor	59.0	+10…+50	360
QTi DALI 3X14/24 DIM	4008321069955	154…276	40…100	By DALI or Touch DIM/Touch DIM Sensor	73.6	+10…+50	360
QTi DALI 2X21/39 DIM	4050300870489	154…276	44…120	By DALI or Touch DIM/Touch DIM Sensor	82.0	+10…+50	423
QTi DALI 1X35/49/80 DIM	4050300870342	154…276	44…120	By DALI or Touch DIM/Touch DIM Sensor	88.0	+10…+50	360
QTi DALI 4X14/24 DIM	4008321070036	154…276	40…100	By DALI or Touch DIM/Touch DIM Sensor	97.6	+10…+50	360
QTi DALI 2X35/49 DIM	4050300870465	154…276	44…120	By DALI or Touch DIM/Touch DIM Sensor	104.0	+10…+50	423
QTi DALI 2X28/54 DIM	4050300870502	154…276	44…120	By DALI or Touch DIM/Touch DIM Sensor	121.0	+10…+50	423
QTi DALI 2X35/49/80 DIM	4050300870441	154…276	44…120	By DALI or Touch DIM/Touch DIM Sensor	165.0	+10…+50	423

Product name	b [mm]	h [mm]	l1 [mm]	
QTi DALI 1X14/24 DIM	30	21	350	20
QTi DALI 1X21/39 DIM	30	21	350	20
QTi DALI 2X14/24 DIM	30	21	415	20
QTi DALI 1X28/54 DIM	30	21	350	20
QTi DALI 3X14/24 DIM	40	21	350	20
QTi DALI 2X21/39 DIM	30	21	415	20
QTi DALI 1X35/49/80 DIM	30	21	350	20
QTi DALI 4X14/24 DIM	40	21	350	20
QTi DALI 2X35/49 DIM	30	21	415	20
QTi DALI 2X28/54 DIM	30	21	415	20
QTi DALI 2X35/49/80 DIM	30	21	415	20

OSRAM

QUICKTRONIC INTELLIGENT DALI DIM T5
ECG dimmable DALI for FL 16 mm

PRODUCT FEATURES

- Corridor function for direct connection of ECG to common motion sensor
- Corridor function with pre-programmed light program
- Touch DIM function for free parameterization of light value and turn on time
- Fit for SMART GRID for feedback of consumed mains power and lamp operating hours
- Fit for emergency function for automatic detection of emergency lighting by ECG
- Very low standby power consumption:
- Lifetime: > 100,000 h (for T = 65 °C at T_c)
- Very high number of switching cycles: up to 300,000
- Dimming range: 1…100 % (3…100 % with compact fluorescent lamp)
- POWER2LAMP function for optimal matching of ECG power to lamp during lamp lifetime
- Line frequency: 0 Hz, 50…60 Hz, rectified AC

PRODUCT BENEFITS

- System+ Guarantee available
- Easy integration in luminaire thanks to same dimensions like DALI GI ECG
- TouchDIM function for easy and inexpensive dimming of several ECGs
- Same luminous flux with direct and alternating current
- Dimming of amalgam lamps without flickering or reduced lifespan
- Automatic restart after lamp replacement

DALI PRODUCT FEATURES

- Control via the DALI interface
- Compliance with the DALI Version-1 and IEC 60929
- Control input protected against overvoltage and polarity reversal (OSRAM ECG)

TOUCH DIM AND TOUCH DIM SENSOR FUNCTION

- Manual dimming without controller and with standard switches
- Including memory function (double click) and soft start

AREAS OF APPLICATION

- Suitable for use in emergency lighting systems as per EN 50172/DIN VDE 0108-100
- Installation in emergency lighting systems according to IEC 61347-2-3, appendix J
- Industry
- Open-plan offices, corridors and storage rooms
- Public buildings
- Sports halls and factories
- Strip lighting
- Shop lighting
- Suitable for luminaires of protection class I

REFERENCES / LINKS

For more information on the system guarantee and the terms and conditions of the guarantee visit www.ledvance.com/system-guarantee



OSRAM

QUICKTRONIC INTELLIGENT DALI DIM T8

ECG dimmable DALI for FL 26 mm



1



2



Product name	GTIN (EAN)	V min.-max.	kHz EVG	CONTROL	W SYSTEM	Ta	l [mm]
QTi DALI 1X18 DIM	4050300870403	154…276	51…120	By DALI or Touch DIM/Touch DIM Sensor	19.0	-20…+50	360
QTi DALI 1X36 DIM	4050300870427	154…276	48…120	By DALI or Touch DIM/Touch DIM Sensor	36.0	-20…+50	360
QTi DALI 2X18 DIM	4050300870526	154…276	51…120	By DALI or Touch DIM/Touch DIM Sensor	37.0	-20…+50	423
QTi DALI 3X18 DIM	4008321069979	154…276	40…100	By DALI or Touch DIM/Touch DIM Sensor	53.6	0…+50	360
QTi DALI 1X58 DIM	4050300870823	154…276	46…120	By DALI or Touch DIM/Touch DIM Sensor	56.0	-20…+50	360
QTi DALI 2X36 DIM	4050300870885	154…276	48…120	By DALI or Touch DIM/Touch DIM Sensor	69.0	-20…+50	423
QTi DALI 4X18 DIM	4008321070050	154…276	40…100	By DALI or Touch DIM/Touch DIM Sensor	69.3	0…+50	360
QTi DALI 2X58 DIM	4050300870847	154…276	46…120	By DALI or Touch DIM/Touch DIM Sensor	108.0	-20…+50	423

Product name	b [mm]	h [mm]	l1 [mm]		No.
QTi DALI 1X18 DIM	30	21	350	20	2
QTi DALI 1X36 DIM	30	21	350	20	2
QTi DALI 2X18 DIM	30	21	415	20	1
QTi DALI 3X18 DIM	40	21	350	20	2
QTi DALI 1X58 DIM	30	21	350	20	2
QTi DALI 2X36 DIM	30	21	415	20	1
QTi DALI 4X18 DIM	40	21	350	20	2
QTi DALI 2X58 DIM	30	21	415	20	1

QUICKTRONIC INTELLIGENT DALI DIM T8
ECG dimmable DALI for FL 26 mm

PRODUCT FEATURES

- Corridor function for direct connection of ECG to common motion sensor
- Corridor function with pre-programmed light program
- Touch DIM function for free parameterization of light value and turn on time
- Fit for SMART GRID for feedback of consumed mains power and lamp operating hours
- Fit for emergency function for automatic detection of emergency lighting by ECG
- Very low standby power consumption:
- Lifetime: > 100,000 h (for T = 65 °C at T_c)
- Very high number of switching cycles: up to 300,000
- Dimming range: 1…100 % (3…100 % with compact fluorescent lamp)
- POWER2LAMP function for optimal matching of ECG power to lamp during lamp lifetime
- Line frequency: 0 Hz, 50…60 Hz, rectified AC

PRODUCT BENEFITS

- System+ Guarantee available
- Easy integration in luminaire thanks to same dimensions like DALI GI ECG
- TouchDIM function for easy and inexpensive dimming of several ECGs
- Same luminous flux with direct and alternating current
- Dimming of amalgam lamps without flickering or reduced lifespan
- Automatic restart after lamp replacement

DALI PRODUCT FEATURES

- Control via the DALI interface
- Compliance with the DALI Version-1 and IEC 60929
- Control input protected against overvoltage and polarity reversal (OSRAM ECG)

TOUCH DIM AND TOUCH DIM SENSOR FUNCTION

- Manual dimming without controller and with standard switches
- Including memory function (double click) and soft start

AREAS OF APPLICATION

- Suitable for use in emergency lighting systems as per EN 50172/DIN VDE 0108-100
- Installation in emergency lighting systems according to IEC 61347-2-3, appendix J
- Industry
- Open-plan offices, corridors and storage rooms
- Public buildings
- Sports halls and factories
- Strip lighting
- Suitable for luminaires of protection class I

REFERENCES / LINKS

For more information on the system guarantee and the terms and conditions of the guarantee visit www.ledvance.com/system-guarantee



OSRAM

QUICKTRONIC INTELLIGENT DALI DIM CFL

ECG dimmable DALI for CFL



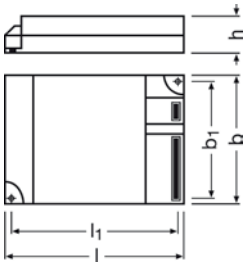

Product name	GTIN (EAN)	V min.-max.	kHz EVG	W SYSTEM	Ta	l [mm]	b [mm]	h [mm]	l1 [mm]
QTi DALI-T/E 1x18…57 DIM	4008321060808	154…276	42…130	61	+10…+50	123	79	33	129.5
QTi DALI-T/E 2X18…42 DIM	4008321060822	154…276	42…130	90	+10…+50	123	79	33	129.5

Product name	b1 [mm]	
QTi DALI-T/E 1x18…57 DIM	67	20
QTi DALI-T/E 2X18…42 DIM	67	20

PRODUCT FEATURES

- Corridor function for direct connection of ECG to common motion sensor
- Corridor function with pre-programmed light program
- Touch DIM function for free parameterization of light value and turn on time
- Fit for SMART GRID for feedback of consumed mains power and lamp operating hours
- Fit for emergency function for automatic detection of emergency lighting by ECG
- Very low standby power consumption:
- Lifetime: > 100,000 h (for T = 65 °C at T_c)
- Very high number of switching cycles: up to 300,000
- Dimming range: 1…100 % (3…100 % with compact fluorescent lamp)
- POWER2LAMP function for optimal matching of ECG power to lamp during lamp lifetime
- Line frequency: 0 Hz, 50…60 Hz, rectified AC

PRODUCT BENEFITS

- System+ Guarantee available
- Easy integration in luminaire thanks to same dimensions like DALI GI ECG

DALI PRODUCT FEATURES

- Control via the DALI interface
- Compliance with the DALI Version-1 and IEC 60929
- Control input protected against overvoltage and polarity reversal (OSRAM ECG)

TOUCH DIM AND TOUCH DIM SENSOR FUNCTION

- Manual dimming without controller and with standard switches
- Including memory function (double click) and soft start

AREAS OF APPLICATION

- Suitable for use in emergency lighting systems as per EN 50172/DIN VDE 0108-100
- Installation in emergency lighting systems according to IEC 61347-2-3, appendix J
- Open-plan offices, corridors and storage rooms
- Public buildings
- Suitable for luminaires of protection class I

REFERENCES / LINKS

For more information on the system guarantee and the terms and conditions of the guarantee visit www.ledvance.com/system-guarantee

QUICKTRONIC INTELLIGENT DIM T5
ECG dimmable 1…10 V for FL 16 mm





Product name	GTIN (EAN)	V min.-max.	kHz EVG	CONTROL	W SYSTEM	Ta	l [mm]	b [mm]
QTi 1X14/24 DIM	4050300870922	154…276	53…120	1…10 V interface	26	+10…+50	360	30
QTi 1X21/39 DIM	4050300870564	154…276	44…120	1…10 V interface	42	+10…+50	360	30
QTi 2X14/24 DIM	4050300870946	154…276	53…120	1…10 V interface	50	+10…+50	423	30
QTi 1X28/54 DIM	4050300870588	154…276	44…120	1…10 V interface	59	+10…+50	360	30
QTi 3X14/24 DIM	4008321069719	154…276	40…100	1…10 V interface	73	+10…+50	360	40
QTi 2X21/39 DIM	4050300870694	154…276	44…120	1…10 V interface	82	+10…+50	423	30
QTi 1X35/49/80 DIM	4050300870540	154…276	44…120	1…10 V interface	88	+10…+50	360	30
QTi 4X14/24 DIM	4008321069993	154…276	40…100	1…10 V interface	97	+10…+50	360	40
QTi 2X35/49 DIM	4050300870670	154…276	44…120	1…10 V interface	104	+10…+50	423	30
QTi 2X35/49/80 DIM	4050300870984	154…276	44…120	1…10 V interface	165	+10…+50	423	30
QTi 2X28/54 DIM	4050300870717	154…276	44…120	1…10 V interface	169	+10…+50	423	30

Product name	h [mm]	l1 [mm]	
QTi 1X14/24 DIM	21	350	20
QTi 1X21/39 DIM	21	350	20
QTi 2X14/24 DIM	21	415	20
QTi 1X28/54 DIM	21	350	20
QTi 3X14/24 DIM	21	350	20
QTi 2X21/39 DIM	21	415	20
QTi 1X35/49/80 DIM	21	350	20
QTi 4X14/24 DIM	21	350	20
QTi 2X35/49 DIM	21	415	20
QTi 2X35/49/80 DIM	21	415	20
QTi 2X28/54 DIM	21	415	20

QUICKTRONIC INTELLIGENT DIM T5
ECG dimmable 1…10 V for FL 16 mm

PRODUCT FEATURES

- Control via 1…10 V interface
- Supply voltage: 220…240 V
- Line frequency: 0 Hz | 50 Hz | 60 Hz
- Line voltage: 198…264 V
- Dimming range: 1…100 % luminous flux
- Lamp start: within 0.6 s
- Lifetime: > 100,000 h (for T = 65 °C at T_c)
- Automatic shutdown of defective lamps and at end of life (EoL T.2)
- Energy Efficiency Index EEI: A1 BAT
- Overtemperature protection: Thermal management at high t_c temperatures
- Safety: to EN 61347-2-3
- Lamp operation: to EN 60929
- RI suppression: to EN 55015:2006+A1:2007+A2:2009/CISPR 15
- Line harmonics according to EN 61000-3-2
- Immunity according to EN 61547

PRODUCT BENEFITS

- Same luminous flux with direct and alternating current
- Perfect lamp start for applications with motion sensors
- Dimming of amalgam lamps without flickering or reduced lifespan
- Very high efficiency thanks to cut-off technology
- Automatic restart after lamp replacement
- ECGs comply with MINERGIE standard due to very low standby consumption
- Configurable emergency power characteristics

AREAS OF APPLICATION

- Suitable for emergency installations
- Industry
- Open-plan offices, corridors and storage rooms
- Public buildings
- Suitable for luminaires of protection class I

QUICKTRONIC INTELLIGENT DIM T8
ECG dimmable 1…10 V for FL 26 mm





Product name	GTIN (EAN)	V min.–max.	kHz EVG	CONTROL	W SYSTEM	Ta	l [mm]	b [mm]
QTi 3X18 DIM	4008321069931	154…276	40…100	1…10 V interface	54	-20…+50	360	40
QTi 4X18 DIM	4008321070012	154…276	40…100	1…10 V interface	69	-20…+50	360	40

Product name	h [mm]	l1 [mm]	
QTi 3X18 DIM	21	350	20
QTi 4X18 DIM	21	350	20

PRODUCT FEATURES

- Control via 1…10 V interface
- Supply voltage: 220…240 V
- Line frequency: 0 Hz | 50 Hz | 60 Hz
- Line voltage: 198…264 V
- Dimming range: 1…100 % luminous flux
- Lamp start: within 0.6 s
- Lifetime: > 100,000 h (for T = 65 °C at T_c)
- Automatic shutdown of defective lamps and at end of life (EoL T.2)
- Energy Efficiency Index EEI: A1 BAT
- Overtemperature protection: Thermal management at high t_c temperatures
- Safety: to EN 61347-2-3
- Lamp operation: to EN 60929
- RI suppression: to EN 55015:2006+A1:2007+A2:2009/CISPR 15
- Line harmonics according to EN 61000-3-2
- Immunity according to EN 61547

PRODUCT BENEFITS

- Same luminous flux with direct and alternating current
- Perfect lamp start for applications with motion sensors
- Dimming of amalgam lamps without flickering or reduced lifespan
- Very high efficiency thanks to cut-off technology
- Automatic restart after lamp replacement
- ECGs comply with MINERGIE standard due to very low standby consumption
- Configurable emergency power characteristics
- Control via the 1…10 V interface

AREAS OF APPLICATION

- Suitable for use in emergency lighting systems as per EN 50172/DIN VDE 0108-100
- Installation in emergency lighting systems according to IEC 61347-2-3, appendix J
- Industry
- Open-plan offices, corridors and storage rooms
- Public buildings
- Suitable for luminaires of protection class I

OSRAM

QUICKTRONIC INTELLIGENT DIM CFL
ECG dimmable 1…10 V for CFL



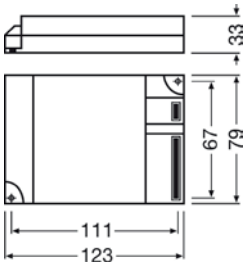

Product name	GTIN (EAN)	V min.-max.	kHz EVG	W SYSTEM	Ta	l [mm]	b [mm]	h [mm]	l1 [mm]
QTi-T/E 1x18-57 DIM	4008321060860	154…276	42…140	61	+10…+50	123	79	33	111
QTi-T/E 2x18-42 DIM	4008321060846	154…276	42…140	90	-10…+50	123	79	33	111

Product name	b1 [mm]	
QTi-T/E 1x18-57 DIM	67	20
QTi-T/E 2x18-42 DIM	67	20

PRODUCT FEATURES

- Control via 1…10 V interface
- Supply voltage: 220…240 V
- Line frequency: 0 Hz | 50 Hz | 60 Hz
- Line voltage: 198…264 V
- Dimming range: 3…100 % luminous flux
- Lamp start: within 0.6 s
- Lifetime: > 100,000 h (for T = 65 °C at T_c)
- Automatic shutdown of defective lamps and at end of life (EoL T.2)
- Energy Efficiency Index EEI: A1 BAT
- Overtemperature protection: Thermal management at high t_c temperatures
- Safety: to EN 61347-2-3
- Lamp operation: to EN 60929
- RI suppression: to EN 55015:2006+A1:2007+A2:2009/CISPR 15
- Line harmonics according to EN 61000-3-2
- Immunity according to EN 61547

PRODUCT BENEFITS

- Same luminous flux with direct and alternating current
- Perfect lamp start for applications with motion sensors
- Dimming of amalgam lamps without flickering or reduced lifespan
- Very high efficiency thanks to cut-off technology
- Automatic restart after lamp replacement
- ECGs comply with MINERGIE standard due to very low standby consumption
- Configurable emergency power characteristics
- Control via the 1…10 V interface

AREAS OF APPLICATION

- Suitable for use in emergency lighting systems as per EN 50172/DIN VDE 0108-100
- Industry
- Open-plan offices, corridors and storage rooms
- Public buildings
- Suitable for luminaires of protection class I

OSRAM

QUICKTRONIC DIM T8
ECG for FL and CFL, dimmable 1…10 V





Product name	GTIN (EAN)	V min.-max.	kHz EVG	CONTROL	W SYSTEM	Ta	l [mm]	b [mm]
QT 1X18 DIM	4008321645647	154…276	44…120	1…10 V interface	18	-20…+60	360	30
QT 1X36 DIM	4008321645623	154…276	44…120	1…10 V interface	36	-20…+60	360	30
QT 2X18 DIM	4008321645852	154…276	44…120	1…10 V interface	36	-20…+60	423	30
QT 1X58 DIM	4008321645609	154…276	44…120	1…10 V interface	58	-20…+60	360	30
QT 2X36 DIM	4008321645838	154…276	44…120	1…10 V interface	72	-20…+60	423	30
QT 2X58 DIM	4008321645814	154…276	44…120	1…10 V interface	116	-20…+60	423	30

Product name	h [mm]	l1 [mm]		No.
QT 1X18 DIM	21	350	20	1
QT 1X36 DIM	21	350	20	1
QT 2X18 DIM	21	415	20	2
QT 1X58 DIM	21	350	20	1
QT 2X36 DIM	21	415	20	2
QT 2X58 DIM	21	415	20	2

PRODUCT FEATURES
- Control via 1…10 V interface
- Supply voltage: 220…240 V
- Line frequency: 0 Hz | 50 Hz | 60 Hz
- Line voltage: 198…264 V
- Dimming range: 1…100 % luminous flux
- Lamp start: within 0.6 s
- Lifetime: > 100,000 h (for T = 65 °C at T_c)
- Automatic shutdown of defective lamps and at end of life (EoL T.2)
- Energy Efficiency Index EEI: A1 BAT
- Power boost for stable lamp operation
- Overtemperature protection: Thermal management at high t_c temperatures
- Safety: to EN 61347-2-3

PRODUCT BENEFITS
- Same luminous flux with direct and alternating current
- Perfect lamp start for applications with motion sensors
- Dimming of amalgam lamps without flickering or reduced lifespan
- Very high energy efficiency due to cut-off technology
- Automatic restart after lamp replacement
- ECGs comply with MINERGIE standard due to very low standby consumption

AREAS OF APPLICATION
- Suitable for use in emergency lighting systems as per EN 50172/DIN VDE 0108-100
- Installation in emergency lighting systems according to IEC 61347-2-3, appendix J
- Industry
- Open-plan offices, corridors and storage rooms
- Public buildings
- Suitable for luminaires of protection class I

OSRAM

QUICKTRONIC INTELLIGENT
ECG for FL 16 mm





Product name	GTIN (EAN)	V min.–max.	kHz EVG	W SYSTEM	Ta	l [mm]	b [mm]	h [mm]	l1 [mm]
QTi 1X14/24/21/39 GII	4008321383334	176…276	42…85	43	-20…+50	360	30	21	350
QTi 1X28/54/35/49 GII	4008321383358	176…276	42…85	59	-20…+50	360	30	21	350
QTi 2X14/24/21/39 GII	4008321383396	176…276	42…85	88	-20…+50	360	30	21	350
QTi 1X35/49/80 GII	4008321383372	176…276	42…85	90	-20…+50	360	30	21	350
QTi 2X28/54/35/49 GII	4008321383419	176…276	42…85	118	-20…+50	360	30	21	350
QTi 2X35/49/80 GII	4008321658951	176…276	45…70	165	-20…+50	424	30	21	415

Product name	
QTi 1X14/24/21/39 GII	20
QTi 1X28/54/35/49 GII	20
QTi 2X14/24/21/39 GII	20
QTi 1X35/49/80 GII	20
QTi 2X28/54/35/49 GII	20
QTi 2X35/49/80 GII	20

PRODUCT FEATURES
- Supply voltage: 220…240 V
- Line voltage: 198…264 V
- Line frequency: 0 Hz | 50 Hz | 60 Hz
- Lamp start with optimum filament preheating
- Lifetime: > 100,000 h (for T = 65 °C at T_c)
- Energy Efficiency Index EEI: A2 BAT
- Automatic shutdown of defective lamps and at end of life (EoL T.2)
- Safety: to EN 61347-2-3
- Lamp operation: to EN 60929

AREAS OF APPLICATION
- Emergency lighting systems acc. to EN 50172 / DIN VDE 0108-100
- Industry
- Open-plan offices, corridors and storage rooms
- Public buildings
- Sports halls and factories
- Strip lighting
- Suitable for emergency lighting (DC operation)
- Modernization of existing systems
- Suitable for luminaires of protection classes I and II

PRODUCT BENEFITS
- Long lamp life
- No adverse effect from frequent on/off switching
- Automatic restart after lamp replacement
- Perfect lamp start for applications with motion sensors
- VDE/VDE EMC certified system
- Very high energy efficiency due to cut-off technology

OSRAM

QUICKTRONIC PROFESSIONAL 5
ECG for FL 16 mm



1



2



3



Product name	GTIN (EAN)	V min.-max.	kHz EVG	W SYSTEM	Ta	l [mm]	b [mm]	h [mm]	l1 [mm]
QTP5 1X14…35	4008321329035	176…276	40…50	39	-20…+50	280	30	21	270
QTP5 1X49	4008321329370	176…276	40…50	55	-20…+50	280	30	21	270
QTP5 3X14,4X14	4008321484598	176…276	40…50	62	-20…+50	280	40	21	270
QTP5 2X14…35	4008321329073	176…276	40…50	78	-20…+50	360	30	21	350
QTP5 1X80	4008321329059	176…276	40…50	88	-20…+50	360	30	21	350
QTP5 2X49	4008321329431	176…276	40…50	110	-20…+50	360	30	21	350

Product name		No.
QTP5 1X14…35	20	1
QTP5 1X49	20	1
QTP5 3X14,4X14	20	3
QTP5 2X14…35	20	2
QTP5 1X80	20	2
QTP5 2X49	20	2

PRODUCT FEATURES

- Supply voltage: 220…240 V
- Line voltage: 198…264 V
- Line frequency: 0 Hz | 50 Hz | 60 Hz
- Lamp start with optimum filament preheating
- Lifetime: up to 100,000 h (temperature at T_c = 65 °C, max. 10 % failure rate)
- Energy Efficiency Index EEI: A2 BAT
- Automatic shutdown of defective lamps and at end of life (EoL T.2)
- Safety: to EN 61347-2-3
- Lamp operation: to EN 60929

AREAS OF APPLICATION

- Emergency lighting systems acc. to EN 50172 / DIN VDE 0108-100
- Industry
- Open-plan offices, corridors and storage rooms
- Public buildings
- Sports halls and factories
- Strip lighting
- Suitable for emergency lighting (DC operation)
- Modernization of existing systems
- Suitable for luminaires of protection classes I and II

PRODUCT BENEFITS

- Long lamp life
- No adverse effect from frequent on/off switching
- Perfect lamp start for applications with motion sensors
- Automatic restart after lamp replacement
- VDE/VDE EMC certified system
- Very high energy efficiency due to cut-off technology

OSRAM

QUICKTRONIC PROFESSIONAL OPTIMAL
ECG for FL and CFL, not dimmable





Product name	GTIN (EAN)	V min.-max.	kHz EVG	W SYSTEM	Ta	l [mm]	b [mm]	h [mm]	l1 [mm]
QTP-OPTIMAL 1X18…40	4008321873743	176…276	40…50	43	-20…+50	280	30	21	270
QTP-OPTIMAL 1X54…58	4008321873729	176…276	40…50	60	-20…+50	280	30	21	270
QTP-OPTIMAL 2X18…40	4008321873767	176…276	40…50	86	-20…+50	360	30	21	350
QTP-OPTIMAL 2X54…58	4008321880253	176…276	40…50	115	-20…+50	360	30	21	350

Product name	
QTP-OPTIMAL 1X18…40	20
QTP-OPTIMAL 1X54…58	20
QTP-OPTIMAL 2X18…40	20
QTP-OPTIMAL 2X54…58	20

PRODUCT FEATURES
- Supply voltage: 220…240 V
- Line voltage: 198…264 V
- Line frequency: 0 Hz | 50 Hz | 60 Hz
- Lamp start with optimum filament preheating
- Lifetime: up to 100,000 h (temperature at T_c = 65 °C, max. 10 % failure rate)
- Energy Efficiency Index EEI: A2 BAT
- Automatic shutdown of defective lamps and at end of life (EoL T.2)
- Safety: to EN 61347-2-3
- Lamp operation: to EN 60929

AREAS OF APPLICATION
- Emergency lighting systems acc. to EN 50172 / DIN VDE 0108-100
- Industry
- Open-plan offices, corridors and storage rooms
- Public buildings
- Sports halls and factories
- Strip lighting
- Suitable for emergency lighting (DC operation)
- Modernization of existing systems
- Suitable for luminaires of protection classes I and II

PRODUCT BENEFITS
- Long lamp life
- No adverse effect from frequent on/off switching
- Automatic restart after lamp replacement
- Perfect lamp start for applications with motion sensors
- VDE/VDE EMC certified system
- Very high energy efficiency due to cut-off technology

OSRAM

QUICKTRONIC FQ
ECG for high efficiency FL 16 mm





Product name	GTIN (EAN)	V min.–max.	kHz EVG	W SYSTEM	Ta	l [mm]	b [mm]	h [mm]	l1 [mm]
QT-FQ 2X80	4050300825564	-	70…75	175	-20…+50	424	30	21	415

Product name	
QT-FQ 2X80	20

PRODUCT FEATURES
- Supply voltage: 220…240 V
- Line voltage: 198…264 V
- Line frequency: 50 Hz | 60 Hz
- Lamp start with optimum filament preheating
- Lifetime: up to 100,000 h (temperature at T_c = 65 °C, max. 10 % failure rate)
- Energy Efficiency Index EEI: A2
- Safety: to EN 61347-2-3
- Automatic shutdown of defective lamps and at end of life (EoL T.2)

AREAS OF APPLICATION
- Industry
- Open-plan offices, corridors and storage rooms
- Public buildings
- Sports halls and factories
- Strip lighting
- Modernization of existing systems

PRODUCT BENEFITS
- Long lamp life
- No adverse effect from frequent on/off switching
- Automatic restart after lamp replacement
- Perfect lamp start for applications with motion sensors
- VDE/VDE EMC certified system
- Very high energy efficiency due to cut-off technology

OSRAM

QUICKTRONIC
ECG for circular FL 16 mm



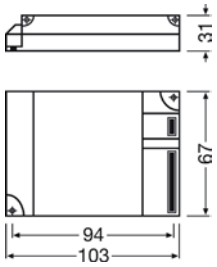

Product name	GTIN (EAN)	V min.–max.	kHz EVG	W SYSTEM	Ta	l [mm]	b [mm]	h [mm]	l1 [mm]
QTP-FC 1X55	4008321537041	176…276	40…50	59	-20…+50	103	67	31	94

Product name	b1 [mm]	
QTP-FC 1X55	67	20

PRODUCT FEATURES
- Supply voltage: 220…240 V
- Line voltage: 198…264 V
- Line frequency: 0 Hz | 50 Hz | 60 Hz
- Lamp start with optimum filament preheating
- Energy Efficiency Index EEI: A2 BAT
- Automatic shutdown of defective lamps and at end of life (EoL)
- Lamp operation: to EN 60929
- Safety: to EN 61347-2-3

PRODUCT BENEFITS
- Long lamp life
- No adverse effect from frequent on/off switching
- Automatic restart after lamp replacement
- Perfect lamp start for applications with motion sensors
- Separate installations thanks to optional cable clamp for K2 and K3 casings
- VDE/VDE EMC certified system

AREAS OF APPLICATION
- Emergency lighting systems acc. to EN 50172 / DIN VDE 0108-100
- Open-plan offices, corridors and storage rooms
- Public buildings
- Suitable for luminaires of protection class I

OSRAM

QUICKTRONIC FIT 8
ECG for FL 26 mm





Product name	GTIN (EAN)	V min.-max.	kHz EVG	W SYSTEM	Ta	l [mm]	b [mm]	h [mm]	l1 [mm]
QT-FIT8 1X18	4008321294180	185…264[1]	40…50	18	-15…+50	280	30	28	270
QT-FIT8 2X18	4008321294241	185…264[1]	40…50	35	-15…+50	360	30	28	350
QT-FIT8 1X36	4008321294203	185…264[1]	40…50	36	-15…+50	280	30	28	270
QT-FIT8 1X58…70	4008321294227	185…264[1]	40…50	55	-15…+50	280	30	28	270
QT-FIT8 2X36	4008321294265	185…264[1]	40…50	72	-15…+50	360	30	28	350
QT-FIT8 3X18,4X18	4008321294302	185…264[1]	40…50	73	-15…+50	280	40	28	270
QT-FIT8 2X58	4008321294289	185…264[1]	40…50	110	-15…+50	360	30	28	350
QT-FIT8 2X58…70	4052899151932	185…264[1]	40…50	110	-15…+50	360	30	28	350

Product name	
QT-FIT8 1X18	20
QT-FIT8 2X18	20
QT-FIT8 1X36	20
QT-FIT8 1X58…70	20
QT-FIT8 2X36	20
QT-FIT8 3X18,4X18	20
QT-FIT8 2X58	20
QT-FIT8 2X58…70	20

[1] Minimum voltage for lamp ignition: 198 V, 185…198 V for maximum 1 h

PRODUCT FEATURES
- Supply voltage: 220…240 V
- Line voltage: 198…264 V
- Line frequency: 50 Hz | 60 Hz
- Lamp start with optimum filament preheating
- Energy Efficiency Index EEI: A2
- Automatic shutdown of defective lamps and at end of life (EoL T.2)
- Lamp operation: to EN 60929
- Safety: to EN 61347-2-3

AREAS OF APPLICATION
- Open-plan offices, corridors and storage rooms
- Public buildings
- Strip lighting
- Suitable for emergency lighting (DC operation)
- Suitable for luminaires of protection class I

PRODUCT BENEFITS
- Long lamp life
- No adverse effect from frequent on/off switching
- Automatic restart after lamp replacement
- Perfect lamp start for applications with motion sensors
- VDE/VDE EMC certified system
- Very high energy efficiency due to cut-off technology

OSRAM

QUICKTRONIC FIT 5
ECG for FL 16 mm





Product name	GTIN (EAN)	V min.–max.	kHz EVG	W SYSTEM	Ta	l [mm]	b [mm]	h [mm]	l1 [mm]
QT-FIT5 1X14…35	4008321971234	185…264[1]	40…50	39	-15…+50	280	30	21	270
QT-FIT5 1X49	4008321832139	186…276[1]	40…50	55	-15…+50	280	30	21	270
QT-FIT5 3X14,4X14	4008321971210	185…264[1]	40…50	62	-15…+50	280	40	21	270
QT-FIT5 2X14…35	4008321971258	198…264	40…50	78	-15…+50	280	30	21	270
QT-FIT5 2X49	4008321832153	185…264[1]	40…50	110	-15…+50	280	30	21	270

Product name	
QT-FIT5 1X14…35	20
QT-FIT5 1X49	20
QT-FIT5 3X14,4X14	20
QT-FIT5 2X14…35	20
QT-FIT5 2X49	20

[1] Minimum voltage for lamp ignition: 198 V, 185…198 V for maximum 1 h

PRODUCT FEATURES

- Supply voltage: 220…240 V
- Line voltage: 198…264 V
- Line frequency: 50 Hz | 60 Hz
- Lamp start with optimum filament preheating
- Energy Efficiency Index EEI: A2
- Automatic shutdown of defective lamps and at end of life (EoL T.2)
- Lamp operation: to EN 60929
- Safety: to EN 61347-2-3

AREAS OF APPLICATION

- Open-plan offices, corridors and storage rooms
- Public buildings
- Strip lighting
- Suitable for emergency lighting (DC operation)
- Suitable for luminaires of protection class I
- Modernization of existing systems

PRODUCT BENEFITS

- Long lamp life
- No adverse effect from frequent on/off switching
- Automatic restart after lamp replacement
- Perfect lamp start for applications with motion sensors
- VDE/VDE EMC certified system
- Very high energy efficiency due to cut-off technology

OSRAM

QUICKTRONIC FIT 5/8
ECG for FL and CFL, not dimmable





Product name	GTIN (EAN)	V min.–max.	kHz EVG	W SYSTEM	Ta	l [mm]	b [mm]	h [mm]	l1 [mm]
QT-FIT 5/8 1X18…39	4008321873927	185…264[1]	40…50	42	-15…+50	280	30	21	270
QT-FIT 5/8 1X54…58	4008321873828	185…264[1]	40…50	58	-15…+50	280	30	21	270
QT-FIT 5/8 2X18…39	4008321873903	185…264[1]	40…50	85	-15…+50	280	30	21	270
QT-FIT 5/8 2X54…58	4008321873842	185…264[1]	40…50	106	-15…+50	280	30	21	270

Product name	
QT-FIT 5/8 1X18…39	20
QT-FIT 5/8 1X54…58	20
QT-FIT 5/8 2X18…39	20
QT-FIT 5/8 2X54…58	20

[1] Minimum voltage for lamp ignition: 198 V, 185…198 V for maximum 1 h

PRODUCT FEATURES
- Supply voltage: 220…240 V
- Line voltage: 198…264 V
- Line frequency: 50 Hz | 60 Hz
- Lamp start with optimum filament preheating
- Energy Efficiency Index EEI: A2
- Automatic shutdown of defective lamps and at end of life (EoL T.2)
- Lamp operation: to EN 60929
- Safety: to EN 61347-2-3

AREAS OF APPLICATION
- Open-plan offices, corridors and storage rooms
- Public buildings
- Strip lighting
- Suitable for emergency lighting (DC operation)
- Suitable for luminaires of protection class I
- Modernization of existing systems

PRODUCT BENEFITS
- Long lamp life
- No adverse effect from frequent on/off switching
- Automatic restart after lamp replacement
- Perfect lamp start for applications with motion sensors
- VDE/VDE EMC certified system
- Very high energy efficiency due to cut-off technology

OSRAM

QUICKTRONIC QTz8
ECG for T8/26 mm linear fluorescent lamps





Product name	GTIN (EAN)	kHz EVG	W SYSTEM	Ta	l [mm]	b [mm]	h [mm]	
QTz8 1X18	4008321863263	30…45	19	-15…+50	150	40	28	20
QTz8 1X36	4008321863287	30…45	36	-15…+50	150	40	28	20
QTz8 2X18	4008321863300	30…45	38	-15…+50	150	40	28	20
QTz8 2X36	4008321863324	30…45	72	-15…+50	210	40	30	20
QTz8 4X18	4008321863362	30…45	72	-15…+50	210	40	30	20

PRODUCT FEATURES
- Supply voltage: 220…240 V
- Line voltage: 198…264 V
- Line frequency: 50 Hz | 60 Hz
- Energy Efficiency Index EEI: A2
- Number of lamp switching cycles: up to 3,500

AREAS OF APPLICATION
- Public buildings
- Sports halls
- Strip lighting
- Suitable for luminaires of protection class I

PRODUCT BENEFITS
- Compact housing
- Automatic restart after lamp replacement

OSRAM

QUICKTRONIC ECONOMIC
ECG for FL 7 mm and CFL



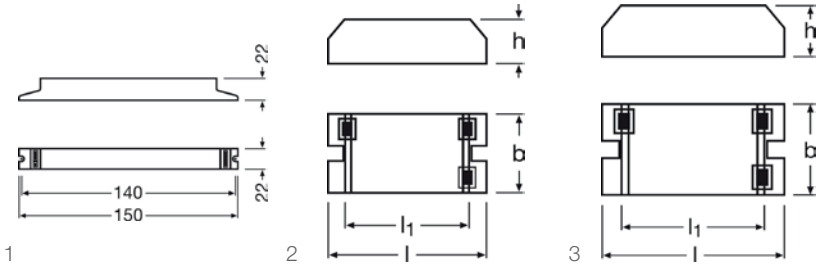

1 2 3

Product name	GTIN (EAN)	V min.-max.	kHz EVG	W SYSTEM	Ta	l [mm]	b [mm]	h [mm]	l1 [mm]
QT-ECO 1X4…16 L	4050300660370	176…254	35…45[1]		-15…+50	150	22	22	140.0
QT-ECO 1X18…24 L	4050300660417	176…254	35…45[1]		-15…+50	150	22	22	140.0
QT-ECO 1X4…16 S	4050300638584	176…254	35…45[1]	13.00	-15…+50	80	40	22	72.0…75.0
QT-ECO 1X26 S	4008321065971	176…254	35…45	23.00	-15…+50	80	40	22	72.0…75.0
QT-ECO 1X18…24 S	4050300638560	176…254	35…45[1]	23.00	-15…+50	80	40	22	72.0…75.0
QT-ECO 1X18…21 S	4050300794907	176…254	35…45	23.00	-15…+50	80	40	22	72.0…75.0
QT-ECO 2X5…11 S	4050300821504	176…254	35…45	23.00	-15…+50	80	40	22	72.0…75.0

Product name		No.
QT-ECO 1X4…16 L	50	1
QT-ECO 1X18…24 L	50	1
QT-ECO 1X4…16 S	50	2
QT-ECO 1X26 S	50	2
QT-ECO 1X18…24 S	50	2
QT-ECO 1X18…21 S	50	2
QT-ECO 2X5…11 S	50	3

[1] Approximately

PRODUCT FEATURES

- Supply voltage: 220…240 V
- Line voltage: 198…264 V
- Line frequency: 50 Hz
- Energy Efficiency Index EEI: A2 / A3 (depending on lamp)
- Automatic shutdown of defective lamps and at end of life (EoL)

AREAS OF APPLICATION

- Public buildings

PRODUCT BENEFITS

- Compact housing
- Automatic restart after lamp replacement
- Large input voltage range

OSRAM

QUICKTRONIC PROFESSIONAL DL
ECG for CFL



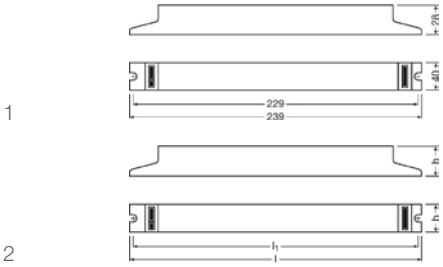

Product name	GTIN (EAN)	V min.-max.	kHz EVG	W SYSTEM	Ta	l [mm]	b [mm]	h [mm]	l1 [mm]
QTP-DL 1X18…24	4008321117861	176…276[1]	45…50	24	-20…+50	239	30	28	229
QTP-DL 1X36…40	4008321117908	154…276[1]	45…50	40	-20…+50	239	30	28	229
QTP-DL 2X18…24	4008321117885	154…276[1]	41…46	48	-20…+50	239	40	28	229
QTP-DL 1X55 GII	4008321390158	176…276[1]	40…50	61	-20…+50	280	30	21	270
QTP-DL 2X36…40	4008321117922	154…276[1]	45…50	80	-20…+50	280	40	28	270
QTP-DL 2X55 GII	4008321390172	176…276[1]	40…50	122	-20…+50	360	30	21	350

Product name		No.
QTP-DL 1X18…24	20	2
QTP-DL 1X36…40	20	2
QTP-DL 2X18…24	20	1
QTP-DL 1X55 GII	20	2
QTP-DL 2X36…40	20	2
QTP-DL 2X55 GII	20	2

[1] Minimum voltage for lamp ignition: 198 V

PRODUCT FEATURES

- Supply voltage: 220…240 V
- Line voltage: 198…264 V
- Line frequency: 0 Hz | 50 Hz | 60 Hz
- Lamp start with optimum filament preheating
- Energy Efficiency Index EEI: A2 BAT
- Automatic shutdown of defective lamps and at end of life (EoL T.2)
- Lamp operation: to EN 60929
- Safety: to EN 61347-2-3

PRODUCT BENEFITS

- Long lamp life
- No adverse effect from frequent on/off switching
- Automatic restart after lamp replacement
- Perfect lamp start for applications with motion sensors
- VDE/VDE EMC certified system
- Very high energy efficiency due to cut-off technology

AREAS OF APPLICATION

- Emergency lighting systems acc. to EN 50172 / DIN VDE 0108-100
- Open-plan offices, corridors and storage rooms
- Public buildings
- Suitable for luminaires of protection classes I and II

OSRAM

QUICKTRONIC MULTIWATT
ECG for CFL



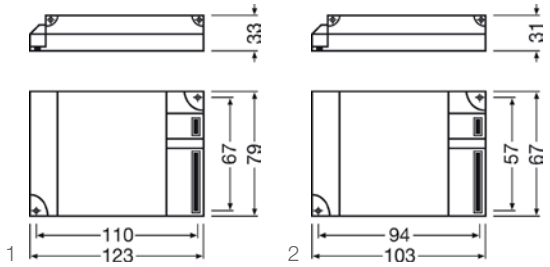

Product name	GTIN (EAN)	V min.–max.	kHz EVG	W SYSTEM	Ta	l [mm]	b [mm]	h [mm]	l1 [mm]
QTP-M 1X26…42	4008321329134	176…276	47[1]	49	-20…+50	103	67	31	94
QTP-M 2X26…32	4008321329158	176…276	45[1]	71	-20…+50	123	79	33	111
QT-M 2X26…42 S	4008321110022	176…254[2]	45[1]	84	-20…+50	123	79	33	111

Product name		No.
QTP-M 1X26…42	20	2
QTP-M 2X26…32	20	1
QT-M 2X26…42 S	20	1

[1] Approximately
[2] Minimum voltage for lamp ignition: 198 V

PRODUCT FEATURES

- Supply voltage: 220…240 V
- Line voltage: 198…264 V
- Line frequency: 0 Hz | 50 Hz | 60 Hz
- Lamp start with optimum filament preheating
- Energy Efficiency Index EEI: A2
- Automatic shutdown of defective lamps and at end of life (EoL T.2)
- Lamp operation: to EN 60929
- Safety: to EN 61347-2-3

PRODUCT BENEFITS

- Long lamp life
- No adverse effect from frequent on/off switching
- Automatic restart after lamp replacement
- Perfect lamp start for applications with motion sensors
- Separate installations thanks to optional cable clamp for K2 and K3 casings
- VDE/VDE EMC certified system

AREAS OF APPLICATION

- Emergency lighting systems acc. to EN 50172 / DIN VDE 0108-100
- Public buildings
- Sports halls and factories
- Suitable for luminaires of protection class I

QUICKTRONIC PROFESSIONAL M
ECG for CFL



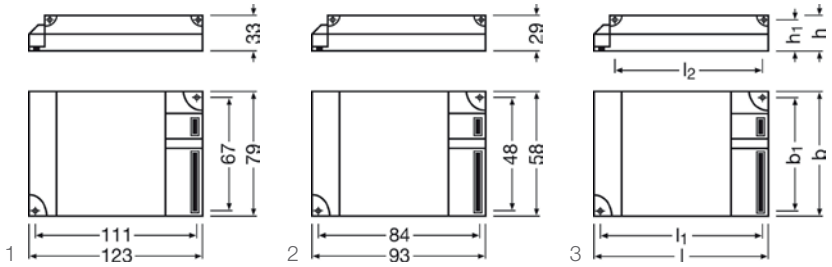

Product name	GTIN (EAN)	V min.-max.	kHz EVG	W SYSTEM	Ta	l [mm]	b [mm]	h [mm]	l1 [mm]
QTP-D/E 1X10…13	4008321181572	176…276[1]	44[2]	16	-20…+50	93	58	29	84
QTP-D/E 2X10…13	4008321181596	176…276[1]	44[2]	28	-20…+50	123	79	33	111
QTP-T/E 1X18,2X18	4008321537065	176…264	40…50	38	-20…+50	103	67	31	94
QTP-T/E 1X26…42,2X26	4008321537089	176…264	40…50	54	-20…+50	103	67	31	94

Product name	b1 [mm]		No.
QTP-D/E 1X10…13	48.0	20	2
QTP-D/E 2X10…13	67.0	20	1
QTP-T/E 1X18,2X18		20	3
QTP-T/E 1X26…42,2X26	57.0	20	3

[1] Minimum voltage for lamp ignition: 198 V
[2] Approximately

PRODUCT FEATURES

- Supply voltage: 220…240 V
- Line voltage: 198…264 V
- Line frequency: 0 Hz | 50 Hz | 60 Hz
- Lamp start with optimum filament preheating
- Energy Efficiency Index EEI: A2
- Automatic shutdown of defective lamps and at end of life (EoL T.2)
- Lamp operation: to EN 60929
- Safety: to EN 61347-2-3

PRODUCT BENEFITS

- Long lamp life
- No adverse effect from frequent on/off switching
- Automatic restart after lamp replacement
- Perfect lamp start for applications with motion sensors
- Separate installations thanks to optional cable clamp for K2 and K3 casings
- VDE/VDE EMC certified system

AREAS OF APPLICATION

- Emergency lighting systems acc. to EN 50172 / DIN VDE 0108-100
- Public buildings
- Sports halls and factories
- Suitable for luminaires of protection class I

POWERTRONIC OUTDOOR PTo

ECG for HID lamps, for outdoor lighting



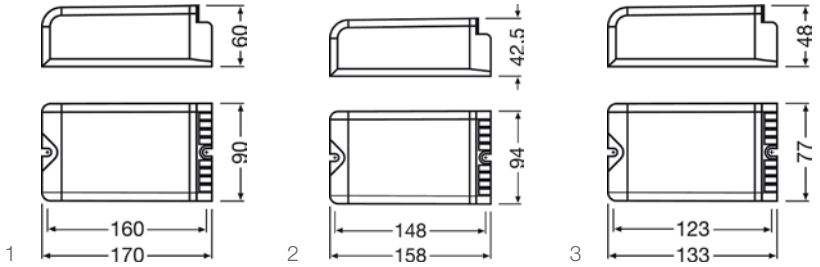

Product name	GTIN (EAN)	W	kV START	Tc	Ta	max.	l [mm]	b [mm]	h [mm]
PTo 35/220…240	4008321956323	43	4.5	75	-25…+60	1.5	133	77	48.0
PTo 50/220…240 3DIM	4008321956347	55	4.5	75	-25…+55	1.5	133	77	48.0
PTo 70/220…240 3DIM	4008321959355	80	4.5	75	-25…+55	1.5	133	77	48.0
PTo 100/220…240 3DIM	4008321956361	106	4.5	75	-25…+55	1.5	158	94	42.5
PTo 150/220…240 3DIM	4008321956385	160	4.5	85	-25…+55	1.5	158	94	42.5
PTo 250/220…240 3DIM	4008321863669	270	4.5	85	-25…+55	1.5	170	90	60.0

Product name	l_1 [mm]	W		No.
PTo 35/220…240	123	not relevant	20	3
PTo 50/220…240 3DIM	123	60…100	20	3
PTo 70/220…240 3DIM	123	60…100	20	3
PTo 100/220…240 3DIM	148	60…100	10	2
PTo 150/220…240 3DIM	148	60…100	10	2
PTo 250/220…240 3DIM	160	60…100	10	1

PRODUCT FEATURES

- 3DIM functionality (StepDIM/AstroDIM/DALI)
- Energy Efficiency Index EEI: A2
- Lightning protection: up to 10 kV
- Supply voltage: 220…240 V
- Line frequency: 50…60 Hz
- Line harmonics according to EN 61000-3-2
- Immunity according to EN 61547
- RI suppression: to EN 55015
- Safety: to EN 61347-2-12
- Luminous flux factor 1 compared with CCG operation
- Not suitable for DC operation

PRODUCT BENEFITS

- Energy savings up to 30 % (compared to CCG operation) thanks to 3DIM (except PTo 35)
- High surge protection: up to 3 kV (L-N) / 4 kV (L/N-PE)
- Automatic safety shutdown of lamps in the event of a defect or at end of life (EoL)
- Excellent thermal behavior for very high limit temperatures t_c and t_a

AREAS OF APPLICATION

- Suitable for luminaires of protection classes I and II
- Suitable for outdoor applications in luminaires with IP > 54

SAFETY ADVICE

Ballast losses and lamp heat radiation can lead to heat accumulation in a completely closed case. Therefore it is necessary to ensure that the temperature at the measuring point t of the ECG does not exceed the maximum value.

ATTENTION!

For safety reasons disconnect the device before replacing the lamp!

OSRAM

POWERTRONIC INTELLIGENT PTi S

ECG for HID lamps, for installation in luminaires



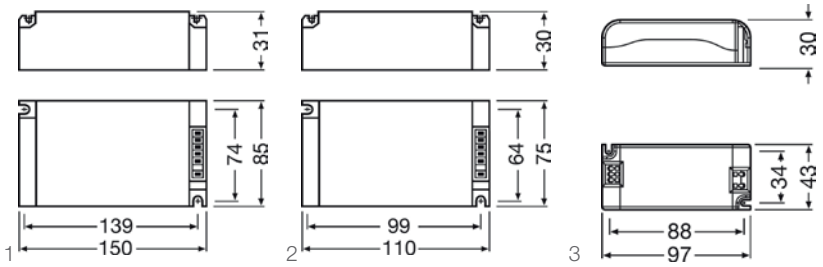

Product name	GTIN (EAN)	W	kHz EVG	kV START	Tc	Ta	max.	l [mm]
PTi 35/220…240 S	4008321073112	43.0	0.200…0.240	4.5	85	-25…+65	1.5	110
PTi 35/220…240 S MINI	4008321955906	43.0	0.100…0.120	3.0	80	-25…+50	0.5	97
PTi 50/220…240 S	4008321955852	54.5	0.200…0.240	4.5	85	-25…+60	1.5	110
PTi 70/220…240 S	4008321049629	79.0	0.200…0.240	4.5	85	-25…+55	1.5	110
PTi 150/220…240 S	4008321188090	160.0	0.165	4.5	85	-25…+55	1.5	150

Product name	b [mm]	h [mm]	l1 [mm]	b1 [mm]		No.
PTi 35/220…240 S	75	30	99	64	20	2
PTi 35/220…240 S MINI	43	30	88	34	20	3
PTi 50/220…240 S	75	30	99	64	20	2
PTi 70/220…240 S	75	30	99	64	20	2
PTi 150/220…240 S	85	31	139	74	20	1

PRODUCT FEATURES

- Energy Efficiency Index EEI: A2
- Supply voltage: 220…240 V
- Line frequency: 50…60 Hz
- RI suppression: to EN 55015/CISPR 15
- Safety: to EN 61347-2-12
- Line harmonics according to EN 61000-3-2
- Immunity according to EN 61547

PRODUCT BENEFITS

- Long reliable life at maximum permitted temperatures
- Compact dimensions and low weight for small luminaire designs
- Excellent thermal behavior for very high limit temperatures t_c and t_a
- Automatic safety shutdown of lamps in the event of a defect or at end of life (EoL)

AREAS OF APPLICATION

- Shop lighting
- Health and fitness areas (in luminaires with protection class IP66 or higher)
- Effect and accent lighting

SAFETY ADVICE

Ballast losses and lamp heat radiation can lead to heat accumulation in a completely closed case. Therefore it is necessary to ensure that the temperature at the measuring point t of the ECG does not exceed the maximum value.

ATTENTION!

For safety reasons disconnect the device before replacing the lamp!
Any conductive material must have a minimum distance of 4 mm to the front of the terminal block.
Installation by qualified electrician only.
Terminals for protective earth not suitable for any through connection.

OSRAM

POWERTRONIC INTELLIGENT PTi I

ECG for HID lamps, with cable clamp



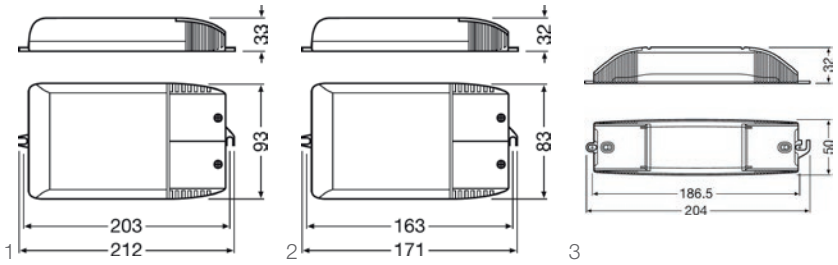

Product name	GTIN (EAN)	W	kHz EVG	kV START	Tc	Ta	max.	l [mm]
PTi 20/220…240 I	4008321404763	23	0.100…0.120	3.0	75	-25…+60	1.5	204
PTi 35/220…240 I	4008321099488	43	0.200…0.240	4.5	80	-25…+65	1.5	171
PTi 70/220…240 I	4008321099501	79	0.200…0.240	4.5	80	-25…+50	1.5	171
PTi 150/220…240 I	4008321915535	160	0.165	4.5	75	-25…+50	1.5	212

Product name	b [mm]	h [mm]	l1 [mm]		No.
PTi 20/220…240 I	50	32	186.5	20	3
PTi 35/220…240 I	83	32	163.0	20	2
PTi 70/220…240 I	83	32	163.0	20	2
PTi 150/220…240 I	93	33	203.0	20	1

PRODUCT FEATURES

- Energy Efficiency Index EEI: A2
- Supply voltage: 220…240 V
- Line frequency: 50…60 Hz
- RI suppression: to EN 55015/CISPR 15
- Safety: to EN 61347-2-12
- Line harmonics according to EN 61000-3-2
- Immunity according to EN 61547

PRODUCT BENEFITS

- Extended terminal section enables mains looping
- Screw-down cable clamps for reliable strain relief
- Long reliable life at maximum permitted temperatures
- Automatic safety shutdown of lamps in the event of a defect or at end of life (EoL)

AREAS OF APPLICATION

- Shop lighting
- Health and fitness areas (in luminaires with protection class IP66 or higher)
- Effect and accent lighting

SAFETY ADVICE

Ballast losses and lamp heat radiation can lead to heat accumulation in a completely closed case. Therefore it is necessary to ensure that the temperature at the measuring point t of the ECG does not exceed the maximum value.

ATTENTION!

For safety reasons disconnect the device before replacing the lamp!

OSRAM

POWERTRONIC PT-FIT S

ECG for HID lamps, for installation in luminaires



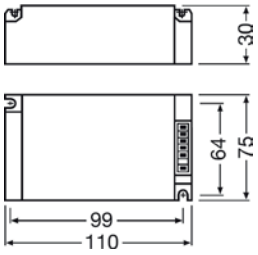

Product name	GTIN (EAN)	W	kHz EVG	kV START	Tc	Ta	max.	l [mm]
PT-FIT 35/220…240 S	4008321386625	43	0.200…0.240	4.5	85	-15…+65	1.5	110
PT-FIT 70/220…240 S	4008321386649	80	0.200…0.240	4.5	85	-15…+55	1.5	110

Product name	b [mm]	h [mm]	l1 [mm]	b1 [mm]	
PT-FIT 35/220…240 S	75	30	99	64	20
PT-FIT 70/220…240 S	75	30	99	64	20

PRODUCT FEATURES

- Energy Efficiency Index EEI: A2
- Supply voltage: 220…240 V
- Line frequency: 50…60 Hz
- RI suppression: to EN 55015/CISPR 15
- Safety: to EN 61347-2-12
- Line harmonics according to EN 61000-3-2
- Immunity according to EN 61547

PRODUCT BENEFITS

- Optimized cost/benefit factor
- Compact dimensions and low weight for small luminaire designs
- Automatic safety shutdown of lamps in the event of a defect or at end of life (EoL)

AREAS OF APPLICATION

- Shop lighting
- Health and fitness areas (in luminaires with protection class IP66 or higher)
- Effect and accent lighting

SAFETY ADVICE

Ballast losses and lamp heat radiation can lead to heat accumulation in a completely closed case. Therefore it is necessary to ensure that the temperature at the measuring point t of the ECG does not exceed the maximum value.

ATTENTION!

For safety reasons disconnect the device before replacing the lamp!

OSRAM

POWERTRONIC PT-FIT I
ECG for HID lamps, with cable clamp



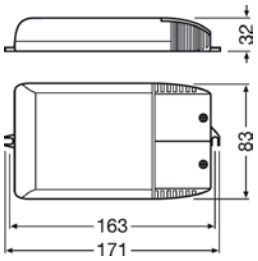

Product name	GTIN (EAN)	W	kHz EVG	kV START	Tc	Ta	max.	l [mm]
PT-FIT 35/220…240 I	4008321377661	43	0.200…0.240	4.5	75	-15…+60	1.5	172
PT-FIT 70/220…240 I	4008321377685	80	0.200…0.240	4.5	75	-15…+45	1.5	172

Product name	b [mm]	h [mm]	l1 [mm]	
PT-FIT 35/220…240 I	83	33	163	20
PT-FIT 70/220…240 I	83	33	163	20

PRODUCT FEATURES

- Energy Efficiency Index EEI: A2
- Supply voltage: 220…240 V
- Line frequency: 50…60 Hz
- RI suppression: to EN 55015/CISPR 15
- Safety: to EN 61347-2-12
- Line harmonics according to EN 61000-3-2
- Immunity according to EN 61547

PRODUCT BENEFITS

- ECG with ergonomic strain relief for correct installation in suspended ceilings
- Optimized cost/benefit factor
- Automatic safety shutdown of lamps in the event of a defect or at end of life (EoL)

AREAS OF APPLICATION

- Shop lighting
- Health and fitness areas (in dry, corrosion-protected place)
- Effect and accent lighting

THERMAL CHARACTERISTICS

Ballast losses and lamp heat radiation can lead to heat accumulation in a completely closed case. Therefore it is necessary to ensure that the temperature at the measuring point t_c of the ECG does not exceed the maximum value.

ATTENTION!

For safety reasons disconnect the device before replacing the lamp!

HALOTRONIC HTi

Dimmable electronic transformers for low-voltage halogen lamps



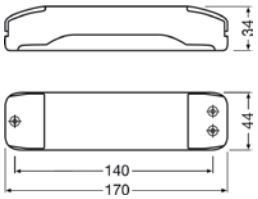

Product name	GTIN (EAN)	W	V min.-max.	kHz EVG	V	λ	V_{OUT}	Ta	l [mm]
HTI DALI 105/230…240 DIM	4008321420633	108	176…275	40[1]	230…240	0.95[2]	11.6/11.4[3]	-20…+50	170

Product name	b [mm]	h [mm]	
HTI DALI 105/230…240 DIM	44	34	10

[1] Approximately
[2] Minimum
[3] 105 W 35 W

PRODUCT FEATURES

- DALI transformer for low voltage halogen lamps
- Electrical isolation between the primary side and the secondary side
- Short-circuit protection, overload protection, overtemperature protection: electronically reversible
- Energy efficiency: ≥ 91 % (according to ErP regulation 2012/1194/EC)
- Device fits also for special applications where dimming below 1 % is required

PRODUCT BENEFITS

- Very low power consumption thanks to high efficiency
- Through-wiring possible on the primary side
- Large temperature range
- Protective operation throughout the entire partial-load range for long lamp life

AREAS OF APPLICATION

- Effect and accent lighting
- Living rooms
- Object lighting
- Conference rooms
- Restaurants
- Recessed and surface-mounted ceiling luminaires
- Shop lighting
- Event rooms

OSRAM

HALOTRONIC-PROFESSIONAL HTL

Electronic transformers for low-voltage halogen lamps



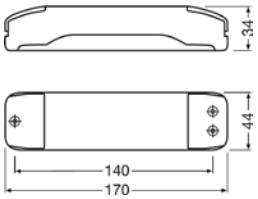

Product name	GTIN (EAN)	W	kHz EVG	V	λ	V_{OUT}	Ta	l [mm]	b [mm]
HTL 105/230…240	4008321927019	108	40[1]	230…240	0.95[2]	11.6/11.3[3]	-20…+50	170	44
HTL 225/230…240	4008321927026	230	50[1]	230…240	0.95[2]	11.6/11.7[3]	-20…+50	170	44

Product name	h [mm]	l1 [mm]	
HTL 105/230…240	34	140	10
HTL 225/230…240	34	140	10

[1] Approximately
[2] Minimum
[3] 105 W 35 W

PRODUCT FEATURES

- Line frequency: 50…60 Hz
- RI suppression: to EN 55015 (A1: 2007)/CISPR 15, EN 55022
- Line harmonics according to EN 61000-3-2
- Immunity according to EN 61547
- Safety: to EN 61347
- Short-circuit protection, overload protection, overtemperature protection: electronically reversible
- Electrical isolation between the primary side and the secondary side
- Energy efficiency: ≥ 91 % (according to ErP regulation 2012/1194/EC)
- Dimmable on the leading edge and trailing edge

PRODUCT BENEFITS

- Very low power loss thanks to high efficacy
- Through-wiring possible on the primary side
- Large temperature range
- Protective operation throughout the entire partial-load range for long lamp life
- High efficiency

AREAS OF APPLICATION

- Effect and accent lighting
- Living rooms
- Object lighting
- Conference rooms
- Restaurants
- Recessed and surface-mounted furniture luminaires
- Shop lighting
- Event rooms

HALOTRONIC-COMPACT – HTM, HTN

Electronic transformers for low-voltage halogen lamps



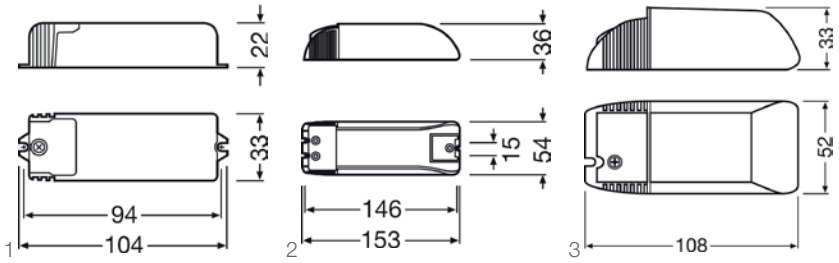

Product name	GTIN (EAN)	W	kHz EVG	V	λ	V_{OUT}	Ta	l [mm]	b [mm]
HTM 70/230…240	4050300442310	74	52[1]	230…240	0.99	11.2/11.2[2]	0…+50	108	52
HTN 75/230…240 I	4008321073037	79	50[1]	230…240	0.95	11.5/11.7[2]	0…+50	104	33
HTM 105/230…240	4050300442334	111	43[1]	230…240	0.99	11.3/11.4[2]	0…+45	108	52
HTM 150/230…240	4050300581415	157	40[1]	230…240	0.99	11.4/11.5[2]	0…+45	153	54

Product name	h [mm]	b_1 [mm]		No.
HTM 70/230…240	33	-	20	3
HTN 75/230…240 I	22	-	20	1
HTM 105/230…240	33	-	20	3
HTM 150/230…240	36	15.0	10	2

[1] Approximately
[2] 70 W 20 W

PRODUCT FEATURES

- Line frequency: 50…60 Hz
- RI suppression: to EN 55015 (A1: 2007)/CISPR 15, EN 55022
- Line harmonics according to EN 61000-3-2
- Immunity according to EN 61547
- Safety: to EN 61347
- Short-circuit protection, overload protection, overtemperature protection: electronically reversible
- Electrical isolation between the primary side and the secondary side
- Energy efficiency: ≥ 91 % (according to ErP regulation 2012/1194/EC)
- Dimmable on the leading edge (without HTN) and trailing edge

PRODUCT BENEFITS

- Very low power loss thanks to high efficacy
- Strain relief suitable for different cable types (HTM)
- Suitable for space-critical installation thanks to compact functional design
- Extremely compact transformer for highly space-critical installation conditions (HTN)
- Protective operation throughout the entire partial-load range for long lamp life

AREAS OF APPLICATION

- Effect and accent lighting
- Living rooms
- Object lighting
- Conference rooms
- Restaurants
- Recessed and surface-mounted furniture luminaires
- Shop lighting
- Event rooms

OSRAM

ET-PARROT

Electronic transformers for low-voltage halogen lamps



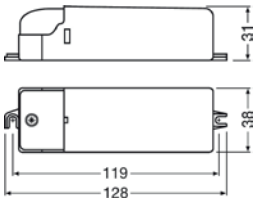

Product name	GTIN (EAN)	W	kHz EVG	V	λ	V_{OUT}	Ta	l [mm]	b [mm]
ET-PARROT 70/220…240 I	4008321111593	74	50[1]	220…240	0.95[2]	11.9/12.0[3]	0…+45	128	38
ET-PARROT 105/220…240 I	4008321111579	111	40[1]	220…240	0.95[2]	11.5[3]	0…+40	128	38

Product name	h [mm]	l1 [mm]	
ET-PARROT 70/220…240 I	31	119	50
ET-PARROT 105/220…240 I	31	119	50

[1] Approximately
[2] Minimum
[3] 70 W 20 W

PRODUCT FEATURES

- Line frequency: 50…60 Hz
- RI suppression: to EN 55015 (A1: 2007)/CISPR 15, EN 55022
- Line harmonics according to EN 61000-3-2
- Immunity according to EN 61547
- Energy efficiency: ≥ 91 % (according to ErP regulation 2012/1194/EC)
- Safety: to EN 61347
- Short-circuit protection, overload protection, overtemperature protection: electronically reversible
- Electrical isolation between the primary side and the secondary side
- Dimmable on the leading edge and trailing edge

AREAS OF APPLICATION

- Effect and accent lighting
- Living rooms
- Object lighting
- Conference rooms
- Restaurants
- Recessed and surface-mounted furniture luminaires
- Shop lighting
- Event rooms

PRODUCT BENEFITS

- Very low power loss thanks to high efficacy
- Protective operation throughout the entire partial-load range for long lamp life

OSRAM

ET-POPULAR
Electronic Control Gears for traditional lighting



Product name	GTIN (EAN)	W	V min.-max.	kHz EVG	T_C	V	W SYSTEM	λ	V_{OUT}
ET-ZE 60/220-240	4008321382436	64	-	40…45[1]	80	220…240	64	0.95[2]	11.6/11.5[3]

Product name	T_a	max.	l [mm]	b [mm]	h [mm]	l_1 [mm]	b_1 [mm]	Hz	g
ET-ZE 60/220-240	0…+45	2	124	38	28	116	not relevant	50…60	80

Product name	W	
ET-ZE 60/220-240	0…100	20

[1] Approximately
[2] Minimum
[3] 60 W 20 W



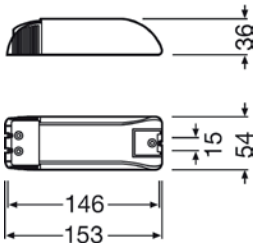

Product name	GTIN (EAN)	W	CONTROL	V	W	Ta	l [mm]	b [mm]
HTI DALI 315 DIM	4008321957344	315	By DALI or Touch DIM	220…240	0.1…100[1]	0…+45	153	54

Product name	h [mm]	Hz	
HTI DALI 315 DIM	36	50	25

[1] Depends on the lamp type (please see www.osram.com/dim)

PRODUCT FEATURES

- DALI trailing-edge phase dimmer
- Dimming of high voltage halogen and incandescent lamps
- Dimming of many common dimmable line voltage LED lamps
- Dimming of electronic transformers
- Standby power consumption:
- DALI/Touch DIM control signal
- Short-circuit protection, overload protection, overtemperature protection: electronically reversible
- RI suppression: to EN 55015 (A1: 2007)
- Line harmonics according to EN 61000-3-2
- Safety: to EN 61347
- Immunity according to EN 61547
- Device fits also for special applications where dimming below 1 % is required

EQUIPMENT / ACCESSORIES

- Suitable for all OSRAM HALOTRONIC and ET-PARROT ECGs
- Suitable for all dimmable OSRAM line voltage LED lamps

OSRAM





Product name	GTIN (EAN)	Ta	l [mm]	b [mm]	h [mm]	g	
OUT KIT 21 S	4008321159571	-25…+50	455	38	28	120	20

PRODUCT FEATURES

- Type of protection: IP67

PRODUCT BENEFITS

- Self-heating: only 5 °C higher than an open ECG

AREAS OF APPLICATION

- Outdoor applications in which higher protection against moisture for ECG is needed
- Suitable as additional measure if luminaire does not offer IP67 protection
- Suitable for outdoor installations



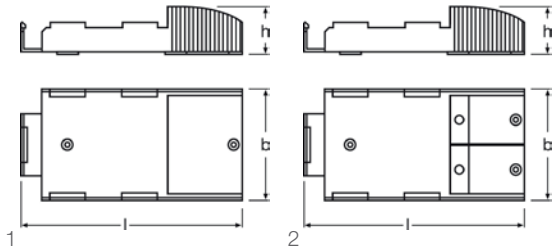

Product name	GTIN (EAN)	l [mm]	b [mm]	h [mm]		No.
CABLE CLAMP K2	4008321190727	147	71	33	10	1
CABLE CLAMP QT-K3	4008321190741	168	84	37	10	2

PRODUCT FEATURES

- Suitable for various cable types with outer diameter of min. 7 mm to max. 11 mm

PRODUCT BENEFITS

- Separate installations thanks to optional cable clamp for K2 and K3 casings

AREAS OF APPLICATION

- Suitable for indoor installations

POWERTRONIC®

Electronic control gears for optimum operation of HCI®, HQI® and NAV® lamps

POWERTRONIC® ECGs have a wide variety of uses. Their low weight and small volume increase the scope for luminaire design and system planning. POWERTRONIC® ECGs make the eco-nomical light from metal halide lamps even more comfortable and reliable by constantly monitoring lamp starts and lamp operation and by reliably disconnecting the lamps when appropriate.

POWERTRONIC® ECGs can be used in the following applications:

For outdoor lighting:

3DIM DALI StepDIM AstroDIM

PTo 3DIM: Robust HID ECG – lightning-proof to 10 kV, vibration-tested (EN 60598), approved for luminaires with protection classes I and II, 3 control options:
- DALI-1 control or
- StepDIM (2-step switching) or
- AstroDIM (dimming via integrated timer control)

For indoor lighting, with strain relief for separate mounting:
PTi I: Reliable technology for long system life
PT-FIT I: For standard applications

For luminaire installation:
PTi S: Reliable technology for long system life
PT-FIT S: For standard applications

Accessories
EBN-OS inrush current limiter
for more installation flexibility

Areas of application
- Retail spaces/store windows
- Foyers/entrance halls
- Production facilities/industrial plants
- Public buildings
- Art galleries/museums/exhibition spaces
- Streets/parks/outdoor facilities (PTo)

Comfort
- Flicker-free light
- Greater color stability and less scatter in the color locus
- No flashing of old or faulty lamps

Improved cost efficiency with POWERTRONIC® ECGs compared to standard control gears
- Energy efficiency class A2
- Up to 15 % higher system efficiency
- Up to 20 % better luminous flux maintenance and less scatter of luminous flux
- Up to 30 % longer lamp life

Safety
- Reliable switch-off of aging or faulty lamps for greater system safety and reliability
- Integrated ignition time restriction prevents attempts to ignite faulty or old lamps, thus preventing lamp cycling and radio interference

Guarantee
OSRAM provides customers with its long-running 5-year guarantee for PT ECGs.*

* For conditions and details, go to
www.osram.com/cb/services/guarantees/multilevel-guarantees/index.jsp

HALOTRONIC®

Electronic transformers and dimmers for optimum operation of low-voltage halogen lamps

HALOTRONIC® is primarily intended for:
- Recessed ceiling luminaires with strain relief
- Display spots
- Domestic luminaires (integrated and surface-mounted furniture luminaires)

Versions

HTi DALI 105 DIM can be integrated into DALI lighting systems and are also dimmable via pushbutton with Touch DIM®. Daylight/motion-dependent operation is possible with the DALIeco or DALI PROFESSIONAL system. Suitable for use in emergency power installations.

For more information on DALI, see page 6.02 ff.

HALOTRONIC® LONG (HTL) is available in 105 W and 225 W versions for convenient separate mounting:
- 2 terminal pairs on the primary side for looping from unit to unit
- 3 large terminal pairs on the secondary side for connecting up to 3 luminaires in parallel

Featuring long lifespans with simultaneously high thermal load capacity, suitable for use in emergency power installations.

HALOTRONIC® MOUSE® HTM is available in three wattages as a compact standard unit with strain relief for shallow suspended ceilings. The electronic transformer from OSRAM – successfully used in millions of applications.

HALOTRONIC® NANO (HTN) in combination with miniaturized low-voltage halogen lamps is ideal for particularly tight spaces. Excellent thermal behavior despite the extremely small size.

ET-PARROT® is a cost-effective alternative to conventional transformers in the 70–105 W range.

Prescribed dimmer for HALOTRONIC®

HTL 105/230-240	L,C
HTL 225/230-240	L,C
HTM 70/230-240	L,C
HTM 105/230-240	L,C
HTM 150/230-240	L,C
HTN 75/230-240 I	C
ET-PARROT® 70/220-240 I	L,C
ET-PARROT® 105/220-240 I	L,C

C With trailing-edge phase dimmer
L,C With trailing-edge phase dimmer or leading-edge phase dimmer for inductive loads

Dimmers for ohmic loads are not suitable.

HTi DALI 315 DIM as a trailing-edge phase dimmer enables all listed electronic transformers to be integrated into a DALI system and can alternatively be operated by pushbutton. Daylight/motion-dependent operation is possible with the DALIeco or DALI PROFESSIONAL system. Also suitable for high-voltage lamps and high-voltage LED lamps.

Application
- Accent lighting
- Decorative lighting
- Foyers/reception areas
- Hallways/corridors
- Stores and exhibition spaces
- Single offices and conference rooms
- Domestic areas

Comfort
- Weighing around 80 % less and taking up 40 % less space than standard transformers, HALOTRONIC® electronic transformers give much greater scope for planning halogen-based lighting systems
- All devices have secure strain relief and fixing options
- Dimmable
- Electronically reversible cutout protects against short-circuits, overloads and overtemperature

Economy
- Protective lamp operation throughout the entire partial-load range for long lamp life
- No additional fusing measures required for ready-to-connect device
- Approx. 60 % lower power loss compared to standard transformers
- Energy efficiency ≥ 91 % in compliance with ErP directive 2012/1194/EC

Safety
- All transformers are VDE/IMQ-tested
- Suitable for mounting on wooden surfaces
- All transformers have ▽▽
- Suitable without additional measures for luminaires with protection classes II and III and for luminaires with ▽ and ▽▽ or ▽ and ▽▽ designation
- Complies with international, European and German standards for safety and EMC

Guarantee
- 5-year guarantee for OSRAM HALOTRONIC® PROFESSIONAL electronic transformers
- 5-year guarantee for OSRAM HALOTRONIC® DIMMER in connection with HALOTRONIC® transformers
- 3-year guarantee for OSRAM HALOTRONIC® PARROT electronic transformers

SUMMARY OF LAMP/ECG COMBINATIONS

HE 14 W

Lamp	Ip	ECG type	EAN	LxWxH [mm]	System wattage [W]	Lamp luminous flux [lm]
HE 14 W	1	QTi DALI 1x14/24 DIM	4050300870380	360x30x21	15.4	1x1200
HE 14 W	2	QTi DALI 2x14/24 DIM	4050300870861	423x30x21	30.6	2x1200
HE 14 W	3	QTi DALI 3x14/24 DIM	4008321069955	360x40x21	45.3	3x1200
HE 14 W	4	QTi DALI 4x14/24 DIM	4008321070036	360x40x21	60.4	4x1200
HE 14 W	1	QTi 1x14/24 DIM	4050300870922	360x30x21	15.4	1x1200
HE 14 W	2	QTi 2x14/24 DIM	4050300870946	423x30x21	30.6	2x1200
HE 14 W	3	QTi 3x14/24 DIM	4008321069719	360x40x21	45.3	3x1200
HE 14 W	4	QTi 4x14/24 DIM	4008321069993	360x40x21	60.4	4x1200
HE 14 W	1	QTi 1x14/24/21/39 GII	4008321383334	360x30x21	16	1x1200
HE 14 W	1	QTi 1x28/54/35/49 GII	4008321383358	360x30x21	16	1x1275
HE 14 W	1	QTi 1x35/49/80 GII	4008321383372	360x30x21	16	1x1275
HE 14 W	2	QTi 2x14/24/21/39 GII	4008321383396	360x30x21	31	2x1200
HE 14 W	2	QTi 2x28/54/35/49 GII	4008321383419	360x30x21	32	2x1275
HE 14 W	2	QTi 2x35/49/80 GII	4008321658951	424x30x21	34	2x1250
HE 14 W	1	QTP5 1x14-35	4008321329035	280x30x21	16	1x1200
HE 14 W	2	QTP5 2x14-35	4008321329073	360x30x21	30	2x1200
HE 14 W	3	QTP5 3x14, (4x14)	4008321484598	280x40x21	48	3x1200
HE 14 W	4	QTP5 (3x14), 4x14	4008321484598	280x40x21	63	4x1200
HE 14 W	1	QT-FIT 5 1x14-35	4008321971234	280x30x21	16	1x1200
HE 14 W	2	QT-FIT 5 2x14-35	4008321971258	280x30x21	32	2x1200
HE 14 W	4	QT-FIT 5 3x14, 4x14	4052899927049	280x40x21	63	4x1200
HE 14 W	1	QTz5 1x14	4052899019225	275x20x21	15	1x1150
HE 14 W	2	QTz5 2x14	4052899019164	275x33x21	32	2x1200
HE 14 W	3	QTz5 3x14	4052899019447	275x33x21	49	3x1200
HE 14 W	1	QT-ECO 1x4-16/220-240 S	4050300638584	80x40x22	15	1x1150
HE 14 W	1	QT-ECO 1x4-16/220-240 L	4050300660370	150x22x22	15	1x1150

HE 14 W SLS

Lamp	Ip	ECG type	EAN	LxWxH [mm]	System wattage [W]	Lamp luminous flux [lm]
HE 14 W SLS	1	QTi DALI 1x14/24 DIM	4050300870380	360x30x21	15.4	1x1200
HE 14 W SLS	2	QTi DALI 2x14/24 DIM	4050300870861	423x30x21	30.6	2x1200
HE 14 W SLS	1	QTi 1x14/24 DIM	4050300870922	360x30x21	15.4	1x1200
HE 14 W SLS	2	QTi 2x14/24 DIM	4050300870946	423x30x21	30.6	2x1200
HE 14 W SLS	1	QTi 1x14/24/21/39 GII	4008321383334	360x30x21	16	1x1200
HE 14 W SLS	2	QTi 2x14/24/21/39 GII	4008321383396	360x30x21	31	2x1200

HE 21 W

Lamp	Ip	ECG type	EAN	LxWxH [mm]	System wattage [W]	Lamp luminous flux [lm]
HE 21 W	1	QTi DALI 1x21/39 DIM	4050300870366	360x30x21	23.1	1x1900
HE 21 W	2	QTi DALI 2x21/39 DIM	4050300870489	423x30x21	45	2x1900
HE 21 W	1	QTi 1x21/39 DIM	4050300870564	360x30x21	23.1	1x1900
HE 21 W	2	QTi 2x21/39 DIM	4050300870694	423x30x21	45	2x1900
HE 21 W	1	QTi 1x14/24/21/39 GII	4008321383334	360x30x21	24	1x1900
HE 21 W	1	QTi 1x28/54/35/49 GII	4008321383358	360x30x21	24	1x1900
HE 21 W	1	QTi 1x35/49/80 GII	4008321383372	360x30x21	25	1x1900
HE 21 W	2	QTi 2x14/24/21/39 GII	4008321383396	360x30x21	45	2x1900
HE 21 W	2	QTi 2x28/54/35/49 GII	4008321383419	360x30x21	45	2x1900
HE 21 W	2	QTi 2x35/49/80 GII	4008321658951	424x30x21	49	2x2000
HE 21 W	1	QTP5 1x14-35	4008321329035	280x30x21	24	1x1900
HE 21 W	2	QTP5 2x14-35	4008321329073	360x30x21	45	2x1900
HE 21 W	1	QT-FIT 5 1x14-35	4052899927025	280x30x21	23	1x1900
HE 21 W	2	QT-FIT 5 2x14-35	4008321971258	280x30x21	46	2x1900
HE 21 W	1	QTz5 1x21	4052899019126	275x20x21	23	1x1800
HE 21 W	1	QT-ECO 1x18-21/220-240 S	4050300794907	80x40x22	23	1x1800

HE 21 W SLS

Lamp	Ip	ECG type	EAN	LxWxH [mm]	System wattage [W]	Lamp luminous flux [lm]
HE 21 W SLS	1	QTi DALI 1x21/39 DIM	4050300870366	360x30x21	23.1	1x1900
HE 21 W SLS	2	QTi DALI 2x21/39 DIM	4050300870489	423x30x21	45	2x1900
HE 21 W SLS	1	QTi 1x21/39 DIM	4050300870564	360x30x21	23.1	1x1900
HE 21 W SLS	2	QTi 2x21/39 DIM	4050300870694	423x30x21	45	2x1900
HE 21 W SLS	1	QTi 1x14/24/21/39 GII	4008321383334	360x30x21	24	1x1900
HE 21 W SLS	2	QTi 2x14/24/21/39 GII	4008321383396	360x30x21	45	2x1900

HE 28 W

Lamp	Ip	ECG type	EAN	LxWxH [mm]	System wattage [W]	Lamp luminous flux [lm]
HE 28 W	1	QTi DALI 1x28/54 DIM	4050300870809	360x30x21	30.1	1x2600
HE 28 W	2	QTi DALI 2x28/54 DIM	4050300870502	423x30x21	60.2	2x2600
HE 28 W	1	QTi 1x28/54 DIM	4050300870588	360x30x21	30.1	1x2600
HE 28 W	2	QTi 2x28/54 DIM	4050300870717	423x30x21	60.2	2x2600
HE 28 W	1	QT 1x28 DIM	4008321640390	360x30x21	30.8	1x2600
HE 28 W	2	QT 2x28 DIM	4008321640499	423x30x21	59.8	2x2600
HE 28 W	1	QTi 1x14/24/21/39 GII	4008321383334	360x30x21	33	1x2700
HE 28 W	1	QTi 1x28/54/35/49 GII	4008321383358	360x30x21	32	1x2600
HE 28 W	1	QTi 1x35/49/80 GII	4008321383372	360x30x21	33	1x2700
HE 28 W	2	QTi 2x14/24/21/39 GII	4008321383396	360x30x21	63	2x2650
HE 28 W	2	QTi 2x28/54/35/49 GII	4008321383419	360x30x21	61	2x2600
HE 28 W	2	QTi 2x35/49/80 GII	4008321658951	424x30x21	63	2x2650
HE 28 W	1	QTP5 1x14-35	4008321329035	280x30x21	31	1x2600
HE 28 W	2	QTP5 2x14-35	4008321329073	360x30x21	60	2x2600
HE 28 W	1	QT-FIT 5 1x14-35	4008321971234	280x30x21	31	1x2600
HE 28 W	2	QT-FIT 5 2x14-35	4052899927032	280x30x21	63	2x2600
HE 28 W	1	QTz5 1x28	4052899019263	275x20x21	31	1x2600
HE 28 W	2	QTz5 2x28	4052899019188	275x33x21	63	2x2600

HE 28 W SLS

Lamp	Ip	ECG type	EAN	LxWxH [mm]	System wattage [W]	Lamp luminous flux [lm]
HE 28 W SLS	1	QTi DALI 1x28/54 DIM	4050300870809	360x30x21	30.1	1x2600
HE 28 W SLS	2	QTi DALI 2x28/54 DIM	4050300870502	423x30x21	60.2	2x2600
HE 28 W SLS	1	QT 1x28 DIM	4008321640390	360x30x21	30.8	1x2600
HE 28 W SLS	2	QT 2x28 DIM	4008321640499	423x30x21	59.8	2x2600
HE 28 W SLS	1	QTi 1x28/54 DIM	4050300870588	360x30x21	30.1	1x2600
HE 28 W SLS	1	QTi 1x28/54/35/49 GII	4008321383358	360x30x21	32	1x2600
HE 28 W SLS	2	QTi 2x28/54/35/49 GII	4008321383419	360x30x21	61	2x2600

HE 35 W

Lamp	Ip	ECG type	EAN	LxWxH [mm]	System wattage [W]	Lamp luminous flux [lm]
HE 35 W	1	QTi DALI 1x35/49/80 DIM	4050300870342	360x30x21	37.8	1x3300
HE 35 W	2	QTi DALI 2x35/49 DIM	4050300870465	423x30x21	74.5	2x3300
HE 35 W	2	QTi DALI 2x35/49/80 DIM	4050300870441	423x30x21	74	2x3300
HE 35 W	1	QTi 1x35/49/80 DIM	4050300870540	360x30x21	37.8	1x3300
HE 35 W	2	QTi 2x35/49 DIM	4050300870670	423x30x21	74.5	2x3300
HE 35 W	2	QTi 2x35/49/80 DIM	4050300870984	423x30x21	74	2x3300
HE 35 W	1	QT 1x35 DIM	4008321640376	360x30x21	38.6	1x3300
HE 35 W	2	QT 2x35 DIM	4008321640475	423x30x21	77.3	2x3150
HE 35 W	1	QTi 1x14/24/21/39 GII	4008321383334	360x30x21	39	1x3300
HE 35 W	1	QTi 1x28/54/35/49 GII	4008321383358	360x30x21	38	1x3300
HE 35 W	1	QTi 1x35/49/80 GII	4008321383372	360x30x21	38	1x3300
HE 35 W	2	QTi 2x14/24/21/39 GII	4008321383396	360x30x21	76	2x3300
HE 35 W	2	QTi 2x28/54/35/49 GII	4008321383419	360x30x21	76	2x3300
HE 35 W	2	QTi 2x35/49/80 GII	4008321658951	424x30x21	77	2x3400
HE 35 W	1	QTP5 1x14-35	4008321329035	280x30x21	38	1x3300
HE 35 W	2	QTP5 2x14-35	4008321329073	360x30x21	75	2x3300
HE 35 W	1	QT-FIT 5 1x14-35	4052899927025	280x30x21	38	1x3320
HE 35 W	2	QT-FIT 5 2x14-35	4008321971258	280x30x21	78	2x3300

HE 13 W ES

Lamp	Ip	ECG type	EAN	LxWxH [mm]	System wattage [W]	Lamp luminous flux [lm]
HE 13 W ES	1	QTi 1x14/24/21/39 GII	4008321383334	360x30x21	15	1x1150
HE 13 W ES	1	QTi 1x28/54/35/49 GII	4008321383358	360x30x21	15	1x1150
HE 13 W ES	1	QTi 1x35/49/80 GII	4008321383372	360x30x21	15	1x1150
HE 13 W ES	2	QTi 2x14/24/21/39 GII	4008321383396	360x30x21	29	2x1150
HE 13 W ES	2	QTi 2x28/54/35/49 GII	4008321383419	360x30x21	29	2x1150
HE 13 W ES	2	QTi 2x35/49/80 GII	4008321658951	424x30x21	30	2x1150
HE 13 W ES	1	QTP5 1x14-35	4008321329035	280x30x21	15	1x1150
HE 13 W ES	2	QTP5 2x14-35	4008321329073	360x30x21	28	2x1350
HE 13 W ES	1	QT-FIT 5 1x14-35	4008321971234	280x30x21	15	1x1150
HE 13 W ES	2	QT-FIT 5 2x14-35	4008321971258	280x30x21	29	2x1150
HE 13 W ES	3	QT-FIT 5 3x14, 4x14	4052899927049	280x40x21	43	3x1150
HE 13 W ES	4	QT-FIT 5 3x14, 4x14	4052899927049	280x40x21	55	4x1150

HE 19 W ES

Lamp	Ip	ECG type	EAN	LxWxH [mm]	System wattage [W]	Lamp luminous flux [lm]
HE 19 W ES	1	QTi 1x14/24/21/39 GII	4008321383334	360x30x21	22	1x1800
HE 19 W ES	1	QTi 1x28/54/35/49 GII	4008321383358	360x30x21	22	1x1800
HE 19 W ES	1	QTi 1x35/49/80 GII	4008321383372	360x30x21	22	1x1800
HE 19 W ES	2	QTi 2x14/24/21/39 GII	4008321383396	360x30x21	42	2x1800
HE 19 W ES	2	QTi 2x28/54/35/49 GII	4008321383419	360x30x21	42	2x1800
HE 19 W ES	2	QTi 2x35/49/80 GII	4008321658951	424x30x21	43	2x1800
HE 19 W ES	1	QTP5 1x14-35	4008321329035	280x30x21	22	1x1800
HE 19 W ES	2	QTP5 2x14-35	4008321329073	360x30x21	42	2x1800
HE 19 W ES	1	QT-FIT 5 1x14-35	4052899927025	280x30x21	21	1x1800
HE 19 W ES	2	QT-FIT 5 2x14-35	4008321971258	280x30x21	43	2x1800

HE 25 W ES

Lamp	Ip	ECG type	EAN	LxWxH [mm]	System wattage [W]	Lamp luminous flux [lm]
HE 25 W ES	1	QT 1x28 DIM	4008321640390	360x30x21	30.8	1x2500
HE 25 W ES	2	QT 2x28 DIM	4008321640499	423x30x21	59.8	2x2500
HE 25 W ES	1	QTi 1x14/24/21/39 GII	4008321383334	360x30x21	29	1x2500
HE 25 W ES	1	QTi 1x28/54/35/49 GII	4008321383358	360x30x21	29	1x2500
HE 25 W ES	2	QTi 2x14/24/21/39 GII	4008321383396	360x30x21	56	2x2500
HE 25 W ES	2	QTi 2x35/49/80 GII	4008321658951	424x30x21	57	2x2500
HE 25 W ES	1	QTP5 1x14-35	4008321329035	280x30x21	27	1x2450
HE 25 W ES	2	QTP5 2x14-35	4008321329073	360x30x21	54	2x2450
HE 25 W ES	1	QT-FIT 5 1x14-35	4008321971234	280x30x21	28	1x2450
HE 25 W ES	2	QT-FIT 5 2x14-35	4052899927032	280x30x21	56	2x2450

HE 32 W ES

Lamp	Ip	ECG type	EAN	LxWxH [mm]	System wattage [W]	Lamp luminous flux [lm]
HE 32 W ES	1	QT 1x35 DIM	4008321640376	360x30x21	38.6	1x3150
HE 32 W ES	2	QT 2x35 DIM	4008321640475	423x30x21	77.3	2x3150
HE 32 W ES	1	QTi 1x14/24/21/39 GII	4008321383334	360x30x21	36	1x3150
HE 32 W ES	1	QTi 1x28/54/35/49 GII	4008321383358	360x30x21	36	1x3150
HE 32 W ES	1	QTi 1x35/49/80 GII	4008321383372	360x30x21	36	1x3150
HE 32 W ES	2	QTi 2x14/24/21/39 GII	4008321383396	360x30x21	68	2x3150
HE 32 W ES	2	QTi 2x28/54/35/49 GII	4008321383419	360x30x21	68	2x3150
HE 32 W ES	2	QTi 2x35/49/80 GII	4008321658951	424x30x21	70	2x3150
HE 32 W ES	1	QTP5 1x14-35	4008321329035	280x30x21	34	1x3100
HE 32 W ES	2	QTP5 2x14-35	4008321329073	360x30x21	68	2x3100
HE 32 W ES	1	QT-FIT 5 1x14-35	4008321971234	280x30x21	35	1x3100
HE 32 W ES	2	QT-FIT 5 2x14-35	4008321971258	280x30x21	71	2x3100

HE 35 W XT

Lamp	Ip	ECG type	EAN	LxWxH [mm]	System wattage [W]	Lamp luminous flux [lm]
HE 35 W XT	1	QTi DALI 1x35/49/80 DIM	4050300870342	360x30x21	37.8	1x3300
HE 35 W XT	2	QTi DALI 2x35/49 DIM	4050300870465	423x30x21	74.5	2x3300
HE 35 W XT	2	QTi DALI 2x35/49/80 DIM	4050300870441	423x30x21	74	2x3300
HE 35 W XT	1	QTi 1x35/49/80 DIM	4050300870540	360x30x21	37.8	1x3300
HE 35 W XT	2	QTi 2x35/49 DIM	4050300870670	423x30x21	74.5	2x3300
HE 35 W XT	2	QTi 2x35/49/80 DIM	4050300870984	423x30x21	74	2x3300
HE 35 W XT	1	QTi 1x14/24/21/39 GII	4008321383334	360x30x21	39	1x3300
HE 35 W XT	1	QTi 1x28/54/35/49 GII	4008321383358	360x30x21	38	1x3300
HE 35 W XT	1	QTi 1x35/49/80 GII	4008321383372	360x30x21	38	1x3300
HE 35 W XT	2	QTi 2x14/24/21/39 GII	4008321383396	360x30x21	76	2x3300
HE 35 W XT	2	QTi 2x28/54/35/49 GII	4008321383419	360x30x21	76	2x3300
HE 35 W XT	2	QTi 2x35/49/80 GII	4008321658951	424x30x21	77	2x3400
HE 35 W XT	1	QTP5 1x14-35	4008321329035	280x30x21	38	1x3300
HE 35 W XT	2	QTP5 2x14-35	4008321329073	360x30x21	75	2x3300
HE 35 W XT	1	QT-FIT 5 1x14-35	4008321971234	280x30x21	38	1x3320
HE 35 W XT	2	QT-FIT 5 2x14-35	4052899927032	280x30x21	78	2x3300

HO 24 W

Lamp	Ip	ECG type	EAN	LxWxH [mm]	System wattage [W]	Lamp luminous flux [lm]
HO 24 W	1	QTi DALI 1x14/24 DIM	4050300870380	360x30x21	25.3	1x1750
HO 24 W	2	QTi DALI 2x14/24 DIM	4050300870861	423x30x21	49.3	2x1750
HO 24 W	3	QTi DALI 3x14/24 DIM	4008321069955	360x40x21	73.4	3x1750
HO 24 W	4	QTi DALI 4x14/24 DIM	4008321070036	360x40x21	97.6	4x1750
HO 24 W	1	QTi 1x14/24 DIM	4050300870922	360x30x21	26	1x1750
HO 24 W	2	QTi 2x14/24 DIM	4050300870946	423x30x21	50	2x1750
HO 24 W	3	QTi 3x14/24 DIM	4008321069719	360x40x21	74	3x1750
HO 24 W	4	QTi 4x14/24 DIM	4008321069993	360x40x21	98	4x1750
HO 24 W	1	QTi 1x14/24/21/39 GII	4008321383334	360x30x21	26	1x1750
HO 24 W	2	QTi 2x14/24/21/39 GII	4008321383396	360x30x21	50	2x1750
HO 24 W	1	QTP5 1x24-39	4008321329110	280x30x21	26	1x1750
HO 24 W	2	QTP5 2x24-39	4008321329417	360x30x21	49	2x1750
HO 24 W	1	QTP-OPTIMAL 1x18-40	4008321873743	280x30x21	28	1x1750
HO 24 W	2	QTP-OPTIMAL 2x18-40	4008321873767	360x30x21	52	2x1750
HO 24 W	1	QT-FIT 5/8 1x18-39	4052899141704	280x30x21	28	1x1750
HO 24 W	2	QT-FIT 5/8 2x18-39	4052899927018	280x30x21	53	2x1750
HO 24 W	1	QTP-M 1x26-42	4008321329134	103x67x31	25	1x1750
HO 24 W	2	QTP-M 2x26-32	4008321329158	123x79x33	49	2x1750
HO 24 W	2	QT-M 2x26-42/220-240 S	4008321110022	123x79x33	54	2x1750
HO 24 W	1	QT-ECO 1x18-24/220-240 S	4050300638560	80x40x22	20	1x1600
HO 24 W	1	QT-ECO 1x18-24/220-240 L	4050300660417	150x22x22	20	1x1600

HO 24 W SLS

Lamp	Ip	ECG type	EAN	LxWxH [mm]	System wattage [W]	Lamp luminous flux [lm]
HO 24 W SLS	1	QTi 1x14/24/21/39 GII	4008321383334	360x30x21	26	1x1750
HO 24 W SLS	2	QTi 2x14/24/21/39 GII	4008321383396	360x30x21	50	2x1750

HO 24 W CONSTANT

Lamp	Ip	ECG type	EAN	LxWxH [mm]	System wattage [W]	Lamp luminous flux [lm]
HO 24 W CONSTANT	1	QTi DALI 1x14/24 DIM	4050300870380	360x30x21	25.3	1x1900
HO 24 W CONSTANT	2	QTi DALI 2x14/24 DIM	4050300870861	423x30x21	49.3	2x1900
HO 24 W CONSTANT	3	QTi DALI 3x14/24 DIM	4008321069955	360x40x21	73.4	3x1900
HO 24 W CONSTANT	4	QTi DALI 4x14/24 DIM	4008321070036	360x40x21	97.6	4x1900
HO 24 W CONSTANT	1	QTi 1x14/24 DIM	4050300870922	360x30x21	26	1x1900
HO 24 W CONSTANT	2	QTi 2x14/24 DIM	4050300870946	423x30x21	50	2x1900
HO 24 W CONSTANT	3	QTi 3x14/24 DIM	4008321069719	360x40x21	74	3x1900
HO 24 W CONSTANT	4	QTi 4x14/24 DIM	4008321069993	360x40x21	98	4x1900
HO 24 W CONSTANT	1	QTi 1x14/24/21/39 GII	4008321383334	360x30x21	26	1x1900
HO 24 W CONSTANT	2	QTi 2x14/24/21/39 GII	4008321383396	360x30x21	50	2x1900
HO 24 W CONSTANT	1	QTP5 1x24-39	4008321329110	280x30x21	26	1x1900
HO 24 W CONSTANT	2	QTP5 2x24-39	4008321329417	360x30x21	49	2x1900
HO 24 W CONSTANT	1	QTP-OPTIMAL 1x18-40	4008321873743	280x30x21	28	1x1900
HO 24 W CONSTANT	2	QTP-OPTIMAL 2x18-40	4008321873767	360x30x21	52	2x1900
HO 24 W CONSTANT	1	QT-FIT 5/8 1x18-39	4008321873927	280x30x21	28	1x1900
HO 24 W CONSTANT	2	QT-FIT 5/8 2x18-39	4008321873903	280x30x21	53	2x1900
HO 24 W CONSTANT	1	QTP-M 1x26-42	4008321329134	103x67x31	25	1x1900
HO 24 W CONSTANT	2	QTP-M 2x26-32	4008321329158	123x79x33	49	2x1900
HO 24 W CONSTANT	2	QT-M 2x26-42/220-240 S	4008321110022	123x79x33	54	2x1900

HO 39 W

Lamp	Ip	ECG type	EAN	LxWxH [mm]	System wattage [W]	Lamp luminous flux [lm]
HO 39 W	1	QTi DALI 1x21/39 DIM	4050300870366	360x30x21	41.8	1x3100
HO 39 W	2	QTi DALI 2x21/39 DIM	4050300870489	423x30x21	82	2x3100
HO 39 W	1	QTi 1x21/39 DIM	4050300870564	360x30x21	41.8	1x3100
HO 39 W	2	QTi 2x21/39 DIM	4050300870694	423x30x21	82	2x3100
HO 39 W	1	QTi 1x14/24/21/39 GII	4008321383334	360x30x21	41	1x3100
HO 39 W	2	QTi 2x14/24/21/39 GII	4008321383396	360x30x21	81	2x3100
HO 39 W	1	QTP-OPTIMAL 1x18-40	4008321873743	280x30x21	41	1x3100
HO 39 W	2	QTP-OPTIMAL 2x18-40	4008321873767	360x30x21	88	2x3100
HO 39 W	1	QT-FIT 5/8 1x18-39	4052899141704	280x30x21	42	1x3100
HO 39 W	2	QT-FIT 5/8 2x18-39	4008321873903	280x30x21	80	2x3100
HO 39 W	1	QTP-M 1x26-42	4008321329134	103x67x31	41	1x3100

HO 39 W SLS

Lamp	Ip	ECG type	EAN	LxWxH [mm]	System wattage [W]	Lamp luminous flux [lm]
HO 39 W SLS	1	QTi DALI 1x21/39 DIM	4050300870366	360x30x21	40.8	1x3100
HO 39 W SLS	2	QTi DALI 2x21/39 DIM	4050300870489	423x30x21	82	2x3100
HO 39 W SLS	1	QTi 1x21/39 DIM	4050300870564	360x30x21	40.8	1x3100
HO 39 W SLS	2	QTi 2x21/39 DIM	4050300870694	423x30x21	80	2x3100
HO 39 W SLS	1	QTi 1x14/24/21/39 GII	4008321383334	360x30x21	41	1x3100
HO 39 W SLS	2	QTi 2x14/24/21/39 GII	4008321383396	360x30x21	81	2x3100

HO 39 W CONSTANT

Lamp	Ip	ECG type	EAN	LxWxH [mm]	System wattage [W]	Lamp luminous flux [lm]
HO 39 W CONSTANT	1	QTi DALI 1x21/39 DIM	4050300870366	360x30x21	41.8	1x3400
HO 39 W CONSTANT	2	QTi DALI 2x21/39 DIM	4050300870489	423x30x21	82	2x3400
HO 39 W CONSTANT	1	QTi 1x21/39 DIM	4050300870564	360x30x21	41.8	1x3400
HO 39 W CONSTANT	2	QTi 2x21/39 DIM	4050300870694	423x30x21	82	2x3400
HO 39 W CONSTANT	1	QTi 1x14/24/21/39 GII	4008321383334	360x30x21	41	1x3300
HO 39 W CONSTANT	2	QTi 2x14/24/21/39 GII	4008321383396	360x30x21	81	2x3400
HO 39 W CONSTANT	1	QTP5 1x24-39	4008321329110	280x30x21	41	1x3300
HO 39 W CONSTANT	2	QTP5 2x24-39	4008321329417	360x30x21	82	2x3400
HO 39 W CONSTANT	1	QTP-OPTIMAL 1x18-40	4008321873743	280x30x21	41	1x3400
HO 39 W CONSTANT	2	QTP-OPTIMAL 2x18-40	4008321873767	360x30x21	88	2x3400
HO 39 W CONSTANT	1	QT-FIT 5/8 1x18-39	4008321873927	280x30x21	42	1x3400
HO 39 W CONSTANT	2	QT-FIT 5/8 2x18-39	4052899927018	280x30x21	80	2x3400
HO 39 W CONSTANT	1	QTP-M 1x26-42	4008321329134	103x67x31	41	1x3300

HO 49 W

Lamp	Ip	ECG type	EAN	LxWxH [mm]	System wattage [W]	Lamp luminous flux [lm]
HO 49 W	1	QTi DALI 1x35/49/80 DIM	4050300870342	360x30x21	53.4	1x4300
HO 49 W	2	QTi DALI 2x35/49 DIM	4050300870465	423x30x21	103.6	2x4300
HO 49 W	2	QTi DALI 2x35/49/80 DIM	4050300870441	423x30x21	101	2x4300
HO 49 W	1	QTi 1x35/49/80 DIM	4050300870540	360x30x21	53.4	1x4300
HO 49 W	1	QT 1x49 DIM	4008321640352	360x30x21	52.3	1x4300
HO 49 W	2	QTi 2x35/49 DIM	4050300870670	423x30x21	103.6	2x4300
HO 49 W	2	QTi 2x35/49/80 DIM	4050300870984	423x30x21	103	2x4300
HO 49 W	2	QT 2x49 DIM	4008321640451	423x30x21	103.9	2x4300
HO 49 W	1	QTi 1x28/54/35/49 GII	4008321383358	360x30x21	53	1x4300
HO 49 W	1	QTi 1x35/49/80 GII	4008321383372	360x30x21	53	1x4300
HO 49 W	2	QTi 2x28/54/35/49 GII	4008321383419	360x30x21	105	2x4300
HO 49 W	2	QTi 2x35/49/80 GII	4008321658951	424x30x21	105	2x4300
HO 49 W	1	QTP5 1x49	4008321329370	280x30x21	53	1x4300
HO 49 W	2	QTP5 2x49	4008321329431	360x30x21	106	2x4300
HO 49 W	1	QTP5 1x49	4008321329370	280x30x21	53	1x4300
HO 49 W	2	QTP5 2x49	4008321329431	360x30x21	106	2x4300
HO 49 W	1	QT-FIT 5 1x49	4008321832139	280x30x21	54	1x4300
HO 49 W	2	QT-FIT 5 2x49	4052899927070	280x30x21	106	2x4300

HO 49 W CONSTANT

Lamp	Ip	ECG type	EAN	LxWxH [mm]	System wattage [W]	Lamp luminous flux [lm]
HO 49 W CONSTANT	1	QTi DALI 1x35/49/80 DIM	4050300870342	360x30x21	53.4	1x4450
HO 49 W CONSTANT	2	QTi DALI 2x35/49 DIM	4050300870465	423x30x21	103.6	2x4450
HO 49 W CONSTANT	2	QTi DALI 2x35/49/80 DIM	4050300870441	423x30x21	101	2x4450
HO 49 W CONSTANT	1	QTi 1x35/49/80 DIM	4050300870540	360x30x21	53.4	1x4450
HO 49 W CONSTANT	2	QTi 2x35/49 DIM	4050300870670	423x30x21	103.6	2x4450
HO 49 W CONSTANT	2	QTi 2x35/49/80 DIM	4050300870984	423x30x21	103	2x4450
HO 49 W CONSTANT	1	QT 1x49 DIM	4008321640352	360x30x21	52.3	1x4300
HO 49 W CONSTANT	2	QT 2x49 DIM	4008321640451	423x30x21	103.9	2x4300
HO 49 W CONSTANT	1	QTi 1x28/54/35/49 GII	4008321383358	360x30x21	53	1x4450
HO 49 W CONSTANT	1	QTi 1x35/49/80 GII	4008321383372	360x30x21	53	1x4450
HO 49 W CONSTANT	2	QTi 2x28/54/35/49 GII	4008321383419	360x30x21	105	2x4450
HO 49 W CONSTANT	2	QTi 2x35/49/80 GII	4008321658951	424x30x21	105	2x4450
HO 49 W CONSTANT	1	QTP5 1x49	4008321329370	280x30x21	53	1x4450
HO 49 W CONSTANT	2	QTP5 2x49	4008321329431	360x30x21	106	2x4450

HO 49 W XT

Lamp	Ip	ECG type	EAN	LxWxH [mm]	System wattage [W]	Lamp luminous flux [lm]
HO 49 W XT	1	QT 1x49 DIM	4008321640352	360x30x21	52.3	1x4300
HO 49 W XT	2	QT 2x49 DIM	4008321640451	423x30x21	103.9	2x4300

HO 54 W

Lamp	Ip	ECG type	EAN	LxWxH [mm]	System wattage [W]	Lamp luminous flux [lm]
HO 54 W	1	QTi DALI 1x28/54 DIM	4050300870809	360x30x21	58.8	1x4450
HO 54 W	2	QTi DALI 2x28/54 DIM	4050300870502	423x30x21	115	2x4450
HO 54 W	1	QTi 1x28/54 DIM	4050300870588	360x30x21	58.8	1x4450
HO 54 W	2	QTi 2x28/54 DIM	4050300870717	423x30x21	115	2x4450
HO 54 W	1	QT 1x54 DIM	4008321640338	360x30x21	58.1	1x4450
HO 54 W	2	QT 2x54 DIM	4008321640437	423x30x21	115.9	2x4450
HO 54 W	1	QTi 1x28/54/35/49 GII	4008321383358	360x30x21	58	1x4450
HO 54 W	2	QTi 2x28/54/35/49 GII	4008321383419	360x30x21	115	2x4450
HO 54 W	1	QTP5 1x54	4008321329394	280x30x21	59	1x4450
HO 54 W	2	QTP5 2x54	4008321329097	360x30x21	115	2x4450
HO 54 W	1	QTP-OPTIMAL 1x54-58	4008321873729	280x30x21	54	1x4450
HO 54 W	2	QTP-OPTIMAL 2x54-58	4008321880253	360x30x21	120	2x4450
HO 54 W	1	QT-FIT 5/8 1x54-58	4008321873828	280x30x21	59	1x4450
HO 54 W	2	QT-FIT 5/8 2x54-58	4008321873842	280x30x21	116	2x4450

HO 54 W SLS

Lamp	Ip	ECG type	EAN	LxWxH [mm]	System wattage [W]	Lamp luminous flux [lm]
HO 54 W SLS	1	QTi DALI 1x28/54 DIM	4050300870809	360x30x21	58.8	1x4450
HO 54 W SLS	2	QTi DALI 2x28/54 DIM	4050300870502	423x30x21	115	2x4450
HO 54 W SLS	1	QTi 1x28/54 DIM	4050300870588	360x30x21	58.8	1x4450
HO 54 W SLS	1	QT 1x54 DIM	4008321640338	360x30x21	58.1	1x4450
HO 54 W SLS	2	QT 2x54 DIM	4008321640437	423x30x21	115.9	2x4450
HO 54 W SLS	1	QTi 1x28/54/35/49 GII	4008321383358	360x30x21	58	1x4450
HO 54 W SLS	2	QTi 2x28/54/35/49 GII	4008321383419	360x30x21	115	2x4450

HO 54 W CONSTANT

Lamp	Ip	ECG type	EAN	LxWxH [mm]	System wattage [W]	Lamp luminous flux [lm]
HO 54 W CONSTANT	1	QTi DALI 1x28/54 DIM	4050300870809	360x30x21	58.8	1x4850
HO 54 W CONSTANT	2	QTi DALI 2x28/54 DIM	4050300870502	423x30x21	115	2x4850
HO 54 W CONSTANT	1	QTi 1x28/54 DIM	4050300870588	360x30x21	58.8	1x4850
HO 54 W CONSTANT	2	QTi 2x28/54 DIM	4050300870717	423x30x21	115	2x4850
HO 54 W CONSTANT	1	QT 1x54 DIM	4008321640338	360x30x21	58.1	1x4450
HO 54 W CONSTANT	2	QT 2x54 DIM	4008321640437	423x30x21	115.9	2x4450
HO 54 W CONSTANT	1	QTi 1x28/54/35/49 GII	4008321383358	360x30x21	58	1x4850
HO 54 W CONSTANT	2	QTi 2x28/54/35/49 GII	4008321383419	360x30x21	115	2x4850
HO 54 W CONSTANT	1	QTP5 1x54	4008321329394	280x30x21	59	1x4850
HO 54 W CONSTANT	2	QTP5 2x54	4008321329097	360x30x21	115	2x4850
HO 54 W CONSTANT	1	QTP-OPTIMAL 1x54-58	4008321873729	280x30x21	54	1x4450
HO 54 W CONSTANT	2	QTP-OPTIMAL 2x54-58	4008321880253	360x30x21	120	2x4450
HO 54 W CONSTANT	1	QT-FIT 5/8 1x54-58	4008321873828	280x30x21	59	1x4450
HO 54 W CONSTANT	2	QT-FIT 5/8 2x54-58	4008321873842	280x30x21	116	2x4450

HO 54 W XT

Lamp	Ip	ECG type	EAN	LxWxH [mm]	System wattage [W]	Lamp luminous flux [lm]
HO 54 W XT	1	QTi DALI 1x28/54 DIM	4050300870809	360x30x21	58.8	1x4450
HO 54 W XT	2	QTi DALI 2x28/54 DIM	4050300870502	423x30x21	115	2x4450
HO 54 W XT	1	QTi 1x28/54 DIM	4050300870588	360x30x21	58.8	1x4450
HO 54 W XT	1	QT 1x54 DIM	4008321640338	360x30x21	58.1	1x4450
HO 54 W XT	2	QT 2x54 DIM	4008321640437	423x30x21	115.9	2x4450
HO 54 W XT	1	QTi 1x28/54/35/49 GII	4008321383358	360x30x21	58	1x4450
HO 54 W XT	2	QTi 2x28/54/35/49 GII	4008321383419	360x30x21	115	2x4450
HO 54 W XT	1	QTP5 1x54	4008321329394	280x30x21	59	1x4450
HO 54 W XT	2	QTP5 2x54	4008321329097	360x30x21	115	2x4450
HO 54 W XT	1	QTP-OPTIMAL 1x54-58	4008321873729	280x30x21	54	1x4450
HO 54 W XT	2	QTP-OPTIMAL 2x54-58	4008321880253	360x30x21	120	2x4450
HO 54 W XT	1	QT-FIT 5/8 1x54-58	4052899927063	280x30x21	59	1x4450
HO 54 W XT	2	QT-FIT 5/8 2x54-58	4008321873842	280x30x21	116	2x4450

HO 80 W

Lamp	Ip	ECG type	EAN	LxWxH [mm]	System wattage [W]	Lamp luminous flux [lm]
HO 80 W	1	QTi DALI 1x35/49/80 DIM	4050300870342	360x30x21	88.1	1x6150
HO 80 W	2	QTi DALI 2x35/49/80 DIM	4050300870441	423x30x21	165	2x6150
HO 80 W	1	QTi 1x35/49/80 DIM	4050300870540	360x30x21	88.1	1x6150
HO 80 W	2	QTi 2x35/49/80 DIM	4050300870984	423x30x21	165	2x6150
HO 80 W	1	QT 1x80 DIM	4008321640314	360x30x21	82	1x6150
HO 80 W	2	QT 2x80 DIM	4008321640413	423x30x21	163.2	2x6150
HO 80 W	1	QTi 1x35/49/80 GII	4008321383372	360x30x21	85	1x6150
HO 80 W	2	QTi 2x35/49/80 GII	4008321658951	424x30x21	167	2x6150
HO 80 W	1	QTP5 1x80	4008321329059	360x30x21	86	1x6150
HO 80 W	2	QT-FQ 2x80	4050300825564	424x30x21	175	2x6300

HO 80 W CONSTANT

Lamp	Ip	ECG type	EAN	LxWxH [mm]	System wattage [W]	Lamp luminous flux [lm]
HO 80 W CONSTANT	1	QTi DALI 1x35/49/80 DIM	4050300870342	360x30x21	88.1	1x6800
HO 80 W CONSTANT	2	QTi DALI 2x35/49/80 DIM	4050300870441	423x30x21	165	2x6800
HO 80 W CONSTANT	1	QTi 1x35/49/80 DIM	4050300870540	360x30x21	88.1	1x6800
HO 80 W CONSTANT	2	QTi 2x35/49/80 DIM	4050300870984	423x30x21	165	2x6800
HO 80 W CONSTANT	1	QT 1x80 DIM	4008321640314	360x30x21	82	1x6150
HO 80 W CONSTANT	2	QT 2x80 DIM	4008321640413	423x30x21	163.2	2x6150
HO 80 W CONSTANT	1	QTi 1x35/49/80 GII	4008321383372	360x30x21	85	1x6800
HO 80 W CONSTANT	2	QTi 2x35/49/80 GII	4008321658951	424x30x21	167	2x6800
HO 80 W CONSTANT	1	QTP5 1x80	4008321329059	360x30x21	86	1x6800
HO 80 W CONSTANT	2	QT-FQ 2x80	4050300825564	424x30x21	175	2x6800

HO 80 W XT

Lamp	Ip	ECG type	EAN	LxWxH [mm]	System wattage [W]	Lamp luminous flux [lm]
HO 80 W XT	1	QTi DALI 1x35/49/80 DIM	4050300870342	360x30x21	88.1	1x6150
HO 80 W XT	2	QTi DALI 2x35/49/80 DIM	4050300870441	423x30x21	165	2x6150
HO 80 W XT	1	QTi 1x35/49/80 DIM	4050300870540	360x30x21	88.1	1x6150
HO 80 W XT	2	QTi 2x35/49/80 DIM	4050300870984	423x30x21	165	2x6150
HO 80 W XT	1	QT 1x80 DIM	4008321640314	360x30x21	82	1x6150
HO 80 W XT	2	QT 2x80 DIM	4008321640413	423x30x21	163.2	2x6150
HO 80 W XT	1	QTi 1x35/49/80 GII	4008321383372	360x30x21	85	1x6150
HO 80 W XT	2	QTi 2x35/49/80 GII	4008321658951	424x30x21	167	2x6150
HO 80 W XT	1	QTP5 1x80	4008321329059	360x30x21	86	1x6150
HO 80 W XT	2	QT-FQ 2x80	4050300825564	424x30x21	175	2x6300

HO 45 W ES

Lamp	Ip	ECG type	EAN	LxWxH [mm]	System wattage [W]	Lamp luminous flux [lm]
HO 45 W ES	1	QTi DALI 1x35/49/80 DIM	4050300870342	360x30x21	53.4	1x4600
HO 45 W ES	2	QTi DALI 2x35/49/80 DIM	4050300870441	423x30x21	101	2x4600
HO 45 W ES	1	QTi 1x35/49/80 DIM	4050300870540	360x30x21	53.4	1x4600
HO 45 W ES	2	QTi 2x35/49/80 DIM	4050300870984	423x30x21	101	2x4600
HO 45 W ES	1	QT 1x49 DIM	4008321640352	360x30x21	52.3	1x4300
HO 45 W ES	2	QT 2x49 DIM	4008321640451	423x30x21	103.9	2x4300
HO 45 W ES	1	QTi 1x28/54/35/49 GII	4008321383358	360x30x21	48	1x4300
HO 45 W ES	1	QTi 1x35/49/80 GII	4008321383372	360x30x21	48	1x4300
HO 45 W ES	2	QTi 2x28/54/35/49 GII	4008321383419	360x30x21	98	2x4300
HO 45 W ES	2	QTi 2x35/49/80 GII	4008321658951	424x30x21	95	2x4300
HO 45 W ES	1	QTP5 1x49	4008321329370	280x30x21	49	1x4300
HO 45 W ES	2	QTP5 2x49	4008321329431	360x30x21	100	2x4300
HO 45 W ES	1	QT-FIT 5 1x49	4008321832139	280x30x21	49	1x4300
HO 45 W ES	2	QT-FIT 5 2x49	4052899927070	280x30x21	98	2x4300

HO 50 W ES

Lamp	Ip	ECG type	EAN	LxWxH [mm]	System wattage [W]	Lamp luminous flux [lm]
HO 50 W ES	1	QTi DALI 1x28/54 DIM	4050300870809	360x30x21	59	1x4800
HO 50 W ES	2	QTi DALI 2x28/54 DIM	4050300870502	423x30x21	115	2x4800
HO 50 W ES	1	QTi 1x28/54 DIM	4050300870588	360x30x21	59	1x4800
HO 50 W ES	1	QTi 1x28/54/35/49 GII	4008321383358	360x30x21	54	1x4450
HO 50 W ES	2	QTi 2x28/54/35/49 GII	4008321383419	360x30x21	108	2x4450
HO 50 W ES	1	QTP5 1x54	4008321329394	280x30x21	54	1x4450
HO 50 W ES	2	QTP5 2x54	4008321329097	360x30x21	108	2x4450
HO 50 W ES	1	QTP-OPTIMAL 1x54-58	4008321873729	280x30x21	54	1x4450
HO 50 W ES	2	QTP-OPTIMAL 2x54-58	4008321880253	360x30x21	107	2x4450
HO 50 W ES	1	QT-FIT 5/8 1x54-58	4008321873828	280x30x21	59	1x4450
HO 50 W ES	2	QT-FIT 5/8 2x54-58	4052899927087	280x30x21	116	2x4450

HO 73 W ES

Lamp	Ip	ECG type	EAN	LxWxH [mm]	System wattage [W]	Lamp luminous flux [lm]
HO 73 W ES	1	QTi DALI 1x35/49/80 DIM	4050300870342	360x30x21	88	1x6650
HO 73 W ES	2	QTi DALI 2x35/49/80 DIM	4050300870441	423x30x21	165	2x6400
HO 73 W ES	1	QTi 1x35/49/80 DIM	4050300870540	360x30x21	88	1x6650
HO 73 W ES	2	QTi 2x35/49/80 DIM	4050300870984	423x30x21	165	2x6400
HO 73 W ES	1	QT 1x80 DIM	4008321640314	360x30x21	82	1x6150
HO 73 W ES	2	QT 2x80 DIM	4008321640413	423x30x21	163.2	2x6150
HO 73 W ES	1	QTi 1x35/49/80 GII	4008321383372	360x30x21	79	1x6150
HO 73 W ES	2	QTi 2x35/49/80 GII	4008321658951	424x30x21	155	2x6150
HO 73 W ES	1	QTP5 1x80	4008321329059	360x30x21	79	1x6150
HO 73 W ES	2	QT-FQ 2x80	4050300825564	424x30x21	162	2x6150

FC 22 W

Lamp	Ip	ECG type	EAN	LxWxH [mm]	System wattage [W]	Lamp luminous flux [lm]
FC 22 W	1	QTi DALI 1x14/24 DIM	4050300870380	360x30x21	25	1x1750
FC 22 W	2	QTi DALI 2x14/24 DIM	4050300870861	423x30x21	49	2x1750
FC 22 W	3	QTi DALI 3x14/24 DIM	4008321069955	360x40x21	73	3x1750
FC 22 W	4	QTi DALI 4x14/24 DIM	4008321070036	360x40x21	98	4x1750
FC 22 W	1	QTi DALI-T/E 1x18-57 DIM	4008321060808	123x79x33	26	1x1800
FC 22 W	2	QTi DALI-T/E 2x18-42 DIM	4008321060822	123x79x33	51	2x1800
FC 22 W	1	QTi 1x14/24 DIM	4050300870922	360x30x21	25	1x1750
FC 22 W	2	QTi 2x14/24 DIM	4050300870946	423x30x21	49	2x1750
FC 22 W	3	QTi 3x14/24 DIM	4008321069719	360x40x21	73	3x1750
FC 22 W	4	QTi 4x14/24 DIM	4008321069993	360x40x21	98	4x1750
FC 22 W	1	QTi-T/E 1x18-57 DIM	4008321060860	123x79x33	26	1x1750
FC 22 W	2	QTi-T/E 2x18-42 DIM	4008321060846	123x79x33	51	2x1750
FC 22 W	1	QTi 1x14/24/21/39 GII	4008321383334	360x30x21	25	1x1800
FC 22 W	2	QTi 2x14/24/21/39 GII	4008321383396	360x30x21	49	2x1800
FC 22 W	1	QTP-M 1x26-42	4008321329134	103x67x31	25	1x1800
FC 22 W	2	QTP-M 2x26-32	4008321329158	123x79x33	49	2x1800
FC 22 W	2	QT-M 2x26-42/220-240 S	4008321110022	123x79x33	54	2x1600
FC 22 W	1	QT-ECO 1x18-24/220-240 S	4050300638560	80x40x22	22.5	1x1650
FC 22 W	1	QT-ECO 1x18-24/220-240 L	4050300660417	150x22x22	22.5	1x1650

FC 22 + 40 W

Lamp	Ip	ECG type	EAN	LxWxH [mm]	System wattage [W]	Lamp luminous flux [lm]
FC 22 + 40 W	2	QTi DALI-T/E 2x18-42 DIM	4008321060822	123x79x33	70	2x5000
FC 22 + 40 W	2	QTi-T/E 2x18-42 DIM	4008321060846	123x79x33	70	2x5000
FC 22 + 40 W	2	QTP-M 2x26-32	4008321329158	123x79x33	67	2x5000
FC 22 + 40 W	2	QT-M 2x26-42/220-240 S	4008321110022	123x79x33	70	2x5000

FC 40 W

Lamp	Ip	ECG type	EAN	LxWxH [mm]	System wattage [W]	Lamp luminous flux [lm]
FC 40 W	1	QTi DALI 1x21/39 DIM	4050300870366	360x30x21	42	1x3100
FC 40 W	2	QTi DALI 2x21/39 DIM	4050300870489	423x30x21	82	2x3100
FC 40 W	1	QTi DALI-T/E 1x18-57 DIM	4008321060808	123x79x33	45	1x3200
FC 40 W	2	QTi DALI-T/E 2x18-42 DIM	4008321060822	123x79x33	87	2x3200
FC 40 W	1	QTi 1x21/39 DIM	4050300870564	360x30x21	42	1x3100
FC 40 W	2	QTi 2x21/39 DIM	4050300870694	423x30x21	82	2x3100
FC 40 W	1	QTi-T/E 1x18-57 DIM	4008321060860	123x79x33	45	1x3200
FC 40 W	2	QTi-T/E 2x18-42 DIM	4008321060846	123x79x33	87	2x3200
FC 40 W	1	QTi 1x14/24/21/39 GII	4008321383334	360x30x21	43	1x3200
FC 40 W	2	QTi 2x14/24/21/39 GII	4008321383396	360x30x21	88	2x3200
FC 40 W	1	QTP-M 1x26-42	4008321329134	103x67x31	43	1x3200
FC 40 W	2	QT-M 2x26-42/220-240 S	4008321110022	123x79x33	88	2x3200

FC 55 W

Lamp	Ip	ECG type	EAN	LxWxH [mm]	System wattage [W]	Lamp luminous flux [lm]
FC 55 W	1	QTi DALI 1x28/54 DIM	4050300870809	360x30x21	59	1x4450
FC 55 W	2	QTi DALI 2x28/54 DIM	4050300870502	423x30x21	115	2x4450
FC 55 W	1	QTi 1x28/54 DIM	4050300870588	360x30x21	59	1x4450
FC 55 W	2	QTi 2x28/54 DIM	4050300870717	423x30x21	115	2x4450
FC 55 W	1	QTi 1x35/49/80 GII	4008321383372	360x30x21	59	1x4200
FC 55 W	2	QTi 2x35/49/80 GII	4008321658951	424x30x21	119	2x4200
FC 55 W	1	QTP-FC 1x55	4008321537041	103x67x31	59	1x4200

L 4 W

Lamp	Ip	ECG type	EAN	LxWxH [mm]	System wattage [W]	Lamp luminous flux [lm]
L 4 W BASIC	1	QT-ECO 1x4-16/220-240 S	4050300638584	80x40x22	6.5	1x120
L 4 W BASIC	1	QT-ECO 1x4-16/220-240 L	4050300660370	150x22x22	6.5	1x120

L 6 W

Lamp	Ip	ECG type	EAN	LxWxH [mm]	System wattage [W]	Lamp luminous flux [lm]
L 6 W BASIC	1	QT-ECO 1x4-16/220-240 S	4050300638584	80x40x22	8.5	1x270
L 6 W BASIC	1	QT-ECO 1x4-16/220-240 L	4050300660370	150x22x22	8.5	1x270
L 6 W BASIC	2	QT-ECO 2x5-11/220-240 S	4050300821504	80x40x22	14.5	2x280

L 8 W

Lamp	Ip	ECG type	EAN	LxWxH [mm]	System wattage [W]	Lamp luminous flux [lm]
L 8 W BASIC	1	QT-ECO 1x4-16/220-240 S	4050300638584	80x40x22	10.5	1x450
L 8 W BASIC	1	QT-ECO 1x4-16/220-240 L	4050300660370	150x22x22	10.5	1x450
L 8 W BASIC	2	QT-ECO 2x5-11/220-240 S	4050300821504	80x40x22	17.5	2x450

L 10 W

Lamp	Ip	ECG type	EAN	LxWxH [mm]	System wattage [W]	Lamp luminous flux [lm]
L 10 W	1	QT-ECO 1x4-16/220-240 S	4050300638584	80x40x22	12	1x650
L 10 W	1	QT-ECO 1x4-16/220-240 L	4050300660370	150x22x22	12	1x650
L 10 W	2	QT-ECO 2x5-11/220-240 S	4050300821504	80x40x22	20	2x600

L 13 W

Lamp	Ip	ECG type	EAN	LxWxH [mm]	System wattage [W]	Lamp luminous flux [lm]
L 13 W BASIC	1	QT-ECO 1x4-16/220-240 S	4050300638584	80x40x22	15	1x950
L 13 W BASIC	1	QT-ECO 1x4-16/220-240 L	4050300660370	150x22x22	15	1x950

L 15 W

Lamp	Ip	ECG type	EAN	LxWxH [mm]	System wattage [W]	Lamp luminous flux [lm]
L 15 W	1	QTP-OPTIMAL 1x18-40	4008321873743	280x30x21	17	1x950
L 15 W	2	QTP-OPTIMAL 2x18-40	4008321873767	360x30x21	31	2x950
L 15 W	1	QTP-DL 1x18-24	4008321117861	239x30x28	17	1x950
L 15 W	2	QTP-DL 2x18-24	4008321117885	239x40x28	32	2x950
L 15 W	1	QT-ECO 1x18-24/220-240 S	4050300638560	80x40x22	17	1x950
L 15 W	1	QT-ECO 1x18-24/220-240 L	4050300660417	150x22x22	17	1x950

L 16 W

Lamp	Ip	ECG type	EAN	LxWxH [mm]	System wattage [W]	Lamp luminous flux [lm]
L 16 W	1	QT-ECO 1x4-16/220-240 S	4050300638584	80x40x22	16	1x1100
L 16 W	1	QT-ECO 1x4-16/220-240 L	4050300660370	150x22x22	16	1x1100

L 18 W

Lamp	Ip	ECG type	EAN	LxWxH [mm]	System wattage [W]	Lamp luminous flux [lm]
L 18 W	1	QTi DALI 1x18 DIM	4050300870403	360x30x21	18.3	1x1350
L 18 W	2	QTi DALI 2x18 DIM	4050300870526	423x30x21	36.5	2x1350
L 18 W	3	QTi DALI 3x18 DIM	4008321069979	360x40x21	53.6	3x1350
L 18 W	4	QTi DALI 4x18 DIM	4008321070050	360x40x21	69.3	4x1350
L 18 W	1	QTi 1x18 DIM	4050300870601	360x30x21	19	1x1350
L 18 W	2	QTi 2x18 DIM	4050300870960	423x30x21	37	2x1350
L 18 W	3	QTi 3x18 DIM	4008321069931	360x40x21	53.6	3x1350
L 18 W	4	QTi 4x18 DIM	4008321070012	360x40x21	69.3	4x1350
L 18 W	1	QT 1x18 DIM	4008321645647	360x30x21	18.9	1x1350
L 18 W	2	QT 2x18 DIM	4008321645852	423x30x21	37.7	2x1350
L 18 W	1	QTi 1x14/24/21/39 GII	4008321383334	360x30x21	19	1x1350
L 18 W	2	QTi 2x14/24/21/39 GII	4008321383396	360x30x21	37	2x1350
L 18 W	1	QTP8 1x18	4008321131584	360x30x30	18	1x1350
L 18 W	2	QTP8 2x18	4008321131607	423x30x30	35	2x1350
L 18 W	3	QTP8 3x18, (4x18)	4008321131706	423x40x30	56	3x1300
L 18 W	4	QTP8 (3x18), 4x18	4008321131706	423x40x30	73	4x1300
L 18 W	1	QTP-OPTIMAL 1x18-40	4008321873743	280x30x21	20	1x1350
L 18 W	2	QTP-OPTIMAL 2x18-40	4008321873767	360x30x21	39	2x1350
L 18 W	1	QT-FIT 5/8 1x18-39	4008321873927	280x30x21	21	1x1350
L 18 W	2	QT-FIT 5/8 2x18-39	4052899927018	280x30x21	39	2x1350
L 18 W	1	QT-FIT8 1x18	4052899926950	280x30x28	19	1x1350
L 18 W	2	QT-FIT8 2x18	4052899926981	360x30x28	36	2x1350
L 18 W	3	QT-FIT8 3x18, (4x18)	4008321691415	280x40x28	54	3x1350
L 18 W	4	QT-FIT8 (3x18), 4x18	4008321691415	280x40x28	74	4x1350
L 18 W	1	QTz8 1x18	4008321863263	150x40x28	20	1x1350
L 18 W	2	QTz8 2x18	4008321863300	150x40x28	23	2x1350
L 18 W	3	QTz8 3x18	4008321863348	210x40x30	54	3x1350
L 18 W	4	QTz8 4x18	4008321863362	210x40x30	54	4x1350
L 18 W	1	QTP-DL 1x18-24	4008321117861	239x30x28	18	1x1300
L 18 W	2	QTP-DL 2x18-24	4008321117885	239x40x28	37	2x1300
L 18 W	1	QTP-M 1x26-42	4008321329134	103x67x31	19	1x1350
L 18 W	2	QTP-M 2x26-32	4008321329158	123x79x33	36	2x1350
L 18 W	1	QT-ECO 1x18-24/220-240 S	4050300638560	80x40x22	19	1x1250
L 18 W	1	QT-ECO 1x18-24/220-240 L	4050300660417	150x22x22	19	1x1250

L 18 W U

Lamp	Ip	ECG type	EAN	LxWxH [mm]	System wattage [W]	Lamp luminous flux [lm]
L 18 W U	1	QTP8 1x18	4008321131584	360x30x30	21	1x1100
L 18 W U	1	QTP-OPTIMAL 1x18-40	4008321873743	280x30x21	20	1x1100
L 18 W U	2	QTP-OPTIMAL 2x18-40	4008321873767	360x30x21	39	2x1100
L 18 W U	1	QT-ECO 1x18-24/220-240 S	4050300638560	80x40x22	19.5	1x1100
L 18 W U	1	QT-ECO 1x18-24/220-240 L	4050300660417	150x22x22	19.5	1x1100

L 18 W XT

Lamp	Ip	ECG type	EAN	LxWxH [mm]	System wattage [W]	Lamp luminous flux [lm]
L 18 W XT	1	QTi DALI 1x18 DIM	4050300870403	360x30x21	18.3	1x1350
L 18 W XT	2	QTi DALI 2x18 DIM	4050300870526	423x30x21	36.5	2x1350
L 18 W XT	3	QTi DALI 3x18 DIM	4008321069979	360x40x21	53.6	3x1350
L 18 W XT	4	QTi DALI 4x18 DIM	4008321070050	360x40x21	69.3	4x1350
L 18 W XT	1	QTi 1x18 DIM	4050300870601	360x30x21	19	1x1350
L 18 W XT	2	QTi 2x18 DIM	4050300870960	423x30x21	37	2x1350
L 18 W XT	3	QTi 3x18 DIM	4008321069931	360x40x21	53.6	3x1350
L 18 W XT	4	QTi 4x18 DIM	4008321070012	360x40x21	69.3	4x1350
L 18 W XT	1	QTi 1x14/24/21/39 GII	4008321383334	360x30x21	19	1x1350
L 18 W XT	2	QTi 2x14/24/21/39 GII	4008321383396	360x30x21	37	2x1350
L 18 W XT	1	QTP8 1x18	4008321131584	360x30x30	18	1x1350
L 18 W XT	2	QTP8 2x18	4008321131607	423x30x30	35	2x1350
L 18 W XT	3	QTP8 3x18, (4x18)	4008321131706	423x40x30	56	3x1300
L 18 W XT	4	QTP8 (3x18), 4x18	4008321131706	423x40x30	73	4x1300
L 18 W XT	1	QTP-OPTIMAL 1x18-40	4008321873743	280x30x21	20	1x1350
L 18 W XT	2	QTP-OPTIMAL 2x18-40	4008321873767	360x30x21	39	2x1350
L 18 W XT	1	QT-FIT 5/8 1x18-39	4008321873927	280x30x21	21	1x1350
L 18 W XT	2	QT-FIT 5/8 2x18-39	4052899927018	280x30x21	39	2x1350
L 18 W XT	1	QT-FIT8 1x18	4052899926950	280x30x28	19	1x1350
L 18 W XT	2	QT-FIT8 2x18	4052899926981	360x30x28	36	2x1350
L 18 W XT	3	QT-FIT8 3x18, (4x18)	4008321691415	280x40x28	54	3x1350
L 18 W XT	4	QT-FIT8 (3x18), 4x18	4008321691415	280x40x28	74	4x1350
L 18 W XT	1	QTP-DL 1x18-24	4008321117861	239x30x28	18	1x1300
L 18 W XT	2	QTP-DL 2x18-24	4008321117885	239x40x28	37	2x1300
L 18 W XT	1	QTP-M 1x26-42	4008321329134	103x67x31	19	1x1350
L 18 W XT	2	QTP-M 2x26-32	4008321329158	123x79x33	36	2x1350

L 18 W XXT

Lamp	Ip	ECG type	EAN	LxWxH [mm]	System wattage [W]	Lamp luminous flux [lm]
L 18 W XXT	1	QTi DALI 1x18 DIM	4050300870403	360x30x21	18.3	1x1350
L 18 W XXT	2	QTi DALI 2x18 DIM	4050300870526	423x30x21	36.5	2x1350
L 18 W XXT	3	QTi DALI 3x18 DIM	4008321069979	360x40x21	53.6	3x1350
L 18 W XXT	4	QTi DALI 4x18 DIM	4008321070050	360x40x21	69.3	4x1350
L 18 W XXT	1	QTi 1x18 DIM	4050300870601	360x30x21	19	1x1350
L 18 W XXT	2	QTi 2x18 DIM	4050300870960	423x30x21	37	2x1350
L 18 W XXT	3	QTi 3x18 DIM	4008321069931	360x40x21	53.6	3x1350
L 18 W XXT	4	QTi 4x18 DIM	4008321070012	360x40x21	69.3	4x1350
L 18 W XXT	1	QTi 1x14/24/21/39 GII	4008321383334	360x30x21	19	1x1350
L 18 W XXT	2	QTi 2x14/24/21/39 GII	4008321383396	360x30x21	37	2x1350
L 18 W XXT	1	QTP8 1x18	4008321131584	360x30x30	18	1x1350
L 18 W XXT	2	QTP8 2x18	4008321131607	423x30x30	35	2x1350
L 18 W XXT	3	QTP8 3x18, 4x18	4008321131706	423x40x30	56	3x1300
L 18 W XXT	4	QTP8 3x18, 4x18	4008321131706	423x40x30	73	4x1300
L 18 W XXT	1	QTP-OPTIMAL 1x18-40	4008321873743	280x30x21	20	1x1350
L 18 W XXT	2	QTP-OPTIMAL 2x18-40	4008321873767	360x30x21	39	2x1350
L 18 W XXT	1	QT-FIT 5/8 1x18-39	4052899141704	280x30x21	21	1x1350
L 18 W XXT	2	QT-FIT 5/8 2x18-39	4052899927018	280x30x21	39	2x1350
L 18 W XXT	1	QT-FIT8 1x18	4052899926950	280x30x28	19	1x1350
L 18 W XXT	2	QT-FIT8 2x18	4052899926981	360x30x28	36	2x1350
L 18 W XXT	3	QT-FIT8 3x18, (4x18)	4008321691415	280x40x28	54	3x1350
L 18 W XXT	4	QT-FIT8 (3x18), 4x18	4008321691415	280x40x28	74	4x1350
L 18 W XXT	1	QTP-DL 1x18-24	4008321117861	239x30x28	18	1x1300
L 18 W XXT	2	QTP-DL 2x18-24	4008321117885	239x40x28	37	2x1300
L 18 W XXT	1	QTP-M 1x26-42	4008321329134	103x67x31	19	1x1350
L 18 W XXT	2	QTP-M 2x26-32	4008321329158	123x79x33	36	2x1350

L 30 W

Lamp	Ip	ECG type	EAN	LxWxH [mm]	System wattage [W]	Lamp luminous flux [lm]
L 30 W	1	QTi DALI 1x36 DIM	4050300870427	360x30x21	36	1x2250
L 30 W	2	QTi DALI 2x36 DIM	4050300870885	423x30x21	69	2x2250
L 30 W	1	QTi 1x36 DIM	4050300870625	360x30x21	36	1x2250
L 30 W	2	QTi 2x36 DIM	4050300870755	423x30x21	69	2x2250
L 30 W	1	QTP5 1x24-39	4008321329110	280x30x21	33	1x3000
L 30 W	2	QTP5 2x24-39	4008321329417	360x30x21	62	2x2850
L 30 W	1	QTP-OPTIMAL 1x18-40	4008321873743	280x30x21	36	1x2850
L 30 W	2	QTP-OPTIMAL 2x18-40	4008321873767	360x30x21	63	2x2850
L 30 W	1	QT-FIT 5/8 1x18-39	4008321873927	280x30x21	33	1x2350
L 30 W	2	QT-FIT 5/8 2x18-39	4052899927018	280x30x21	63	2x2350

L 36 W

Lamp	Ip	ECG type	EAN	LxWxH [mm]	System wattage [W]	Lamp luminous flux [lm]
L 36 W	1	QTi DALI 1x36 DIM	4050300870427	360x30x21	36	1x2700
L 36 W	2	QTi DALI 2x36 DIM	4050300870885	423x30x21	69	2x2700
L 36 W	1	QTi 1x36 DIM	4050300870625	360x30x21	36	1x3350
L 36 W	2	QTi 2x36 DIM	4050300870755	423x30x21	69	2x3350
L 36 W	1	QT 1x36 DIM	4008321645623	360x30x21	36	1x3350
L 36 W	2	QT 2x36 DIM	4008321645838	423x30x21	72.4	2x3350
L 36 W	1	QTi 1x14/24/21/39 GII	4008321383334	360x30x21	35	1x3350
L 36 W	2	QTi 2x14/24/21/39 GII	4008321383396	360x30x21	70	2x3200
L 36 W	1	QTP5 1x24-39	4008321329110	280x30x21	36	1x3200
L 36 W	2	QTP5 2x24-39	4008321329417	360x30x21	70	2x3200
L 36 W	1	QTP8 1x36	4008321131621	360x30x30	35	1x3200
L 36 W	2	QTP8 2x36	4008321131645	423x30x30	72	2x3200
L 36 W	1	QTP-OPTIMAL 1x18-40	4008321873743	280x30x21	36	1x3200
L 36 W	2	QTP-OPTIMAL 2x18-40	4008321873767	360x30x21	71	2x3200
L 36 W	1	QT-FIT 5/8 1x18-39	4008321873927	280x30x21	37	1x3200
L 36 W	2	QT-FIT 5/8 2x18-39	4008321873903	280x30x21	70	2x3200
L 36 W	1	QT-FIT8 1x36	4052899926967	280x30x28	36	1x3200
L 36 W	2	QT-FIT8 2x36	4052899926998	360x30x28	71	2x3200
L 36 W	1	QTz8 1x36	4008321863287	150x40x28	36	1x3200
L 36 W	2	QTz8 2x36	4008321863324	210x40x30	71	2x3200
L 36 W	1	QTP-DL 1x36-40	4008321117908	239x30x28	38	1x3400
L 36 W	2	QTP-DL 2x36-40	4008321117922	280x40x28	80.5	2x3400
L 36 W	1	QTP-M 1x26-42	4008321329134	103x67x31	35	1x3350
L 36 W	2	QT-M 2x26-42/220-240 S	4008321110022	123x79x33	70	2x3200

L 36 W -1

Lamp	Ip	ECG type	EAN	LxWxH [mm]	System wattage [W]	Lamp luminous flux [lm]
L 36 W -1	1	QTi DALI 1x36 DIM	4050300870427	360x30x21	36	1x2700
L 36 W -1	2	QTi DALI 2x36 DIM	4050300870885	423x30x21	69	2x2700
L 36 W -1	1	QTi 1x36 DIM	4050300870625	360x30x21	36	1x2700
L 36 W -1	2	QTi 2x36 DIM	4050300870755	423x30x21	69	2x2700
L 36 W -1	1	QTP8 1x58	4008321131669	360x30x30	40	1x3100
L 36 W -1	2	QTP8 2x58	4008321131683	423x30x30	83	2x3100
L 36 W -1	1	QTP-OPTIMAL 1x18-40	4008321873743	280x30x21	36	1x3100
L 36 W -1	2	QTP-OPTIMAL 2x18-40	4008321873767	360x30x21	71	2x3100
L 36 W -1	1	QTP-DL 1x36-40	4008321117908	239x30x28	31	1x2875
L 36 W -1	2	QTP-DL 2x36-40	4008321117922	280x40x28	60	2x2900

L 36 W XT

Lamp	Ip	ECG type	EAN	LxWxH [mm]	System wattage [W]	Lamp luminous flux [lm]
L 36 W XT	1	QTi DALI 1x36 DIM	4050300870427	360x30x21	36	1x3300
L 36 W XT	2	QTi DALI 2x36 DIM	4050300870885	423x30x21	37	2x3300
L 36 W XT	1	QTi 1x36 DIM	4050300870625	360x30x21	36	1x3300
L 36 W XT	2	QTi 2x36 DIM	4050300870755	423x30x21	37	2x3300
L 36 W XT	1	QTi 1x14/24/21/39 GII	4008321383334	360x30x21	35	1x3200
L 36 W XT	2	QTi 2x14/24/21/39 GII	4008321383396	360x30x21	70	2x3200
L 36 W XT	1	QTP8 1x36	4008321131621	360x30x30	35	1x3200
L 36 W XT	2	QTP8 2x36	4008321131645	423x30x30	72	2x3200
L 36 W XT	1	QTP-OPTIMAL 1x18-40	4008321873743	280x30x21	36	1x3200
L 36 W XT	2	QTP-OPTIMAL 2x18-40	4008321873767	360x30x21	71	2x3200
L 36 W XT	1	QT-FIT 5/8 1x18-39	4008321873927	280x30x21	16	1x3200
L 36 W XT	2	QT-FIT 5/8 2x18-39	4008321873903	280x30x21	70	2x3200
L 36 W XT	1	QT-FIT8 1x36	4008321294203	280x30x28	36	1x3200
L 36 W XT	2	QT-FIT8 2x36	4052899926998	360x30x28	71	2x3200

L 36 W XXT

Lamp	Ip	ECG type	EAN	LxWxH [mm]	System wattage [W]	Lamp luminous flux [lm]
L 36 W XXT	1	QTi DALI 1x36 DIM	4050300870427	360x30x21	36	1x3300
L 36 W XXT	2	QTi DALI 2x36 DIM	4050300870885	423x30x21	37	2x3300
L 36 W XXT	1	QTi 1x36 DIM	4050300870625	360x30x21	36	1x3300
L 36 W XXT	2	QTi 2x36 DIM	4050300870755	423x30x21	37	2x3300
L 36 W XXT	1	QTi 1x14/24/21/39 GII	4008321383334	360x30x21	35	1x3200
L 36 W XXT	2	QTi 2x14/24/21/39 GII	4008321383396	360x30x21	70	2x3200
L 36 W XXT	1	QTP8 1x36	4008321131621	360x30x30	35	1x3200
L 36 W XXT	2	QTP8 2x36	4008321131645	423x30x30	72	2x3200
L 36 W XXT	1	QTP-OPTIMAL 1x18-40	4008321873743	280x30x21	36	1x3200
L 36 W XXT	2	QTP-OPTIMAL 2x18-40	4008321873767	360x30x21	71	2x3200
L 36 W XXT	1	QT-FIT 5/8 1x18-39	4008321873927	280x30x21	37	1x3200
L 36 W XXT	2	QT-FIT 5/8 2x18-39	4008321873903	280x30x21	70	2x3200

L 38 W

Lamp	Ip	ECG type	EAN	LxWxH [mm]	System wattage [W]	Lamp luminous flux [lm]
L 38 W	1	QTi DALI 1x36 DIM	4050300870427	360x30x21	36	1x3300
L 38 W	2	QTi DALI 2x36 DIM	4050300870885	423x30x21	69	2x3300
L 38 W	1	QTi 1x36 DIM	4050300870625	360x30x21	36	1x3300
L 38 W	2	QTi 2x36 DIM	4050300870755	423x30x21	69	2x3350
L 38 W	1	QTi 1x14/24/21/39 GII	4008321383334	360x30x21	35	1x3300
L 38 W	1	QTP8 1x36	4008321131621	360x30x30	35	1x3200
L 38 W	2	QTP8 2x36	4008321131645	423x30x30	70	2x3200

L 58 W

Lamp	Ip	ECG type	EAN	LxWxH [mm]	System wattage [W]	Lamp luminous flux [lm]
L 58 W	1	QTi DALI 1x58 DIM	4050300870823	360x30x21	56	1x5000
L 58 W	2	QTi DALI 2x58 DIM	4050300870847	423x30x21	108	2x5000
L 58 W	2	QTi 2x58 DIM	4050300870731	423x30x21	108	2x5000
L 58 W	1	QT 1x58 DIM	4008321645609	360x30x21	55.7	1x5000
L 58 W	2	QT 2x58 DIM	4008321645814	423x30x21	110	2x5000
L 58 W	1	QTi 1x28/54/35/49 GII	4008321383358	360x30x21	55	1x5000
L 58 W	2	QTi 2x28/54/35/49 GII	4008321383419	360x30x21	109	2x5000
L 58 W	1	QTP5 1x54	4008321329394	280x30x21	55	1x5000
L 58 W	2	QTP5 2x54	4008321329097	360x30x21	109	2x5000
L 58 W	1	QTP8 1x58	4008321131669	360x30x30	55	1x5000
L 58 W	2	QTP8 2x58	4008321131683	423x30x30	110	2x5000
L 58 W	1	QTP-OPTIMAL 1x54-58	4008321873729	280x30x21	54	1x5000
L 58 W	2	QTP-OPTIMAL 2x54-58	4008321880253	360x30x21	112	2x5000
L 58 W	1	QT-FIT 5/8 1x54-58	4008321873828	280x30x21	54	1x5000
L 58 W	2	QT-FIT 5/8 2x54-58	4052899927087	280x30x21	107	2x5000
L 58 W	1	QT-FIT8 1x58-70	4008321294227	280x30x28	54	1x5000
L 58 W	2	QT-FIT8 2x58	4008321294289	360x30x28	109	2x5000
L 58 W	2	QT-FIT8 2x58-70	4052899151932	360x30x28	109	2x5000

L 58 W XT

Lamp	Ip	ECG type	EAN	LxWxH [mm]	System wattage [W]	Lamp luminous flux [lm]
L 58 W XT	1	QTi DALI 1x58 DIM	4050300870823	360x30x21	56	1x5000
L 58 W XT	2	QTi DALI 2x58 DIM	4050300870847	423x30x21	108	2x5000
L 58 W XT	2	QTi 2x58 DIM	4050300870731	423x30x21	108	2x5000
L 58 W XT	1	QTi 1x28/54/35/49 GII	4008321383358	360x30x21	55	1x5000
L 58 W XT	2	QTi 2x28/54/35/49 GII	4008321383419	360x30x21	109	2x5000
L 58 W XT	1	QTP8 1x36	4008321131621	360x30x30	55	1x5000
L 58 W XT	2	QTP8 2x36	4008321131645	423x30x30	110	2x5000
L 58 W XT	1	QTP-OPTIMAL 1x54-58	4008321873729	280x30x21	54	1x5000
L 58 W XT	2	QTP-OPTIMAL 2x54-58	4008321880253	360x30x21	112	2x5000
L 58 W XT	1	QT-FIT 5/8 1x54-58	4008321873828	280x30x21	54	1x5000
L 58 W XT	2	QT-FIT 5/8 2x54-58	4008321873842	280x30x21	107	2x5000
L 58 W XT	1	QT-FIT8 1x58-70	4008321294227	280x30x28	54	1x5000
L 58 W XT	2	QT-FIT8 2x58	4008321294289	360x30x28	109	2x5000
L 58 W XT	2	QT-FIT8 2x58-70	4052899151932	360x30x28	109	2x5000

L 58 W XXT

Lamp	Ip	ECG type	EAN	LxWxH [mm]	System wattage [W]	Lamp luminous flux [lm]
L 58 W XXT	1	QTi DALI 1x58 DIM	4050300870823	360x30x21	56	1x5000
L 58 W XXT	2	QTi DALI 2x58 DIM	4050300870847	423x30x21	108	2x5000
L 58 W XXT	2	QTi 2x58 DIM	4050300870731	423X30X21	108	2x5000
L 58 W XXT	1	QTi 1x28/54/35/49 GII	4008321383358	360x30x21	55	1x5000
L 58 W XXT	2	QTi 2x28/54/35/49 GII	4008321383419	360x30x21	109	2x5000
L 58 W XXT	1	QTP8 1x36	4008321131621	360x30x30	55	1x5000
L 58 W XXT	2	QTP8 2x36	4008321131645	423x30x30	110	2x5000
L 58 W XXT	1	QTP-OPTIMAL 1x54-58	4008321873729	280x30x21	54	1x5000
L 58 W XXT	2	QTP-OPTIMAL 2x54-58	4008321880253	360x30x21	112	2x5000
L 58 W XXT	1	QT-FIT 5/8 1x54-58	4052899927063	280x30x21	54	1x5000
L 58 W XXT	2	QT-FIT 5/8 2x54-58	4052899927087	280x30x21	107	2x5000

L 70 W

Lamp	Ip	ECG type	EAN	LxWxH [mm]	System wattage [W]	Lamp luminous flux [lm]
L 70 W	1	QTi DALI 1x21/39 DIM	4050300870366	360x30x21	70	1x6200
L 70 W	2	QTi DALI 2x21/39 DIM	4050300870489	423x30x21	128	2x6200
L 70 W	1	QTi 1x21/39 DIM	4050300870564	360x30x21	65.5	1x6200
L 70 W	2	QTi 2x21/39 DIM	4050300870694	423x30x21	128	2x6200
L 70 W	1	QT-FIT8 1x58-70	4052899926974	280x30x28	62	1x5900
L 70 W	2	QT-FIT8 2x58-70	4052899151932	360x30x28	124	2x5900

L 16 W ES

Lamp	Ip	ECG type	EAN	LxWxH [mm]	System wattage [W]	Lamp luminous flux [lm]
L 16 W ES	1	QTP-OPTIMAL 1x18-40	4008321873743	280x30x21	18	1x1100
L 16 W ES	2	QTP-OPTIMAL 2x18-40	4008321873767	360x30x21	33	2x1100
L 16 W ES	1	QT-FIT 5/8 1x18-39	4052899141704	280x30x21	18	1x1100
L 16 W ES	2	QT-FIT 5/8 2x18-39	4008321873903	280x30x21	33	2x1100
L 16 W ES	1	QT-FIT8 1x18	4008321294180	280x30x28	17.2	1x1100
L 16 W ES	2	QT-FIT8 2x18	4008321294241	360x30x28	32.4	2x1100
L 16 W ES	3	QT-FIT8 3x18. (4x18)	4008321691415	280x40x28	47.1	3x1100
L 16 W ES	4	QT-FIT8 (3x18). 4x18	4008321691415	280x40x28	21.2	4x1100

L 32 W ES

Lamp	Ip	ECG type	EAN	LxWxH [mm]	System wattage [W]	Lamp luminous flux [lm]
L 32 W ES	1	QTP-OPTIMAL 1x18-40	4008321873743	280x30x21	36	1x2500
L 32 W ES	2	QTP-OPTIMAL 2x18-40	4008321873767	360x30x21	71	2x2500
L 32 W ES	1	QT-FIT8 1x36	4008321294203	280x30x28	32	1x2500
L 32 W ES	2	QT-FIT8 2x36	4008321294265	360x30x28	64	2x2500

L 51 W ES

Lamp	Ip	ECG type	EAN	LxWxH [mm]	System wattage [W]	Lamp luminous flux [lm]
L 51 W ES	1	QT-FIT8 1x58-70	4008321294227	280x30x28	50	1x4200
L 51 W ES	2	QT-FIT8 2x58	4008321294289	360x30x28	96	2x4200
L 51 W ES	2	QT-FIT8 2x58-70	4052899151932	360x30x28	96	2x4200

L 22 W C

Lamp	Ip	ECG type	EAN	LxWxH [mm]	System wattage [W]	Lamp luminous flux [lm]
L 22 W C	1	QT-ECO 1x18-24/220-240 S	4050300638560	80x40x22	20	1x1250
L 22 W C	1	QT-ECO 1x18-24/220-240 L	4050300660417	150x22x22	20	1x1250

L 32 W C

Lamp	Ip	ECG type	EAN	LxWxH [mm]	System wattage [W]	Lamp luminous flux [lm]
L 32 W C	1	QTi DALI 1x36 DIM	4050300870427	360x30x21	36	1x2300
L 32 W C	2	QTi DALI 2x36 DIM	4050300870885	423x30x21	69	2x2300
L 32 W C	1	QTi 1x36 DIM	4050300870625	360x30x21	36	1x2300
L 32 W C	2	QTi 2x36 DIM	4050300870755	423x30x21	69	2x2300
L 32 W C	1	QTP8 1x36	4008321131621	360x30x30	34	1x2050

DULUX® L 18 W

Lamp	Ip	ECG type	EAN	LxWxH [mm]	System wattage [W]	Lamp luminous flux [lm]
DULUX L 18 W	1	QTi DALI 1x18 DIM	4050300870403	360x30x21	18	1x1200
DULUX L 18 W	2	QTi DALI 2x18 DIM	4050300870526	423x30x21	37	2x1200
DULUX L 18 W	3	QTi DALI 3x18 DIM	4008321069979	360x40x21	53.6	3x1200
DULUX L 18 W	4	QTi DALI 4x18 DIM	4008321070050	360x40x21	69.3	4x1200
DULUX L 18 W	1	QTi 1x18 DIM	4050300870601	360x30x21	19	1x1200
DULUX L 18 W	2	QTi 2x18 DIM	4050300870960	423x30x21	37	2x1200
DULUX L 18 W	3	QTi 3x18 DIM	4008321069931	360x40x21	53.6	3x1200
DULUX L 18 W	4	QTi 4x18 DIM	4008321070012	360x40x21	69.3	4x1200
DULUX L 18 W	1	QT 1x18 DIM	4008321645647	360x30x21	18.9	1x1350
DULUX L 18 W	2	QT 2x18 DIM	4008321645852	423x30x21	37.7	2x1350
DULUX L 18 W	1	QTP-OPTIMAL 1x18-40	4008321873743	280x30x21	19	1x1150
DULUX L 18 W	2	QTP-OPTIMAL 2x18-40	4008321873767	360x30x21	36	2x1150
DULUX L 18 W	1	QTP-DL 1x18-24	4008321117861	239x30x28	18	1x1200
DULUX L 18 W	2	QTP-DL 2x18-24	4008321117885	239x40x28	36	2x1200
DULUX L 18 W	1	QTP-M 1x26-42	4008321329134	103x67x31	18	1x1150
DULUX L 18 W	2	QTP-M 2x26-32	4008321329158	123x79x33	36	2x1150
DULUX L 18 W	1	QT-ECO 1x18-24/220-240 S	4050300638560	80x40x22	18	1x1200
DULUX L 18 W	1	QT-ECO 1x18-24/220-240 L	4050300660417	150x22x22	18	1x1200

DULUX® L 18 W XT

Lamp	Ip	ECG type	EAN	LxWxH [mm]	System wattage [W]	Lamp luminous flux [lm]
DULUX L 18 W XT	1	QTP-OPTIMAL 1x18-40	4008321873743	280x30x21	19	1x1150
DULUX L 18 W XT	2	QTP-OPTIMAL 2x18-40	4008321873767	360x30x21	36	2x1150
DULUX L 18 W XT	1	QTP-DL 1x18-24	4008321117861	239x30x28	18	1x1200
DULUX L 18 W XT	2	QTP-DL 2x18-24	4008321117885	239x40x28	36	2x1200
DULUX L 18 W XT	1	QTP-M 1x26-42	4008321329134	103x67x31	18	1x1150
DULUX L 18 W XT	2	QTP-M 2x26-32	4008321329158	123x79x33	36	2x1150

DULUX® L 24 W

Lamp	Ip	ECG type	EAN	LxWxH [mm]	System wattage [W]	Lamp luminous flux [lm]
DULUX L 24 W	1	QTi DALI 1x14/24 DIM	4050300870380	360x30x21	25	1x1600
DULUX L 24 W	2	QTi DALI 2x14/24 DIM	4050300870861	423x30x21	49	2x1800
DULUX L 24 W	3	QTi DALI 3x14/24 DIM	4008321069955	360x40x21	73	3x1800
DULUX L 24 W	4	QTi DALI 4x14/24 DIM	4008321070036	360x40x21	98	4x1800
DULUX L 24 W	1	QTi DALI-T/E 1x18-57 DIM	4008321060808	123x79x33	26	1x1200
DULUX L 24 W	2	QTi DALI-T/E 2x18-42 DIM	4008321060822	123x79x33	51	2x1200
DULUX L 24 W	1	QTi 1x14/24 DIM	4050300870922	360x30x21	25	1x1800
DULUX L 24 W	2	QTi 2x14/24 DIM	4050300870946	423x30x21	49	2x1800
DULUX L 24 W	3	QTi 3x14/24 DIM	4008321069719	360x40x21	73	3x1800
DULUX L 24 W	4	QTi 4x14/24 DIM	4008321069993	360x40x21	98	4x1800
DULUX L 24 W	1	QTP-OPTIMAL 1x18-40	4008321873743	280x30x21	27	1x1750
DULUX L 24 W	2	QTP-OPTIMAL 2x18-40	4008321873767	360x30x21	53	2x1750
DULUX L 24 W	1	QTP-DL 1x18-24	4008321117861	239x30x28	26	1x1800
DULUX L 24 W	2	QTP-DL 2x18-24	4008321117885	239x40x28	49	2x1800
DULUX L 24 W	1	QTP-M 1x26-42	4008321329134	103x67x31	25	1x1750
DULUX L 24 W	2	QTP-M 2x26-32	4008321329158	123x79x33	48	2x1750
DULUX L 24 W	2	QT-M 2x26-42/220-240 S	4008321110022	123x79x33	54	2x1750
DULUX L 24 W	1	QT-ECO 1x18-24/220-240 S	4050300638560	80x40x22	22.5	1x1600
DULUX L 24 W	1	QT-ECO 1x18-24/220-240 L	4050300660417	150x22x22	22.5	1x1600

DULUX® L 24 W XT

Lamp	Ip	ECG type	EAN	LxWxH [mm]	System wattage [W]	Lamp luminous flux [lm]
DULUX L 24 W XT	1	QTP-OPTIMAL 1x18-40	4008321873743	280x30x21	27	1x1750
DULUX L 24 W XT	2	QTP-OPTIMAL 2x18-40	4008321873767	360x30x21	53	2x1750
DULUX L 24 W XT	1	QTP-DL 1x18-24	4008321117861	239x30x28	26	1x1800
DULUX L 24 W XT	2	QTP-DL 2x18-24	4008321117885	239x40x28	49	2x1800
DULUX L 24 W XT	1	QTP-M 1x26-42	4008321329134	103x67x31	25	1x1750
DULUX L 24 W XT	2	QTP-M 2x26-32	4008321329158	123x79x33	48	2x1750
DULUX L 24 W XT	2	QT-M 2x26-42/220-240 S	4008321110022	123x79x33	54	2x1750

DULUX® L 36 W

Lamp	Ip	ECG type	EAN	LxWxH [mm]	System wattage [W]	Lamp luminous flux [lm]
DULUX L 36 W	1	QTi DALI 1x36 DIM	4050300870427	360x30x21	36	1x2900
DULUX L 36 W	2	QTi DALI 2x36 DIM	4050300870885	423x30x21	69	2x2900
DULUX L 36 W	1	QTi 1x36 DIM	4050300870625	360x30x21	36	1x2900
DULUX L 36 W	2	QTi 2x36 DIM	4050300870755	432x30c21	69	2x2900
DULUX L 36 W	1	QT 1x36 DIM	4008321645623	360x30x21	36	1x3350
DULUX L 36 W	2	QT 2x36 DIM	4008321645838	423x30x21	72.4	2x3350
DULUX L 36 W	1	QTi 1x14/24/21/39 GII	4008321383334	360x30x21	34	1x2750
DULUX L 36 W	2	QTi 2x14/24/21/39 GII	4008321383396	360x30x21	68	2x2800
DULUX L 36 W	1	QTP-OPTIMAL 1x18-40	4008321873743	280x30x21	35	1x2800
DULUX L 36 W	2	QTP-OPTIMAL 2x18-40	4008321873767	360x30x21	70	2x2800
DULUX L 36 W	1	QTP-DL 1x36-40	4008321117908	239x30x28	35	1x2900
DULUX L 36 W	2	QTP-DL 2x36-40	4008321117922	280x40x28	68	2x2900
DULUX L 36 W	1	QTP-M 1x26-42	4008321329134	103x67x31	35	1x2800
DULUX L 36 W	2	QTP-M 2x26-32	4008321329158	123x79x33	68	2x2800
DULUX L 36 W	2	QT-M 2x26-42/220-240 S	4008321110022	123x79x33	70	2x2800

DULUX® L 36 W XT

Lamp	Ip	ECG type	EAN	LxWxH [mm]	System wattage [W]	Lamp luminous flux [lm]
DULUX L 36 W XT	1	QTi DALI 1x36 DIM	4050300870427	360x30x21	36	1x2900
DULUX L 36 W XT	2	QTi DALI 2x36 DIM	4050300870885	423x30x21	69	2x2900
DULUX L 36 W XT	1	QTi 1x36 DIM	4050300870625	360x30x21	36	1x2900
DULUX L 36 W XT	2	QTi 2x36 DIM	4050300870755	423x30x21	69	2x2900
DULUX L 36 W XT	1	QTi 1x14/24/21/39 GII	4008321383334	360x30x21	34	1x2750
DULUX L 36 W XT	2	QTi 2x14/24/21/39 GII	4008321383396	360x30x21	68	2x2800
DULUX L 36 W XT	1	QTP-OPTIMAL 1x18-40	4008321873743	280x30x21	35	1x2800
DULUX L 36 W XT	2	QTP-OPTIMAL 2x18-40	4008321873767	360x30x21	70	2x2800
DULUX L 36 W XT	1	QTP-DL 1x36-40	4008321117908	239x30x28	35	1x2900
DULUX L 36 W XT	2	QTP-DL 2x36-40	4008321117922	280x40x28	68	2x2900
DULUX L 36 W XT	1	QTP-M 1x26-42	4008321329134	103x67x31	35	1x2800
DULUX L 36 W XT	2	QTP-M 2x26-32	4008321329158	123x79x33	68	2x2800
DULUX L 36 W XT	2	QT-M 2x26-42/220-240 S	4008321110022	123x79x33	70	2x2800

DULUX® L 40 W

Lamp	Ip	ECG type	EAN	LxWxH [mm]	System wattage [W]	Lamp luminous flux [lm]
DULUX L 40 W	1	QTi DALI 1x21/39 DIM	4050300870366	360x30x21	41.8	1x3500
DULUX L 40 W	2	QTi DALI 2x21/39 DIM	4050300870489	423x30x21	82	2x3500
DULUX L 40 W	1	QTi DALI-T/E 1x18-57 DIM	4008321060808	123x79x33	45	1x3500
DULUX L 40 W	2	QTi DALI-T/E 2x18-42 DIM	4008321060822	123x79x33	87	2x3500
DULUX L 40 W	1	QTi 1x21/39 DIM	4050300870564	360x30x21	41.8	1x3500
DULUX L 40 W	2	QTi 2x21/39 DIM	4050300870694	423x30x21	82	2x3500
DULUX L 40 W	1	QTi 1x14/24/21/39 GII	4008321383334	360x30x21	44	1x3500
DULUX L 40 W	2	QTi 2x14/24/21/39 GII	4008321383396	360x30x21	86	2x3500
DULUX L 40 W	1	QTP-OPTIMAL 1x18-40	4008321873743	280x30x21	44	1x3500
DULUX L 40 W	2	QTP-OPTIMAL 2x18-40	4008321873767	360x30x21	88	2x3500
DULUX L 40 W	1	QTP-DL 1x36-40	4008321117908	239x30x28	45	1x3600
DULUX L 40 W	2	QTP-DL 2x36-40	4008321117922	280x40x28	90	2x3650
DULUX L 40 W	1	QTP-M 1x26-42	4008321329134	103x67x31	43	1x3500

DULUX® L 40 W CONSTANT

Lamp	Ip	ECG type	EAN	LxWxH [mm]	System wattage [W]	Lamp luminous flux [lm]
DULUX L 40 W CONSTANT	1	QTi DALI 1x21/39 DIM	4050300870366	360x30x21	41.8	1x3500
DULUX L 40 W CONSTANT	2	QTi DALI 2x21/39 DIM	4050300870489	423x30x21	82	2x3500
DULUX L 40 W CONSTANT	1	QTi 1x21/39 DIM	4050300870564	360x30x21	41.8	1x3500
DULUX L 40 W CONSTANT	2	QTi 2x21/39 DIM	4050300870694	423x30x21	82	2x3500
DULUX L 40 W CONSTANT	1	QTi 1x14/24/21/39 GII	4008321383334	360x30x21	44	1x3500
DULUX L 40 W CONSTANT	2	QTi 2x14/24/21/39 GII	4008321383396	360x30x21	86	2x3500
DULUX L 40 W CONSTANT	1	QTP-OPTIMAL 1x18-40	4008321873743	280x30x21	44	1x3500
DULUX L 40 W CONSTANT	2	QTP-OPTIMAL 2x18-40	4008321873767	360x30x21	88	2x3500
DULUX L 40 W CONSTANT	1	QTP-DL 1x36-40	4008321117908	239x30x28	45	1x3600
DULUX L 40 W CONSTANT	2	QTP-DL 2x36-40	4008321117922	280x40x28	90	2x3650
DULUX L 40 W CONSTANT	1	QTP-M 1x26-42	4008321329134	103x67x31	43	1x3500

DULUX® L 55 W

Lamp	Ip	ECG type	EAN	LxWxH [mm]	System wattage [W]	Lamp luminous flux [lm]
DULUX L 55 W	1	QTi DALI 1x28/54 DIM	4050300870809	360x30x21	59	1x4800
DULUX L 55 W	2	QTi DALI 2x28/54 DIM	4050300870502	423x30x21	115	2x4800
DULUX L 55 W	1	QTi 1x28/54 DIM	4050300870588	360x30x21	59	1x4800
DULUX L 55 W	2	QTi 2x28/54 DIM	4050300870717	423x30x21	115	2x4800
DULUX L 55 W	1	QTi 1x35/49/80 GII	4008321383372	360x30x21	59	1x4800
DULUX L 55 W	2	QTi 2x35/49/80 GII	4008321658951	424x30x21	119	2x4800
DULUX L 55 W	1	QTP5 1x54	4008321329394	280x30x21	55	1x4500
DULUX L 55 W	2	QTP5 2x54	4008321329097	360x30x21	107	2x4500
DULUX L 55 W	2	QT-FQ 2x80	4050300825564	424x30x21	122	2x4800
DULUX L 55 W	1	QTP-OPTIMAL 1x54-58	4008321873729	280x30x21	50	1x4800
DULUX L 55 W	2	QTP-OPTIMAL 2x54-58	4008321880253	360x30x21	110	2x4800
DULUX L 55 W	1	QTP-DL 1x55 GII	4008321390158	280x30x21	59	1x4800
DULUX L 55 W	2	QTP-DL 2x55 GII	4008321390172	360x30x21	116	2x4800
DULUX L 55 W	1	QTP-FC 1x55	4008321537041	103x67x31	59	1x4800

DULUX® L 55 W CONSTANT

Lamp	Ip	ECG type	EAN	LxWxH [mm]	System wattage [W]	Lamp luminous flux [lm]
DULUX L 55 W CONSTANT	1	QTi DALI 1x28/54 DIM	4050300870809	360x30x21	59	1x4800
DULUX L 55 W CONSTANT	2	QTi DALI 2x28/54 DIM	4050300870502	423x30x21	115	2x4800
DULUX L 55 W CONSTANT	1	QTi 1x28/54 DIM	4050300870588	360x30x21	59	1x4800
DULUX L 55 W CONSTANT	2	QTi 2x28/54 DIM	4050300870717	423x30x21	115	2x4800
DULUX L 55 W CONSTANT	1	QTi 1x35/49/80 GII	4008321383372	360x30x21	59	1x4800
DULUX L 55 W CONSTANT	2	QTi 2x35/49/80 GII	4008321658951	424x30x21	119	2x4800
DULUX L 55 W CONSTANT	1	QTP5 1x54	4008321329394	280x30x21	55	1x4500
DULUX L 55 W CONSTANT	2	QTP5 2x54	4008321329097	360x30x21	107	2x4500
DULUX L 55 W CONSTANT	2	QT-FQ 2x80	4050300825564	424x30x21	122	2x4800
DULUX L 55 W CONSTANT	1	QTP-OPTIMAL 1x54-58	4008321873729	280x30x21	50	1x4800
DULUX L 55 W CONSTANT	2	QTP-OPTIMAL 2x54-58	4008321880253	360x30x21	110	2x4800
DULUX L 55 W CONSTANT	1	QTP-DL 1x55 GII	4008321390158	280x30x21	59	1x4800
DULUX L 55 W CONSTANT	2	QTP-DL 2x55 GII	4008321390172	360x30x21	116	2x4800
DULUX L 55 W CONSTANT	1	QTP-FC 1x55	4008321537041	103x67x31	59	1x4800

DULUX® L 55 W XT

Lamp	Ip	ECG type	EAN	LxWxH [mm]	System wattage [W]	Lamp luminous flux [lm]
DULUX L 55 W XT	1	QTi DALI 1x28/54 DIM	4050300870809	360x30x21	59	1x4800
DULUX L 55 W XT	2	QTi DALI 2x28/54 DIM	4050300870502	423x30x21	115	2x4800
DULUX L 55 W XT	1	QTi 1x28/54 DIM	4050300870588	360x30x21	59	1x4800
DULUX L 55 W XT	1	QTi 1x35/49/80 GII	4008321383372	360x30x21	59	1x4800
DULUX L 55 W XT	2	QTi 2x35/49/80 GII	4008321658951	424x30x21	119	2x4800
DULUX L 55 W XT	1	QTP5 1x54	4008321329394	280x30x21	55	1x4500
DULUX L 55 W XT	2	QTP5 2x54	4008321329097	360x30x21	107	2x4500
DULUX L 55 W XT	2	QT-FQ 2x80	4050300825564	424x30x21	122	2x4800
DULUX L 55 W XT	1	QTP-OPTIMAL 1x54-58	4008321873729	280x30x21	50	1x4800
DULUX L 55 W XT	2	QTP-OPTIMAL 2x54-58	4008321880253	360x30x21	110	2x4800
DULUX L 55 W XT	1	QTP-DL 1x55 GII	4008321390158	280x30x21	59	1x4800
DULUX L 55 W XT	2	QTP-DL 2x55 GII	4008321390172	360x30x21	116	2x4800
DULUX L 55 W XT	1	QTP-FC 1x55	4008321537041	103x67x31	59	1x4800

DULUX® L 80 W

Lamp	Ip	ECG type	EAN	LxWxH [mm]	System wattage [W]	Lamp luminous flux [lm]
DULUX L 80 W	1	QTi DALI 1x35/49/80 DIM	4050300870342	360x30x21	88	1x6000
DULUX L 80 W	2	QTi DALI 2x35/49/80 DIM	4050300870441	423x30x21	165	2x6000
DULUX L 80 W	1	QTi 1x35/49/80 DIM	4050300870540	360x30x21	88	1x6000
DULUX L 80 W	2	QTi 2x35/49/80 DIM	4050300870984	423x30x21	165	2x6000
DULUX L 80 W	1	QT 1x80 DIM	4008321640314	360x30x21	82	1x6150
DULUX L 80 W	2	QT 2x80 DIM	4008321640413	423x30x21	163.2	2x6150
DULUX L 80 W	1	QTi 1x35/49/80 GII	4008321383372	360x30x21	85	1x6000
DULUX L 80 W	2	QTi 2x35/49/80 GII	4008321658951	424x30x21	167	2x6000
DULUX L 80 W	1	QTP5 1x80	4008321329059	360x30x21	86	1x6000
DULUX L 80 W	2	QT-FQ 2x80	4050300825564	424x30x21	175	2x6150

DULUX® L 80 W CONSTANT

Lamp	Ip	ECG type	EAN	LxWxH [mm]	System wattage [W]	Lamp luminous flux [lm]
DULUX L 80 W CONSTANT	1	QTi DALI 1x35/49/80 DIM	4050300870342	360x30x21	88	1x6000
DULUX L 80 W CONSTANT	2	QTi DALI 2x35/49/80 DIM	4050300870441	423x30x21	165	2x6000
DULUX L 80 W CONSTANT	1	QTi 1x35/49/80 DIM	4050300870540	360x30x21	88	1x6000
DULUX L 80 W CONSTANT	2	QTi 2x35/49/80 DIM	4050300870984	423x30x21	165	2x6000
DULUX L 80 W CONSTANT	1	QT 1x80 DIM	4008321640314	360x30x21	82	1x6150
DULUX L 80 W CONSTANT	2	QT 2x80 DIM	4008321640413	423x30x21	163.2	2x6150
DULUX L 80 W CONSTANT	1	QTi 1x35/49/80 GII	4008321383372	360x30x21	85	1x6000
DULUX L 80 W CONSTANT	2	QTi 2x35/49/80 GII	4008321658951	424x30x21	167	2x6000
DULUX L 80 W CONSTANT	1	QTP5 1x80	4008321329059	360x30x21	86	1x6000
DULUX L 80 W CONSTANT	2	QT-FQ 2x80	4050300825564	424x30x21	175	2x6150

DULUX® L 16 W HE

Lamp	Ip	ECG type	EAN	LxWxH [mm]	System wattage [W]	Lamp luminous flux [lm]
DULUX L 16 W HE	1	QTi 1x28/54/35/49 GII	4008321383358	360x30x21	18	1x1500
DULUX L 16 W HE	2	QTi 2x28/54/35/49 GII	4008321383419	360x30x21	35	2x1500
DULUX L 16 W HE	1	QTP5 1x14-35	4008321329035	280x30x21	17.5	1x1500
DULUX L 16 W HE	2	QTP5 2x14-35	4008321329073	360x30x21	34	2x1500

DULUX® L 22 W HE

Lamp	Ip	ECG type	EAN	LxWxH [mm]	System wattage [W]	Lamp luminous flux [lm]
DULUX L 22 W HE	1	QTi DALI 1x21/39 DIM	4050300870366	360x30x21	23.1	1x2000
DULUX L 22 W HE	2	QTi DALI 2x21/39 DIM	4050300870489	423x30x21	45	2x2000
DULUX L 22 W HE	1	QTi 1x21/39 DIM	4050300870564	360x30x21	23.1	1x2000
DULUX L 22 W HE	2	QTi 2x21/39 DIM	4050300870694	423x30x21	45	2x2000
DULUX L 22 W HE	1	QTi 1x28/54/35/49 GII	4008321383358	360x30x21	25	1x2200
DULUX L 22 W HE	2	QTi 2x28/54/35/49 GII	4008321383419	360x30x21	49	2x2200
DULUX L 22 W HE	2	QTP5 2x14-35	4008321329073	360x30x21	48	2x2055
DULUX L 22 W HE	1	QTP5 1x14-35	4008321329035	280x30x21	24	1x2055

DULUX® L 26 W HE

Lamp	Ip	ECG type	EAN	LxWxH [mm]	System wattage [W]	Lamp luminous flux [lm]
DULUX L 26 W HE	1	QTi DALI 1x28/54 DIM	4050300870809	360x30x21	30,1	1x2700
DULUX L 26 W HE	2	QTi DALI 2x28/54 DIM	4050300870502	423x30x21	60,2	2x2700
DULUX L 26 W HE	1	QTi 1x28/54 DIM	4050300870588	360x30x21	30,1	1x2700
DULUX L 26 W HE	2	QTi 2x28/54 DIM	4050300870717	423x30x21	60,2	2x2700
DULUX L 26 W HE	1	QT 1x28 DIM	4008321640390	360x30x21	30,8	1x2600
DULUX L 26 W HE	2	QT 2x28 DIM	4008321640499	423x30x21	59,8	2x2600
DULUX L 26 W HE	1	QTi 1x28/54/35/49 GII	4008321383358	360x30x21	30	1x2600
DULUX L 26 W HE	1	QTi 1x35/49/80 GII	4008321383372	360x30x21	30	1x2600
DULUX L 26 W HE	2	QTi 2x28/54/35/49 GII	4008321383419	360x30x21	58	2x2600
DULUX L 26 W HE	2	QTi 2x35/49/80 GII	4008321658951	424x30x21	61	2x2700
DULUX L 26 W HE	1	QTP5 1x14-35	4008321329035	280x30x21	29	1x2470
DULUX L 26 W HE	2	QTP5 2x14-35	4008321329073	360x30x21	57	2x2470

DULUX® L 28 W HE

Lamp	Ip	ECG type	EAN	LxWxH [mm]	System wattage [W]	Lamp luminous flux [lm]
DULUX L 28 W HE	1	QTi DALI 1x28/54 DIM	4050300870809	360x30x21	30,1	1x2700
DULUX L 28 W HE	2	QTi DALI 2x28/54 DIM	4050300870502	423x30x21	60,2	2x2700
DULUX L 28 W HE	1	QTi 1x28/54 DIM	4050300870588	360x30x21	30,1	1x2800
DULUX L 28 W HE	2	QTi 2x28/54 DIM	4050300870717	423x30x21	60,2	2x2800
DULUX L 28 W HE	1	QT 1x28 DIM	4008321640390	360x30x21	30,8	1x2600
DULUX L 28 W HE	2	QT 2x28 DIM	4008321640499	423x30x21	59,8	2x2600
DULUX L 28 W HE	1	QTi 1x28/54/35/49 GII	4008321383358	360x30x21	31	1x2700
DULUX L 28 W HE	1	QTi 1x35/49/80 GII	4008321383372	360x30x21	31	1x2700
DULUX L 28 W HE	2	QTi 2x14/24/21/39 GII	4008321383396	360x30x21	60	2x2750
DULUX L 28 W HE	2	QTi 2x28/54/35/49 GII	4008321383419	360x30x21	60	2x2700
DULUX L 28 W HE	2	QTi 2x35/49/80 GII	4008321658951	424x30x21	59	2x2650
DULUX L 28 W HE	1	QTP5 1x14-35	4008321329035	280x30x21	28,5	1x2550
DULUX L 28 W HE	2	QTP5 2x14-35	4008321329073	360x30x21	56	2x2525

DULUX® F 18 W

Lamp	Ip	ECG type	EAN	LxWxH [mm]	System wattage [W]	Lamp luminous flux [lm]
DULUX F 18 W	1	QTi DALI 1x18 DIM	4050300870403	360x30x21	18	1x1100
DULUX F 18 W	2	QTi DALI 2x18 DIM	4050300870526	423x30x21	37	2x1100
DULUX F 18 W	3	QTi DALI 3x18 DIM	4008321069979	360x40x21	53,6	3x1100
DULUX F 18 W	4	QTi DALI 4x18 DIM	4008321070050	360x40x21	69,3	4x1100
DULUX F 18 W	1	QTi 1x18 DIM	4050300870601	360x30x21	18	1x1100
DULUX F 18 W	2	QTi 2x18 DIM	4050300870960	423x30x21	37	2x1100
DULUX F 18 W	3	QTi 3x18 DIM	4008321069931	360x40x21	53,6	3x1100
DULUX F 18 W	4	QTi 4x18 DIM	4008321070012	360x40x21	69,3	4x1100
DULUX F 18 W	1	QTP-OPTIMAL 1x18-40	4008321873743	280x30x21	18	1x1050
DULUX F 18 W	2	QTP-OPTIMAL 2x18-40	4008321873767	360x30x21	33	2x1050
DULUX F 18 W	1	QTP-DL 1x18-24	4008321117861	239x30x28	18	1x1100
DULUX F 18 W	2	QTP-DL 2x18-24	4008321117885	239x40x28	36	2x1100
DULUX F 18 W	1	QTP-M 1x26-42	4008321329134	103x67x31	19	1x1050
DULUX F 18 W	2	QTP-M 2x26-32	4008321329158	123x79x33	36	2x1050
DULUX F 18 W	1	QT-ECO 1x18-24/220-240 S	4050300638560	80x40x22	18	1x1000
DULUX F 18 W	1	QT-ECO 1x18-24/220-240 L	4050300660417	150x22x22	18	1x1000

DULUX® F 24 W

Lamp	Ip	ECG type	EAN	LxWxH [mm]	System wattage [W]	Lamp luminous flux [lm]
DULUX F 24 W	1	QTi DALI 1x14/24 DIM	4050300870380	360x30x21	25	1x1700
DULUX F 24 W	2	QTi DALI 2x14/24 DIM	4050300870861	423x30x21	49	2x1700
DULUX F 24 W	3	QTi DALI 3x14/24 DIM	4008321069955	360x40x21	73,4	3x1700
DULUX F 24 W	4	QTi DALI 4x14/24 DIM	4008321070036	360x40x21	97,6	4x1700
DULUX F 24 W	1	QTi 1x14/24 DIM	4050300870922	360x30x21	25	1x1700
DULUX F 24 W	2	QTi 2x14/24 DIM	4050300870946	423x30x21	49	2x1700
DULUX F 24 W	3	QTi 3x14/24 DIM	4008321069719	360x40x21	74	3x1700
DULUX F 24 W	4	QTi 4x14/24 DIM	4008321069993	360x40x21	97,6	4x1800
DULUX F 24 W	1	QTP-OPTIMAL 1x18-40	4008321873743	280x30x21	25	1x1650
DULUX F 24 W	2	QTP-OPTIMAL 2x18-40	4008321873767	360x30x21	50	2x1650
DULUX F 24 W	1	QTP-DL 1x18-24	4008321117861	239x30x28	26	1x1700
DULUX F 24 W	2	QTP-DL 2x18-24	4008321117885	239x40x28	49	2x1700
DULUX F 24 W	1	QTP-M 1x26-42	4008321329134	103x67x31	25	1x1650
DULUX F 24 W	2	QTP-M 2x26-32	4008321329158	123x79x33	48	2x1650
DULUX F 24 W	2	QT-M 2x26-42/220-240 S	4008321110022	123x79x33	54	2x1700
DULUX F 24 W	1	QT-ECO 1x18-24/220-240 S	4050300638560	80x40x22	22,5	1x1500
DULUX F 24 W	1	QT-ECO 1x18-24/220-240 L	4050300660417	150x22x22	22,5	1x1500

DULUX® F 36 W

Lamp	Ip	ECG type	EAN	LxWxH [mm]	System wattage [W]	Lamp luminous flux [lm]
DULUX F 36 W	1	QTi DALI 1x36 DIM	4050300870427	360x30x21	36	1x2900
DULUX F 36 W	2	QTi DALI 2x36 DIM	4050300870885	423x30x21	69	2x2900
DULUX F 36 W	1	QTi 1x36 DIM	4050300870625	360x30x21	36	1x2900
DULUX F 36 W	2	QTi 2x36 DIM	4050300870755	423x30x21	69	2x2900
DULUX F 36 W	1	QTi 1x14/24/21/39 GII	4008321383334	360x30x21	34	1x2750
DULUX F 36 W	2	QTi 2x14/24/21/39 GII	4008321383396	360x30x21	66	2x2800
DULUX F 36 W	1	QTP-OPTIMAL 1x18-40	4008321873743	280x30x21	34	1x2700
DULUX F 36 W	2	QTP-OPTIMAL 2x18-40	4008321873767	360x30x21	67	2x2700
DULUX F 36 W	1	QTP-DL 1x36-40	4008321117908	239x30x28	35	1x2800
DULUX F 36 W	2	QTP-DL 2x36-40	4008321117922	280x40x28	68	2x2800
DULUX F 36 W	1	QTP-M 1x26-42	4008321329134	103x67x31	35	1x2700
DULUX F 36 W	2	QTP-M 2x26-32	4008321329158	123x79x33	68	2x2700
DULUX F 36 W	2	QT-M 2x26-42/220-240 S	4008321110022	123x79x33	70	2x2700

DULUX® S/E 7 W

Lamp	Ip	ECG type	EAN	LxWxH [mm]	System wattage [W]	Lamp luminous flux [lm]
DULUX S/E 7 W	1	QT-ECO 1x4-16/220-240 S	4050300638584	80x40x22	9	1x400
DULUX S/E 7 W	1	QT-ECO 1x4-16/220-240 L	4050300660370	150x22x22	9	1x400
DULUX S/E 7 W	2	QT-ECO 2x5-11/220-240 S	4050300821504	80x40x22	15	2x400

DULUX® S/E 9 W

Lamp	Ip	ECG type	EAN	LxWxH [mm]	System wattage [W]	Lamp luminous flux [lm]
DULUX S/E 9 W	1	QTP-D/E 1x10-13	4008321181572	93x58x29	9,5	1x600
DULUX S/E 9 W	2	QTP-D/E 2x10-13	4008321181596	123x79x33	18	2x600
DULUX S/E 9 W	1	QT-ECO 1x4-16/220-240 S	4050300638584	80x40x22	10	1x600
DULUX S/E 9 W	1	QT-ECO 1x4-16/220-240 L	4050300660370	150x22x22	10	1x600
DULUX S/E 9 W	2	QT-ECO 2x5-11/220-240 S	4050300821504	80x40x22	18	2x550

DULUX® S/E 11 W

Lamp	Ip	ECG type	EAN	LxWxH [mm]	System wattage [W]	Lamp luminous flux [lm]
DULUX S/E 11 W	1	QTP-D/E 1x10-13	4008321181572	93x58x29	14	1x900
DULUX S/E 11 W	2	QTP-D/E 2x10-13	4008321181596	123x79x33	28	2x950
DULUX S/E 11 W	1	QT-ECO 1x4-16/220-240 S	4050300638584	80x40x22	13	1x900
DULUX S/E 11 W	1	QT-ECO 1x4-16/220-240 L	4050300660370	150x22x22	13	1x900
DULUX S/E 11 W	2	QT-ECO 2x5-11/220-240 S	4050300821504	80x40x22	24	2x700

DULUX® D/E 10 W

Lamp	Ip	ECG type	EAN	LxWxH [mm]	System wattage [W]	Lamp luminous flux [lm]
DULUX D/E 10 W	1	QTP-D/E 1x10-13	4008321181572	93x58x29	12	1x600
DULUX D/E 10 W	2	QTP-D/E 2x10-13	4008321181596	123x79x33	21	2x600
DULUX D/E 10 W	1	QT-ECO 1x4-16/220-240 S	4050300638584	80x40x22	11.5	1x600
DULUX D/E 10 W	1	QT-ECO 1x4-16/220-240 L	4050300660370	150x22x22	11.5	1x600
DULUX D/E 10 W	2	QT-ECO 2x5-11/220-240 S	4050300821504	80x40x22	20	2x600

DULUX® D/E 13 W

Lamp	Ip	ECG type	EAN	LxWxH [mm]	System wattage [W]	Lamp luminous flux [lm]
DULUX D/E 13 W	1	QTP-D/E 1x10-13	4008321181572	93x58x29	15	1x900
DULUX D/E 13 W	2	QTP-D/E 2x10-13	4008321181596	123x79x33	29	2x900
DULUX D/E 13 W	1	QT-ECO 1x4-16/220-240 S	4050300638584	80x40x22	14	1x850
DULUX D/E 13 W	1	QT-ECO 1x4-16/220-240 L	4050300660370	150x22x22	14	1x850

DULUX® D/E 18 W

Lamp	Ip	ECG type	EAN	LxWxH [mm]	System wattage [W]	Lamp luminous flux [lm]
DULUX D/E 18 W	1	QTi DALI-T/E 1x18-57 DIM	4008321060808	123x79x33	20	1x1200
DULUX D/E 18 W	2	QTi DALI-T/E 2x18-42 DIM	4008321060822	123x79x33	38	2x1200
DULUX D/E 18 W	1	QTi-T/E 1x18-57 DIM	4008321060860	123x79x33	20	1x1200
DULUX D/E 18 W	2	QTi-T/E 2x18-42 DIM	4008321060846	123x79x33	38	2x1200
DULUX D/E 18 W	1	QTP-T/E 1X18, (2X18)	4008321537065	103x67x31	19	1x1200
DULUX D/E 18 W	2	QTP-T/E (1X18), 2X18	4008321537065	103x67x31	36	2x1200
DULUX D/E 18 W	1	QT-ECO 1x18-21/220-240 S	4050300794907	80x40x22	19	1x1150

DULUX® D/E 26 W

Lamp	Ip	ECG type	EAN	LxWxH [mm]	System wattage [W]	Lamp luminous flux [lm]
DULUX D/E 26 W	1	QTi DALI-T/E 1x18-57 DIM	4008321060808	123x79x33	29	1x1800
DULUX D/E 26 W	2	QTi DALI-T/E 2x18-42 DIM	4008321060822	123x79x33	56	2x1800
DULUX D/E 26 W	1	QTi-T/E 1x18-57 DIM	4008321060860	123x79x33	29	1x1800
DULUX D/E 26 W	2	QTi-T/E 2x18-42 DIM	4008321060846	123x79x33	56	2x1800
DULUX D/E 26 W	1	QTP-T/E 1x26-42, (2x26)	4008321537089	103x67x31	28	1x1750
DULUX D/E 26 W	2	QTP-T/E (1x26-42), 2x26	4008321537089	103x67x31	54	2x1750
DULUX D/E 26 W	1	QTP-M 1x26-42	4008321329134	103x67x31	27	1x1750
DULUX D/E 26 W	2	QTP-M 2x26-32	4008321329158	123x79x33	53	2x1750
DULUX D/E 26 W	2	QT-M 2x26-42/220-240 S	4008321110022	123x79x33	54	2x1800
DULUX D/E 26 W	1	QT-ECO 1x26/220-240 S	4008321065971	80x40x22	23,5	1x1600

DULUX® D/E 26 W XT

Lamp	Ip	ECG type	EAN	LxWxH [mm]	System wattage [W]	Lamp luminous flux [lm]
DULUX D/E 26 W XT	1	QTP-T/E 1x26-42, (2x26)	4008321537089	103x67x31	28	1x1750
DULUX D/E 26 W XT	2	QTP-T/E (1x26-42), 2x26	4008321537089	103x67x31	54	2x1750
DULUX D/E 26 W XT	1	QTP-M 1x26-42	4008321329134	103x67x31	27	1x1750
DULUX D/E 26 W XT	2	QTP-M 2x26-32	4008321329158	123x79x33	53	2x1750
DULUX D/E 26 W XT	1	QT-ECO 1x26/220-240 S	4008321065971	80x40x22	23,5	1x1600

DULUX® T/E 13 W

Lamp	Ip	ECG type	EAN	LxWxH [mm]	System wattage [W]	Lamp luminous flux [lm]
DULUX T/E 13 W	1	QTP-D/E 1x10-13	4008321181572	93x58x29	15	1x900
DULUX T/E 13 W	2	QTP-D/E 2x10-13	4008321181596	123x79x33	29	2x900
DULUX T/E 13 W	1	QT-ECO 1x4-16/220-240 S	4050300638584	80x40x22	14	1x800
DULUX T/E 13 W	1	QT-ECO 1x4-16/220-240 L	4050300660370	150x22x22	14	1x800

DULUX® T/E 18 W

Lamp	Ip	ECG type	EAN	LxWxH [mm]	System wattage [W]	Lamp luminous flux [lm]
DULUX T/E 18 W	1	QTi DALI-T/E 1x18-57 DIM	4008321060808	123x79x33	20	1x1200
DULUX T/E 18 W	2	QTi DALI-T/E 2x18-42 DIM	4008321060822	123x79x33	38	2x1200
DULUX T/E 18 W	1	QTi-T/E 1x18-57 DIM	4008321060860	123x79x33	20	1x1200
DULUX T/E 18 W	2	QTi-T/E 2x18-42 DIM	4008321060846	123x79x33	38	2x1200
DULUX T/E 18 W	1	QTP-T/E 1X18, (2X18)	4008321537065	103x67x31	19	1x1200
DULUX T/E 18 W	2	QTP-T/E (1X18), 2X18	4008321537065	103x67x31	36	2x1200
DULUX T/E 18 W	1	QT-ECO 1x18-21/220-240 S	4050300794907	80x40x22	19	1x1150

DULUX® T/E 26 W

Lamp	Ip	ECG type	EAN	LxWxH [mm]	System wattage [W]	Lamp luminous flux [lm]
DULUX T/E 26 W	1	QTi DALI-T/E 1x18-57 DIM	4008321060808	123x79x33	29	1x1800
DULUX T/E 26 W	2	QTi DALI-T/E 2x18-42 DIM	4008321060822	123x79x33	56	2x1800
DULUX T/E 26 W	1	QTi-T/E 1x18-57 DIM	4008321060860	123x79x33	29	1x1800
DULUX T/E 26 W	2	QTi-T/E 2x18-42 DIM	4008321060846	123x79x33	56	2x1800
DULUX T/E 26 W	1	QTP-T/E 1x26-42, (2x26)	4008321537089	103x67x31	28	1x1750
DULUX T/E 26 W	2	QTP-T/E (1x26-42), 2x26	4008321537089	103x67x31	54	2x1750
DULUX T/E 26 W	1	QTP-M 1x26-42	4008321329134	103x67x31	27	1x1750
DULUX T/E 26 W	2	QTP-M 2x26-32	4008321329158	123x79x33	53	2x1750
DULUX T/E 26 W	2	QT-M 2x26-42/220-240 S	4008321110022	123x79x33	54	2x1800
DULUX T/E 26 W	1	QT-ECO 1x26/220-240 S	4008321065971	80x40x22	23,5	1x1600

DULUX® T/E 26 W CONSTANT

Lamp	Ip	ECG type	EAN	LxWxH [mm]	System wattage [W]	Lamp luminous flux [lm]
DULUX T/E 26 W CONSTANT	1	QTi DALI-T/E 1x18-57 DIM	4008321060808	123x79x33	29	1x1800
DULUX T/E 26 W CONSTANT	2	QTi DALI-T/E 2x18-42 DIM	4008321060822	123x79x33	56	2x1800
DULUX T/E 26 W CONSTANT	1	QTi-T/E 1x18-57 DIM	4008321060860	123x79x33	29	1x1800
DULUX T/E 26 W CONSTANT	2	QTi-T/E 2x18-42 DIM	4008321060846	123x79x33	56	2x1800
DULUX T/E 26 W CONSTANT	1	QTP-T/E 1x26-42, (2x26)	4008321537089	103x67x31	28	1x1750
DULUX T/E 26 W CONSTANT	2	QTP-T/E (1x26-42), 2x26	4008321537089	103x67x31	54	2x1750
DULUX T/E 26 W CONSTANT	1	QTP-M 1x26-42	4008321329134	103x67x31	27	1x1750
DULUX T/E 26 W CONSTANT	2	QTP-M 2x26-32	4008321329158	123x79x33	53	2x1750
DULUX T/E 26 W CONSTANT	2	QT-M 2x26-42/220-240 S	4008321110022	123x79x33	54	2x1800

DULUX® T/E 32 W

Lamp	Ip	ECG type	EAN	LxWxH [mm]	System wattage [W]	Lamp luminous flux [lm]
DULUX T/E 32 W	1	QTi DALI-T/E 1x18-57 DIM	4008321060808	123x79x33	36	1x2400
DULUX T/E 32 W	2	QTi DALI-T/E 2x18-42 DIM	4008321060822	123x79x33	69	2x2400
DULUX T/E 32 W	1	QTi-T/E 1x18-57 DIM	4008321060860	123x79x33	36	1x2400
DULUX T/E 32 W	2	QTi-T/E 2x18-42 DIM	4008321060846	123x79x33	69	2x2400
DULUX T/E 32 W	1	QTP-T/E 1x26-42, (2x26)	4008321537089	103x67x31	35	1x2400
DULUX T/E 32 W	1	QTP-M 1x26-42	4008321329134	103x67x31	35	1x2400
DULUX T/E 32 W	2	QTP-M 2x26-32	4008321329158	123x79x33	68	2x2400
DULUX T/E 32 W	2	QT-M 2x26-42/220-240 S	4008321110022	123x79x33	70	2x2400

DULUX® T/E 32 W CONSTANT

Lamp	Ip	ECG type	EAN	LxWxH [mm]	System wattage [W]	Lamp luminous flux [lm]
DULUX T/E 32 W CONSTANT	1	QTi DALI-T/E 1x18-57 DIM	4008321060808	123x79x33	36	1x2400
DULUX T/E 32 W CONSTANT	2	QTi DALI-T/E 2x18-42 DIM	4008321060822	123x79x33	69	2x2400
DULUX T/E 32 W CONSTANT	1	QTi-T/E 1x18-57 DIM	4008321060860	123x79x33	36	1x2400
DULUX T/E 32 W CONSTANT	2	QTi-T/E 2x18-42 DIM	4008321060846	123x79x33	69	2x2400
DULUX T/E 32 W CONSTANT	1	QTP-T/E 1x26-42, (2x26)	4008321537089	103x67x31	35	1x2400
DULUX T/E 32 W CONSTANT	1	QTP-M 1x26-42	4008321329134	103x67x31	35	1x2400
DULUX T/E 32 W CONSTANT	2	QTP-M 2x26-32	4008321329158	123x79x33	68	2x2400
DULUX T/E 32 W CONSTANT	2	QT-M 2x26-42/220-240 S	4008321110022	123x79x33	70	2x2400

DULUX® T/E 32 W XT

Lamp	Ip	ECG type	EAN	LxWxH [mm]	System wattage [W]	Lamp luminous flux [lm]
DULUX T/E 32 W XT	1	QTi DALI-T/E 1x18-57 DIM	4008321060808	123x79x33	36	1x2400
DULUX T/E 32 W XT	2	QTi DALI-T/E 2x18-42 DIM	4008321060822	123x79x33	69	2x2400
DULUX T/E 32 W XT	1	QTi-T/E 1x18-57 DIM	4008321060860	123x79x33	36	1x2400
DULUX T/E 32 W XT	2	QTi-T/E 2x18-42 DIM	4008321060846	123x79x33	69	2x2400
DULUX T/E 32 W XT	1	QTP-T/E 1x26-42, (2x26)	4008321537089	103x67x31	35	1x2400
DULUX T/E 32 W XT	1	QTP-M 1x26-42	4008321329134	103x67x31	35	1x2400
DULUX T/E 32 W XT	2	QTP-M 2x26-32	4008321329158	123x79x33	68	2x2400
DULUX T/E 32 W XT	2	QT-M 2x26-42/220-240 S	4008321110022	123x79x33	70	2x2400

DULUX® T/E 42 W

Lamp	Ip	ECG type	EAN	LxWxH [mm]	System wattage [W]	Lamp luminous flux [lm]
DULUX T/E 42 W	1	QTi DALI-T/E 1x18-57 DIM	4008321060808	123x79x33	47	1x3200
DULUX T/E 42 W	2	QTi DALI-T/E 2x18-42 DIM	4008321060822	123x79x33	90	2x3200
DULUX T/E 42 W	1	QTi-T/E 1x18-57 DIM	4008321060860	123x79x33	47	1x3200
DULUX T/E 42 W	2	QTi-T/E 2x18-42 DIM	4008321060846	123x79x33	90	2x3200
DULUX T/E 42 W	1	QTP-T/E 1x26-42, (2x26)	4008321537089	103x67x31	45	1x3200
DULUX T/E 42 W	1	QTP-M 1x26-42	4008321329134	103x67x31	46	1x3200
DULUX T/E 42 W	1	QTP-M 2x26-32	4008321329158	123x79x33	46	1x3200
DULUX T/E 42 W	2	QT-M 2x26-42/220-240 S	4008321110022	123x79x33	92	2x3200

POWERTRONIC®

Lamp	Ip	ECG type	EAN	LxWxH [mm]	System wattage with ECG [W]
HCI-E/P, HCI-T, HCI-ET, HCI-TT	1	PTo 35/220-240	4008321956323	133x77x48	43
NAV-E, NAV-T, HCI-TT, HCI-E/P, HCI-T, HCI-ET	1	PTo 50/220-240 3DIM	4008321956347	133x77x48	55
NAV-E, NAV-T, NAV-TS, HCI-T, HCI-TT, HCI-E/P, HCI-TS, HQI-T, HCI-ET, HQI-TS Excellence, HQI-E	1	PTo 70/220-240 3DIM	4008321959355	133x77x48	80
NAV-E, NAV-T, HCI-TT, HCI-E/P	1	PTo 100/220-240 3DIM	4008321956361	158x94x42	109
NAV-E, NAV-T, NAV-TS, HCI-TT, HCI-E/P, HCI-TS, HQI-T, HQI-TS Excellence, HQI-E	1	PTo 150/220-240 3DIM	4008321956385	158x94x42	160
NAV-E, NAV-T, NAV-TS, HCI-TT, HCI-TM, HQI-TS, HQI-E/P, HQI-T, HQI-E	1	PTo 250/220-240 3DIM	4008321863669	190x70x60	270
HCI-TF, HCI-TC	1	PTi 20/220-240 I	4008321404763	204x50x32	23
HCI-T, HCI-E/P, HCI-TC, HCI-TF, HCI-PAR	1	PTi 35/220-240 S	4008321073112	110x75x30	43
	1	PTi 35/220-240 I	4008321099488	171x83x32	43
	1	PTi 35/220-240 S MINI	4008321955906	97x43x30	43
	1	PT-FIT 35/220-240 S	4008321386625	110x75x30	43
	1	PT-FIT 35/220-240 I	4008321377661	171x83x32	43
HCI-T, HCI-TC, HCI-E/P	1	PTi 50/220-240 S	4008321955852	110x75x30	55
	1	PT-FIT 50 220-240 S	4008321648693	110x75x30	55
HCI-T, HCI-TC, HCI-TS, HCI-E/P, HCI-PAR, HQI-T, HQI-TS Excellence, HQI-E	1	PTi 70/220-240 S	4008321049629	110x75x30	80
	1	PTi 70/220-240 I	4008321099501	171x83x32	80
	1	PT-FIT 70/220-240 S	4008321386649	110x75x30	80
	1	PT-FIT 70/220-240 I	4008321377685	171x83x32	80
HCI-T, HCI-TS, HCI-E/P, HQI-T, HQI-TS Excellence, HQI-E, HQI-R	1	PTi 150/220-240 S	4008321188090	150x85x31	160
	1	PTi 150/220-240 I	4008321915535	212x93x33	160

HALOTRONIC®

Lamp	ECG type	EAN	LxWxH [mm]	System wattage [W]	Load range [W]	Dimmer
Low-voltage halogen	HTi DALI 105/230-240 DIM	4008321420633	170x44x34	111	35–105	
	HTL 105/230-240	4008321927019	170x44x34	111	35–105	LC
	HTL 225/230-240	4008321927026	170x44x34	234	50–225	LC
	HTM 70/230-240	4050300442310	108x52x33	74	20–70	LC
	HTM 105/230-240	4050300442334	108x52x33	111	35–105	LC
	HTM 150/230-240	4050300581415	153x54x36	157	50–150	LC
	HTN 75/230-240 I	4008321073037	104x33x22	79	20–75	C
	ET-PARROT 70/220-240 I	4008321111593	128x38x31	74	20–70	LC
	ET-PARROT 105/220-240 I	4008321111579	128x38x31	111	35–105	LC

INSTALLATION AND OPERATING INSTRUCTIONS

1. RESIDUAL CURRENTS/RESIDUAL CURRENT DETECTOR

Problem

For ECGs with protective earth (PE), both the high short-duration inrush current and the small leakage current from the interference suppression capacitors in the ECGs can trigger the residual current detector.

Solution

- Distribute luminaires across 3 phases and use 3-phase circuit breakers
- Use surge-current-resistant, short-delay circuit breakers
- If permissible, use 30 mA RCDs

2. CAPACITY FOR AUTOMATIC CUTOUTS

In a choke/starter circuit, lamps ignite at staggered intervals; in an ECG circuit, all the fluorescent lamps ignite simultaneously. On switch-on at peak voltage, the storage capacitors of electronic control gears cause a high but very brief current pulse. In this case, the simultaneous charging of these capacitors in ECG operation can mean a higher system switch-on current than with a choke/starter circuit. This reduces the maximum number of luminaires permitted per automatic line protection unit.

For example, the maximum number of luminaires permitted on a 10 A automatic system is reduced from 15 luminaires with 2 x 58 W lamps with conventional control gear in a twin circuit to 8 luminaires in an ECG circuit.
In the case of PTo, the maximum permitted number of luminaires on a 10 A cutout is reduced to 7 PTo 50 W. OSRAM offers an EBN inrush current limiter for POWERTRONIC® devices.
The EBN-OS restricts the switch-on current, which means that a larger number of ECGs can be connected to an automatic cutout.

When using the values given in the tables, please note the following:

- In ECG operation, the load data relates to switching on at peak voltage
- Circuit breaker type and characteristics:
  The specified load from fluorescent lamps and the associated control gears applies to circuit breakers of Type 5 SL and 5 SX with B characteristics. If the above circuit breaker types with C characteristics are used, the number of permitted luminaires for ECG operation can be increased by 70 % (please observe VDE-0100-410 in particular)
- Circuit breaker design:
  The specified loading is for single-pole circuit breakers. When multi-pole circuit breakers (2-pole, 3-pole) are used, the number of permitted luminaires is reduced by 20 %.
- Lamp switch-on:
  The specified load applies:
  – To the joint, group-wise starting of the relevant number of luminaires in “choke operation”
  – To the maximum permissible number of luminaires switched together (with one switching operation) in ECG operation
- Circuit impedance:
  The specified load applies with reference to a line impedance of 800 mΩ (corresponding to a 15 m long cable with a diameter of 1.5 mm from the distribution board to the first luminaire and a further distance of 20 m to the middle of the circuit; at a line impedance of 400 mΩ, the permitted values are reduced by 10 %, and by 20 % at a line impedance of 200 mΩ)

3. ECGS IN 3-PHASE OPERATION

Overvoltage/undervoltage/no neutral conductor

1. Check whether the line voltage is within the application range of the ECG (AC/DC range from 198 V to 254 V for example).
2. The mains connection should only be made to the fixture terminal. For luminaires or luminaire groups in 3-phase circuits.
3. Make absolutely sure that the neutral conductor is correctly connected to all ECG luminaires and that it is making proper contact.
4. Cables should only be connected or disconnected when no voltage is present.
5. For 3 x 230/240 V supply networks in triangular circuit arrangements, protection by way of common disconnection of the phase conductor is necessary.

Important

- In new systems, the loads must not be connected when the insulation resistance is measured with 500 V DC, as, according to VDE 0100-600 Section 9, the test voltage is also applied between the neutral conductor (N) and all 3 external lines (L1, L2, L3). In existing systems, it is sufficient to conduct an insulation test between the external conductors (L1, L2, L3) and protective earth (PE) without disconnecting from the network. The neutral conductor (N) and protective earth (PE) must not be electrically connected in any way while this is being done. For this insulation measurement (500 V = to ⏚), the neutral conductor disconnection terminal may only be opened after the line voltage has been disconnected.
- Make sure that the N conductor is correctly connected before putting the equipment into operation.
- During operation of the lighting system, do not disconnect the N conductor under any circumstances.

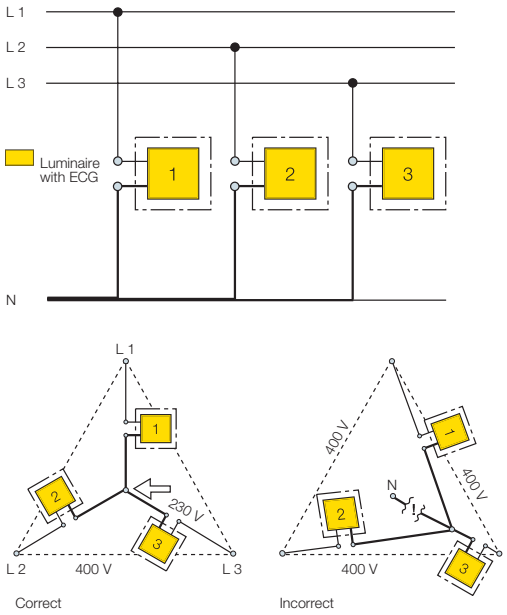

The diagram above shows the wiring for luminaires or luminaire groups in 3-phase circuits and with a common neutral conductor. If the common neutral conductor is interrupted in a 3-phase star configuration and voltage is present, then luminaires or groups of luminaires operated with electronic control gear may be exposed to unacceptably high voltages and the ECG itself may be destroyed.

4. POWER FACTOR/COMPENSATION

The power factor λ for an electrical load is the ratio of the effective power (P_{eff} = voltage x effective current) to the apparent power (P_{app} = voltage x current). This value is affected both by the phase displacement cos φ between the current and the voltage and by the current distortion ε.

$$\lambda = \frac{P_{eff}}{P_{app}} = \varepsilon \cdot \cos \varphi$$

In contrast to CCGs (inductive, 50 Hz), there is hardly any phase displacement (cos φ = 0.95) with ECGs (high frequency), so compensation is not required.

However, distortion in the sine-wave current supply occurs during the operation of electronic control gears. Generally speaking, these distortions are classified by integer multiples of the line frequency (harmonics).

The harmonic content of the line current is strictly controlled by national and international standards (IEC 61000-3-2).

OSRAM ECGs have integrated active electronic harmonic filters for this purpose, which ensure a value for ε of more than 0.95 and therefore a power factor λ greater than 0.9 (exceptions are indicated).

5. PERMISSIBLE CABLE LENGTHS

QUICKTRONIC®

When ECGs are used in luminaires, the cables, if correctly routed within the luminaires, produce little interference. When ECGs are used in Master/Slave circuits, the maximum permissible cable length between the ECG and the lamp must not be exceeded.

POWERTRONIC®

The maximum cable lengths between the lamp and POWERTRONIC® depend on the type of cable and how it is routed. The following maximum cable lengths can be used as guidelines

	Max. cable length for AC operation
PTo 35/220-240	1.5 m
PTo 50/220-240 3DIM	1.5 m
PTo 70/220-240 3DIM	1.5 m
PTo 100/220-240 3DIM	1.5 m
PTo 150/220-240 3DIM	1.5 m
PTo 250/220-240 3DIM	1.5 m
PTi 20/220-240 I	1.5 m
PTi 35/220-240 S MINI	0.5 m
PTi 35/220-240 S/I	1.5 m
PTi 50/220-240 S	1.5 m
PTi 70/220-240 S/I	1.5 m
PTi 150/220-240 S/I	1.5 m
PT-FIT 35/220-240 S/I	1.5 m
PT-FIT 50/220-240 S	1.5 m
PT-FIT 70/220-240 S/I	1.5 m

HALOTRONIC®

The maximum 12 V cable length must be less than 2 m to comply with radio interference limit values. This means that luminaires can be installed within a radius of 4 m around HALOTRONIC®. The recommended minimum cross-section is 1 mm^2.

Cable routing

The supply cable should not be routed alongside the HALOTRONIC® casing nor alongside the high-frequency 12 V secondary cable. This avoids high-frequency interference on the supply cable.

Instruments for measuring secondary voltage

An instrument for measuring the secondary voltage must be a true RMS meter and have a bandwidth greater than or equal to 250 kHz (-3 dB). Any other instrument will give false readings.

6. DALI ECGS WITH TOUCH DIM®/CORRIDOR FUNCTION SHOULD NOT BE OPERATED ON OPEN DALI LINES

Due to an increasing number of questions about DALI installations where no DALI controller is (yet) connected, we recommend you short-circuit the (currently) open DALI lines in the sub-distribution cabinet to avoid unwanted switching/unsynchronized dimming.

Recommendation

In DALI installations where no DALI controller is (yet) connected, short-circuit the open DALI lines in the sub-distribution cabinet (also applies to installations where Touch DIM®/corridor mode operation is planned).

Reason

To avoid unwanted switching/unsynchronized dimming caused by electrical distortions/coupling into open DALI lines.

Technical background

Even low induced voltages can trigger the DALI Touch DIM® mode on the DALI input connector of the electronic control gear and therefore cause different and unsynchronized dimming levels. This antenna effect is dependent on the length and location of the open DALI line. With open DALI lines of more than 10 m, we recommend short-circuiting the ALI line.

Reset in cases of error

If the DALI ECGs have already been triggered incorrectly, do the following:

1. Disconnect the mains power to the DALI ECGs and connect a DALI control unit (e.g. OSRAM DALI Repeater or OSRAM DALI MCU)
2. Reconnect the power: The DALI ECGs will detect the signal and switch back to DALI mode again
3. Interrupt the mains power again and disconnect the DALI control unit
4. Short-circuit the DALI line
5. Connect up the power again

Applies **only** to DALI ECGs with Touch DIM®/corridor function.

7. FAULTS IN INFRARED CONTROL/TRANSMISSION SYSTEMS

Fluorescent lamps have an emission in the wavelength range which is also used for infrared transmission and which can be affected by the lamp. Since the IR receivers used are largely non-selective, interference may occur in the IR system. The operating frequency of the ECGs is between 20 and 120 kHz. The light emitted from the fluorescent lamp is modulated at twice the operating frequency. Interference is produced by signals in the same frequency range.

Exception: Interference is not expected with POWERTRONIC® and HALOTRONIC®.

IR remote control

Systems operating at a sufficiently high carrier frequency (400 to 1,500 kHz) are unlikely to suffer interference.

Sound transmission

Up to now, the carrier signal frequency for sound transmission has been 95 kHz and higher, which has led to serious disturbance from the 3rd, 5th and 7th harmonics of the ECG operating frequency (20 to 120 kHz in normal operation and up to 100 kHz with dimming). Headphone manufacturers have adopted higher frequencies such as 2.3 MHz and 2.8 MHz. Simultaneous interpreting systems also operate in the 95 kHz to 250 kHz range, so it is best not to use the first six transmission channels, particularly channel 1, of the 32 available channels since these are likewise affected by the harmonics of the basic ECG frequencies.

High-frequency ripple control

The carrier frequencies used are around 120 kHz. Transmission can be adversely affected by radio interference suppression capacitors, which are included in all ECGs and other electronic loads, such as the power supplies of PCs.

Paging systems

Generally, only HF paging systems (operating in the MHz range) should be used. If inductive paging systems are used (25 to 40 kHz), reliable operation is not possible.

Electronic merchandise security systems

In many shops nowadays, merchandise such as DVDs, hi-fi equipment and clothing is protected against theft by electronic security systems.

These systems typically operate with resonance frequencies in the kHz range (e.g. a pulse is emitted which causes an amorphous metal in the security tag to resonate; one of the largest suppliers uses a security system that operates at 58 kHz).

In unfavorable conditions, these systems may suffer from interference if the operating frequency is between 30 kHz and 150 kHz. Such interference can be eliminated by increasing the distance between the luminaire and the transmitting/receiving system and by using luminaires with metallic louvers.

8. DIMMING MODE

- QUICKTRONIC® units that can be dimmed have the letters …DIM in their references. They are dimmed via the 1…10 V interface (QTi-…DIM) or via the DALI interface (QTi DALI … DIM) or via Touch DIM® (also with QTi DALI … DIM), see page 15.04 ff. For special technical data, such as wiring and associated control components, please refer to the technical guide for QUICKTRONIC® DALI/DIM. Allow new lamps to burn in for 100 hours at 100 % luminous flux since only after this time will they exhibit stable values. A Master/Slave circuit (one ECG for two separate luminaires with wiring) is not permitted for dimmable ECGs.
- POWERTRONIC® PTo 3DIM units enable metal halide lamps with ceramic burners and also sodium vapor lamps to be dimmed. Dimming is performed via the DALI interface, StepDIM 2-stage phase control or autonomously via the internal AstroDIM control system of the ECG. Details on dimming HID lamps can be found in “Technical information on power reduction for high-intensity discharge lamps” (www.osram.com).
- HALOTRONIC® can be controlled with various dimmers (see page 15.37) or dimmer modules (see page 15.42). Since the interface between the dimmer and the electronic transformer is not standardized, there may be malfunctions in individual cases.

9. LUMINAIRES WITH ECGS

The following general points apply to luminaires with electronic control gears:

- The temperature limits of the ECGs regarding ambient temperature and measuring point temperature on the ECG must not be exceeded (see 10. Ambient and ECG temperatures).
- The maximum permissible radio interference suppression values (EN 55015) must not be exceeded. Make sure the protective conductor and the function earth are correctly connected. Running the lamp cables and the protective conductor together (e.g. NYM cables) may lead to problems due to high-frequency interference.
- After being installed or replaced, the lamps must be burned in at full load for 100 hours to stabilize the discharge process.

10. AMBIENT AND ECG TEMPERATURES

The temperature ranges specified for the relevant control gear must be maintained to enable the ECG to operate reliably. Generally speaking, lower operating temperatures can extend the life of ECGs. When ECGs are built into luminaires, the measuring point temperature T_c on the casing is the crucial parameter. The maximum permissible value specified for the ECG concerned must not be exceeded.

11. ECGS FOR OUTDOOR LUMINAIRES

ECGs for high-intensity discharge lamps (PTo) have been designed specifically for outdoor applications. They are specially equipped for such applications; for example, they are protected against moisture, AC voltage peaks and vibrations (wind load, rail vehicles).

When using ECGs in outdoor luminaires, it must be remembered that the ECG may be exposed to humidity.

1. For luminaires of protection class 5 (protected against water jets, IP65 for example), standard ECGs can be used since moisture cannot penetrate this type of luminaire, so there is little chance of ECG corrosion. In individual cases, the use of supplementary protective measures must be considered.
2. For luminaires of protection class 3 (protected against splash water, IP43 for example), it is likely that water droplets will penetrate and thus cause corrosion and failure of unprotected standard ECGs. In cases of doubt (e.g. bollard luminaires, outdoor displays), additional protective measures should be taken.

12. WIRING OF ECGS

Parallel connection of HALOTRONIC® is not permitted on the secondary side. Lamp-side switching or dimming is not permitted.

13. LIFESPAN AND RELIABILITY OF ECGS

The failure rate of electronic components depends not only on the component specification and quality but also very considerably on the operating temperature. OSRAM ECGs are designed so that, at the maximum permissible ECG temperature (T_c max.), a failure rate of fewer than 2 per thousand ECGs per 1,000 hours of operation can be expected. This corresponds to an ECG life of up to 50,000 hours at an ECG failure rate percentage of 10 %.
In practice, it can be assumed that, at a temperature 10 °C less than the maximum permitted temperature (T_c), the life of an ECG is doubled.
The following have different lifespans:

1. Up to 30,000 hours for QUICKTRONIC® QT-ECO, HTM MOUSE® and HTN at a failure rate of 10 %
2. Up to 60,000 hours for POWERTRONIC® PTo at a failure rate of 8 %; up to 50,000 hours for POWERTRONIC® PTi at a failure rate of 10 %; up to 30,000 hours for POWERTRONIC® PT-FIT at a failure rate of 10 %

Special applications, such as operation in corrosive atmospheres, strong vibrations, impermissible voltage conditions etc., may necessitate further protection measures.

FUNCTIONAL ECGS

10 °C lower measuring point temperatures almost double the lifetime of the ECG[2]

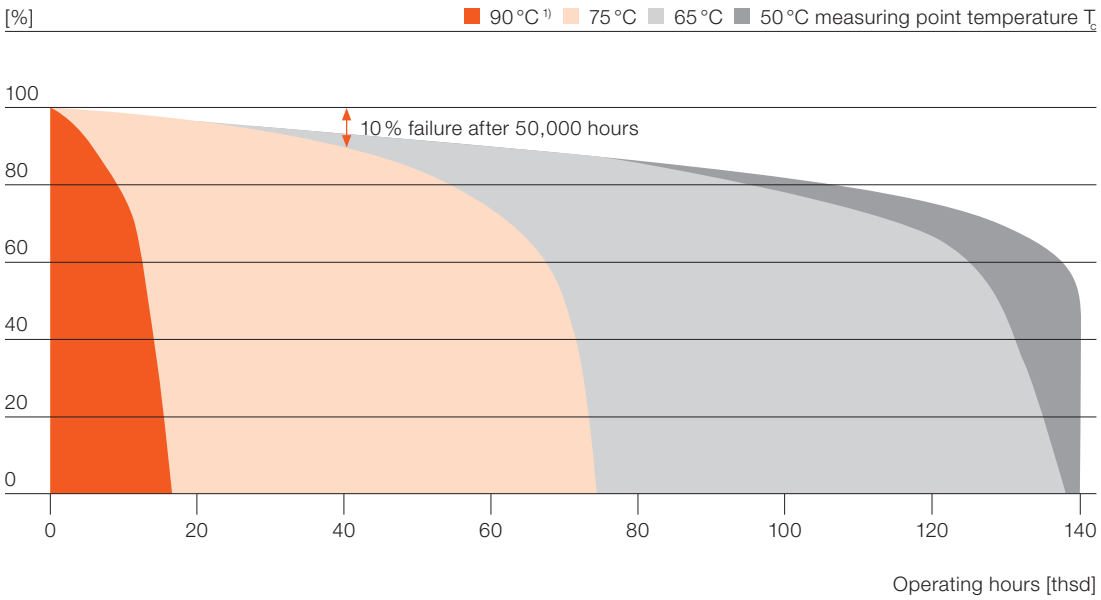

[1] If the maximum permissible temperature at the T_c point is exceeded, the failure rate may increase dramatically.
[2] For detailed information, please refer to the product data sheet.



GENERAL INFORMATION

CONTENT

Glossary of the most important lighting terms	16.02
Simple and correct disposal of lamps and luminaires	16.04
General notes Standard packs	16.05
Registered trademarks	16.05
CE Labeling for luminaires, lamps and accessories	16.06
Symbols on our packaging	16.07
Symbols in the tables	16.09

GLOSSARY OF THE MOST IMPORTANT LIGHTING TERMS

As with any technical or scientific discipline, lighting technology has its own special terms and concepts for defining the characteristics of lamps and fixtures and for standardizing the units of measurement.

The most important terms are described here.

Luminous flux Φ
Unit of measurement: lumen [lm]
Luminous flux Φ is all the radiated power emitted by a light source evaluated with the spectral sensitivity of the eye and the photometric radiation equivalent km.

Luminous intensity I
Unit of measurement: candela [cd]
Generally speaking, a light source emits its luminous flux Φ in different directions and at different intensities.

Luminous intensity is the luminous flux radiated in a particular direction (solid angle Ω).

Illuminance E
Unit of measurement: lux [lx]
Illuminance E is the ratio between the luminous flux and the area being illuminated.

An illuminance of 1 lx occurs when a luminous flux of 1 lm is evenly distributed over an area of 1 m².

Luminance L
Unit of measurement: candela per square meter [cd/m²]
The luminance L of a light source or an illuminated area is a measure of the impression of brightness.

Luminous efficacy η
Unit of measurement: lumen per watt [lm/W]
Luminous efficacy η indicates the efficiency with which the electrical power consumed is converted into light.

Light and radiation
Light is taken to mean the electromagnetic radiation that the human eye perceives as brightness, in other words that part of the spectrum that can be seen. This is the radiation between 380 and 780 nm, a tiny fraction of the known spectrum of electromagnetic radiation.

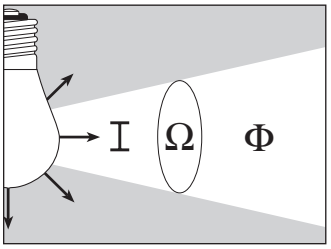

Luminous intensity I is a measure of the luminous flux Ω emitted in a solid angle Φ.

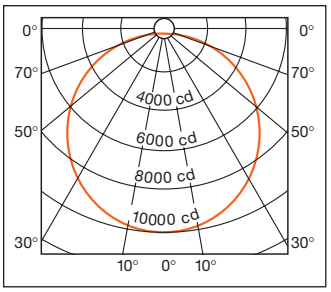

Polar diagram

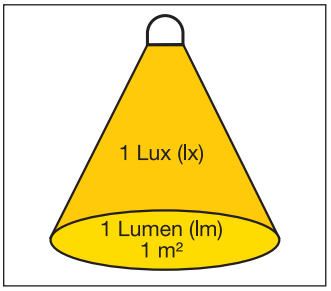

Illuminance E

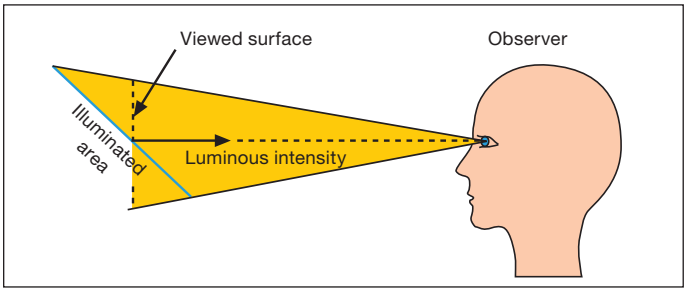

Luminance L

THE MOST IMPORTANT PHOTOMETRIC FORMULAE:

Luminous intensity [cd] I	$\frac{\text{Luminous flux [lm]}}{\text{Solid angle Ω [sr]}}$	Luminance [cd/m²] L	$\frac{\text{Luminous intensity [cd]}}{\text{Viewed luminous area [m²]}}$
Illuminance [lx] E	$\frac{\text{Luminous flux falling on area [lm]}}{\text{Illuminated area [m²]}}$	Luminous efficacy [lm/W] η	$\frac{\text{Generated luminous flux [lm]}}{\text{Electrical power consumed [W]}}$

Color temperature

Unit of measurement: Kelvin [K]
The color temperature of a light source is defined in comparison with a “black body radiator” and plotted on what is known as the “Planckian curve”. The higher the temperature of this “black body radiator”, the greater the blue component in the spectrum and the smaller the red component. An incandescent lamp with a warm white light, for example, has a color temperature of 2,700 K, whereas a daylight fluorescent lamp has a color temperature of 6,000 K.

Light color

The light color of a lamp can be neatly defined in terms of color temperature. There are three main categories here:

- Warm White <3,300 K
- Cool White 3,300–5,300 K
- Daylight >5,300 K

Despite having the same light color, lamps may have very different color rendering properties owing to the spectral composition of their light.

Color rendering

As a rule, artificial light should enable the human eye to perceive colors correctly, as it would in natural daylight. Obviously, this depends to some extent on the location and purpose for which light is required.

The criterion here is the color rendering property of a light source. This is expressed as a “general color rendering index” (R_a).

The color rendering index is a measure of the correspondence between the color of an object (its “self-luminous color”) and its appearance under a reference light source. To determine the R_a values, eight test colors defined in accordance with DIN 6169 are illuminated with the reference light source and the light source under test. The smaller the discrepancy, the better the color rendering property of the lamp being tested.

A light source with an R_a value of 100 displays all colors exactly as they appear under the reference light source. The lower the R_a value, the worse the colors are rendered.

Luminaire efficiency

Luminaire efficiency (also known as light output ratio) is an important criterion in gauging the energy efficiency of a luminaire. This is the ratio between the luminous flux emitted by the luminaire and the luminous flux of the lamp (or lamps) installed in the luminaire.

Average life

The average life of a lamp is an average of the lives of individual lamps operated under standard conditions (50 % failure = average rated life).

Service life

Service life is a simple practical measure of the economical life of a lamp. It is the number of hours of operation after which the system luminous flux (i.e. the product of the relative luminous flux and the relative proportion of lamps still in operation) is around 80 % of the initial value.

Chromaticity diagram to DIN 5033

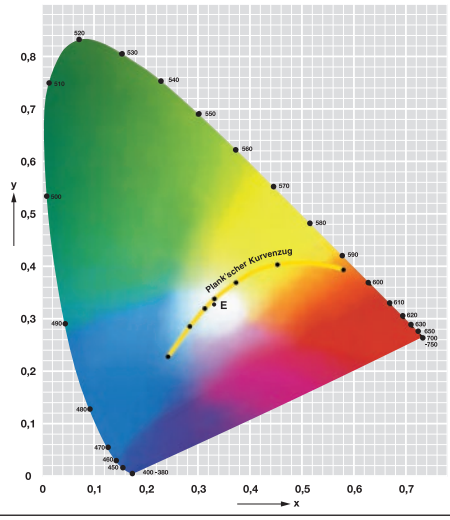

Extract from the chromaticity diagram showing the Planckian curve

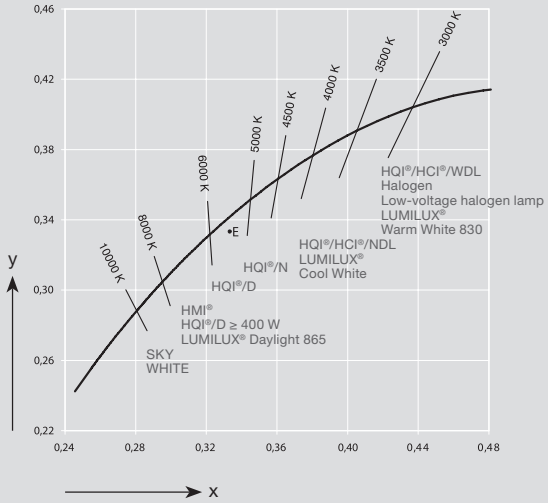

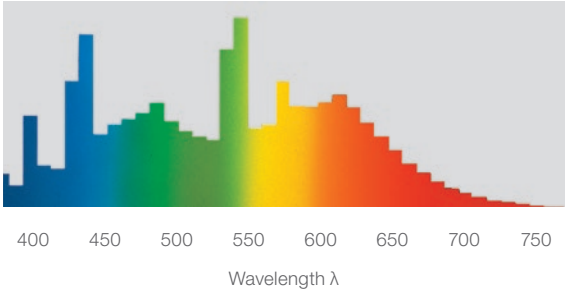

Spectrum of a BIOLUX® fluorescent lamp.
The radiation is very evenly distributed over the entire visible range.

SIMPLE AND CORRECT DISPOSAL OF LAMPS AND LUMINAIRES

EU directive 2012/19/EU on waste electrical and electronic equipment (WEEE) relates, among other things, to luminaires (including luminaires in households as of 1 February, 2016), fluorescent lamps, compact fluorescent lamps, LED lamps, discharge lamps including high-pressure sodium lamps, metal halide lamps and low-pressure sodium lamps[1]. Starters, control gears and light-emitting diodes are classed as luminaire components and as such are part of the luminaire disposal process.

As of August 15, 2018 the “open scope” is introduced: All products which aren’t subject to any exception will be within the scope of the national WEEE implementation, in Germany the ElektroG. At the same time the existing 10 categories for e-waste products will be reduced to 6. The category “Lighting Equipment” will be changed to “Lamps”, and “small appliances & large appliances”.
These changes will affect producer, retail, public collection and the end-user of the products in scope. Ledvance adapted all changes. More information about these changes are available at the national register. www.stiftung-ear.de/en

All LEDVANCE and OSRAM products that need to be disposed of under the WEEE directive are labeled with the symbol shown here.



Incandescent lamps and tungsten-halogen lamps do not contain any substances that are harmful to the environment and can be thrown away with household waste.

All manufacturers must register with their relevant national authority. Products from non-registered manufacturers may no longer be marketed.

In Germany, LEDVANCE and OSRAM are registered as manufacturers in the “Elektro-Altgeräte Register” [Old Electrical Equipment Register] (EAR). The numbers can be found at www.ledvance.com/sustainability.

In addition, there are individual regulations governing the disposal of lamps and luminaires in the other member states of the EU and also in Norway and Switzerland.
For more information, please contact the local LEDVANCE or OSRAM company.

The primary objectives of the WEEE Directive are to reduce the load on the environment, safeguard valuable resources and protect the environment and public health.

All consumers (commercial and domestic) are obliged to return old lamps for separate disposal. Collection points have been set up for this. Consumers in Germany do not have to sort the old lamps by manufacturer or by product age. Lamps can be disposed of in household quantities via communal recycling centers or via many dealers. When disposing of larger commercial quantities of old lamps, a network of over 400 large-quantity collection points is available at specialized waste management companies or sustainably operating electrical wholesalers. Collection points near you can be located by simply entering your city or zip code at www.lightcycle.de.

Lightcycle is a take-back system for obsolete lamps and luminaires in Germany founded by OSRAM in 2005 with other companies to enable environmentally and consumer-friendly recycling. There now exist over 9,500 collection points for old lamps across Germany.

For the correct and legislatively compliant return of old luminaires, Lightcycle provides a network of collection points and also a fetching service with container provision, available from one tonne of old luminaires. Please address requests to info@lightcycle.de.

The latest information for Germany can be found on the Internet at:
www.ledvance.com/sustainability
Lightcycle: www.lightcycle.de
German Ministry for the Environment, Nature and Reactor Safety: www.bmu.de
German Central Association of Electrical Engineering and the Electronics Industry: www.zvei.org
Elektro-Altgeräte Register foundation: www.stiftung-ear.de
German Environment Office: www.uba.de
Lighting Europe: www.lightingeurope.org

[1] Since 23.03.2006 there is an obligation in Germany to take products back

GENERAL NOTES STANDARD PACKS

General
All articles are GTIN (EAN) coded in their various packaging formats. The GTIN (EAN) numbers listed in this catalog normally relate to the smallest packaging unit unless otherwise indicated.

Technical data is in accordance with DIN (German Industrial Standards) and IEC (International Electrotechnical Commission).

Unless otherwise indicated, all lamps are designed for a mains voltage of 230 V.

For CE labeling, see notes on the following page.

Sales and shipments are based on the LEDVANCE Conditions of Supply and Payment valid on the contract date.

Technical data and dimensions are subject to the customary small tolerances.

Subject to technical modification and availability of supplies. The information in this catalog supersedes information in previous catalogs.
® = Registered trademark

Standard packs
There is a surcharge on order quantities different from the standard pack quantities listed in this catalog because standard packs have to be broken open.

There are considerable advantages in ordering original cartons/standard packs:
- Prompt delivery
- No surcharges
- Simple cost-saving handling on receipt
- No time-consuming checks when the goods arrive
- Exact contents description on each stacked carton
- No danger of mistaking one type of lamp for another
- Reduced risk of losses in transit
- Reduced risk of breakage

Types not listed
Available on request. Surcharge for different bases and voltages.

REGISTERED TRADEMARKS

BIOLUX
CENTRA
CHIP control
CIRCOLUX
CONCENTRA
DECOPIN
DECOSTAR
DEOS
1906
ENDURA
FC
FLUORA
FM
FQ
HALOLINE
HALOLUX
HALOLUX CERAM
HALOPAR
HALOPIN
HALOSPOT
HALOSTAR
HALOSTAR STARLITE
HCI
HQI
HQL
HWL
LEDinestra
LEDVANCE
LUMILUX
LUMILUX INTERNA
LUMILUX SKYWHITE
LUMILUX SPLIT
NAV
NATURA
OSRAM DULUX
PARATHOM
PLANTASTAR
POWERBALL
POWERBALL HCI
POWERSTAR
POWERSTAR HCI
POWERSTAR HQI
SIG
SKYWHITE
SQUARE
SubstiTUBE
VIALOX

CE LABELING FOR LUMINAIRES, LAMPS AND ACCESSORIES

Products that fall under the scope of the European directives on low voltage (LVD), electromagnetic compatibility (EMC) and the eco-design of energy-related products (ErP and its applicable implementation measures) must carry the CE label in order to be sold in the EU. The CE label indicates compliance with the principal requirements of these regulations and ordinances. Of course, all our products meet the requirements of the relevant European directives and therefore carry the CE label.

Notes on CE labeling:

1. CE LABELING AS A REQUIREMENT FOR MARKETING PRODUCTS IN EUROPE

The CE label is applied to the product itself or to its type plate (minimum height of the label: 5 mm). If this is not possible in certain circumstances, the label may be applied to the packaging, if any, and also to the accompanying paperwork.

The CE label is a requirement for sales within the EU and must therefore be applied before a product can be marketed. By applying the CE label to their products, manufacturers and importers are confirming that their products comply with the “basic requirements” of special European directives and that they meet the stated objectives of these directives (electromagnetic compatibility, for example). As a rule, these “basic requirements” are met if the products were manufactured in compliance with the relevant directives and harmonized European standards.

2. THE CE LABEL IS AN ADMINISTRATIVE MARK

The CE label is an administrative mark addressed to the national inspection agencies. The CE label indicates to these agencies that at the time of its marketing the labeled product complies with the European directives that apply to the product and require a CE label.

3. NEITHER RETAILERS NOR CONSUMERS HAVE THE RIGHT TO INSPECT THE CONFORMITY CERTIFICATES OF THE MANUFACTURERS

The right to request and inspect conformity certificates is reserved exclusively for those market inspection agencies responsible for checking that electrical and electronic products comply with statutory requirements. In Germany, these are the Bundesnetzagentur (Federal Network Agency, responsible in connection with the EMC directive), the Gewerbeaufsichtsämter (Trade Supervision Offices, responsible in connection with the low-voltage directive), the relevant authorities and the Bundesanstalt für Materialforschung und -prüfung (Federal Agency for Material Research and Testing) as the commissioned agency (in connection with the ErP directive).

4. THE CE LABEL IS NOT A SEAL OF QUALITY OR AN APPROVAL MARK

CE labeling relates solely to compliance with the statutory “basic requirements” contained in certain directives and ordinances. It is therefore not an indicator of the quality of the product.

The product features required in the ordinances for implementing the ErP directive are verified by the manufacturers by means of type testing and confirmed with the CE label.

As an administrative label required by law, the CE label should not be confused with the approval marks (such as ENEC and VDE marks) issued by independent inspectorates. These inspectorates do not even check whether or not a product carries the CE label legitimately.

SYMBOLS ON OUR PACKAGING

We have always focused not only on high product quality but also on the health and safety of the consumers of our products. The European regulations on product safety create the same conditions in all EU member states and standardize the safety requirements relating to products.

The regulations promise greater safety and transparency for the consumer. To meet our obligations arising from these regulations and to inform our customers as well as to visualize product features in a way that can be quickly grasped, we provide information about our products on the products themselves, on the packaging and on the leaflets enclosed with the products. Because there are so many different languages in the EU, we use pictograms.

THE FOLLOWING SYMBOLS ARE USED:

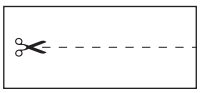

Open packaging, read instructions



Read the enclosed leaflet before use



Keep away from children



Hold by the casing, not the lamp



Do not touch the lamp with bare fingers



Do not touch if lamp is broken



Do not use the lamp if the glass bulb is scratched or damaged



Must not be used if outer bulb is defective

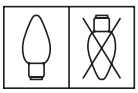

Restriction on burning position



Do not throw away with household waste



Use indoors only



Disconnect the power supply before relamping



Disconnect electronic control gear from the power supply before maintenance work



Can be operated in unshielded luminaires



Operate only in shielded luminaires



Limited dimmability



Lamp cannot be dimmed



Caution: hot



Wear suitable protective gloves when fitting or removing



Wear suitable goggles when fitting or removing



Protect against splashes



Dichroic reflector lamp (“Cool Beam”) – use only in fixtures designed for these lamps

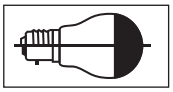

Cap reflector lamp – use only in special installations



Restriction on burning position:
p = horizontal,
h = hanging,
s = standing, 15 = ±15°



Must be installed and maintained only by qualified electricians



IR radiation



High levels of UV radiation



UVA-A radiation



Germicidal lamp



Radiation hazard:
Do not look into the light source

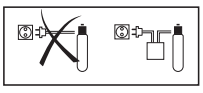

Operate only with control gear



Ignition procedure for lamps with built-in ignition



Ignition procedure for lamps with external igniter



Dangerous voltage



Special lamps, not suitable for general lighting in households



Caution! Hot surface



See further information on the inside

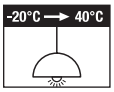

Suitable indoor ambient temperature

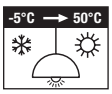

Suitable outdoor ambient temperature



Not suitable for accent lighting



Do not use tools



Do not open product



Use in dry locations only



The luminaires are not suitable for covering with thermally insulated material



Earth before usage

SYMBOLS IN THE TABLES

W	Power in W
W SYSTEM	System wattage in W
W_K	Construction wattage
W CHAIN	Wattage of chain in W
W MODULE	Module wattage in W
W METER	Nominal wattage per meter in W
W≙W	Substitution for wattage
	Dimmable
W	Dimming range
V	Voltage in V
V_{IN}	Input voltage in V
V_{OUT}	Output voltage in V
V CHECK	Test voltage in V
V min.-max.	DC voltage in V
kV START	Ignition voltage in kV
A	Current in A
$I_{[mA]}$	Rated current in mA

$I_{max.}$	Maximum switchable current
Hz	Operating frequency in Hz
K	Color temperature in K
	Light color
COLOR	Color
Ra	Color rendering index
lm	Luminous flux in lm
lm 25°C	Luminous flux in lm at 25 °C
lm 35°C	Luminous flux in lm at 35 °C
lm CHAIN	Luminous flux of chain
lm MODULE	Luminous flux of module
lm METER	Luminous flux per meter
lm b	Aperture luminous flux b in lm
lm/W	Luminous efficacy
cd	Luminous intensity in cd
λ	Power factor/wavelength
Ø d [mm]	Diameter d in mm

Ø d_1 [mm]	Diameter d_1 in mm
Ø d_1 max. [mm]	Max. diameter d_1 in mm
Ø d_2 max. [mm]	Max. diameter d_2 in mm
Ø d_3 max. [mm]	Max. diameter d_3 in mm
Ø TUBE d [mm]	Tube diameter d in mm
Ø IEC d [mm]	Diameter to IEC in mm
LES Ø	Diameter light-emitting surface
l [mm]	Length l in mm
$l_{max.}$ [mm]	Length l max. in mm
IEC $l_{max.}$ [mm]	Length l max. to IEC in mm
l_1 [mm]	Länge l_1 in mm
$l_{1\,max.}$ [mm]	Length l_1 max. in mm
IEC $l_{1\,max.}$ [mm]	Length l_1 max. to IEC in mm
l_2 [mm]	Length l_2 in mm
$l_{2\,max.}$ [mm]	Length l_2 max. in mm
l_3 [mm]	Length l_3 in mm
	Overall length in mm

Cable length	
Width b in mm	
Hole spacing b_1 in mm	
Height h in mm	
Maximum installation height in m	
Light center length (LCL) in mm	
Spacing a in mm	
Focal length a in mm	
Weight in g	
Beam angle in °	
Base	
Average period of use/life	
Average period of use/life battery	
Burning position	
Protection class	

Type of protection	
Overload protection	
Overheating protection	
Control	
Number of control outputs	
Ambient temperature range in °C	
Maximum operating temperature at the T_c point in °C	
Energy efficiency class	
Initial standard deviation of color matching	
No. of LEDs per module	
Number of LEDs per meter	
Number of LED modules per chain	
Fuse, quick-acting, in A	
Rated number of switching cycles	
Capacitor for power factor correction	

Photon flux	
Photon flux efficacy	
For lamp / LED module	
Maximum cable length – system in m	
Detection area	
Working range of light sensor in Lx	
Maximum load contact in A	
Type of installation	
Circuit diagram	
Galvanic isolation	
Design / version	
Standard pack in pcs.	
Fig. no.	

GLOSSARY

AM	Amplitude Modulation
CCG	Conventional Control Gear
CFL	Compact Fluorescent Lamp
CLO	Constant Lumen Output
CS	Current Setting
DA	DALI
DALI	Digital Addressable Lighting Interface
DT6	DALI Device Type 6
ECG	Electronic Control Gear
EEI	Energy Efficiency Index
FAN	12V auxiliary output for active cooling (fan)
HPS	High Pressure Sodium lamp
L	Linear
LH	Lamp High
LL	Lamp Low
LT2	LEDset2
PWM	Pulse Width Modulation
RI	Radio Interference
S	Luminaire integration
SD	StepDIM

ABOUT LEDVANCE
With offices in more than 50 countries and business activities in more than 140 countries, LEDVANCE is one of the world's leading general lighting providers for professional users and end consumers. Having emerged from the general lighting business of OSRAM GmbH, LEDVANCE offers a wide-ranging assortment of LED luminaires for a broad spectrum of application areas, intelligent lighting products for Smart Homes and Buildings, one of the largest LED lamps portfolios in the industry as well as traditional light sources.

LEDVANCE

LEDVANCE GmbH
Parkring 29–33
85748 Garching/Munich
Germany

Partner:

PREMIUM MARKEN Partner

voltimum

Product licensee of trademark OSRAM in general lighting

LEDVANCE.COM

OSRAM