Terminal Blocks

Modular feed-through terminals		
TS 35 + TS 32 / PA	C.2	- C.4
Fuse terminals		
TS 35 + TS 32 / PA	C.5	

Modular feed-through terminals

TS 35 + TS 32 / PA

When using ATEX certified components in hazardous area applications the installation instructions and the rated data for accessories in the technical appendix must be considered.

		SAK 2.5/EN 2.5 mm²	SAK 4/EN 4 mm²
width x length x height, min. height	mm	**6.1** x 41.5 x 42.5	**6.5** x 42 x 47.5
Max. current / max. cond. cross-section	A/mm²	**41 / 6**	**41 / 6**
Max. clamping range	mm²	**0.13 ... 6**	**0.13 ... 6**



Technical data

Rated data		SAK 2.5/EN				SAK 4/EN			
		IEC 60947-7-1			EEx e II ⟨Ex⟩ II 2 G D	IEC 60947-7-1			EEx e II ⟨Ex⟩ II 2 G D
		IEC	UL	CSA	EN 50019	IEC	UL	CSA	EN 50019
Rated voltage	V	800	600	600	550	800	600	600	550
Rated current	A	24	25	25	21	32	30	36	28
Rated cross-section	mm²	2.5	AWG 22...12	AWG 26...10	2.5	4	AWG 22...12	AWG 26...10	4
Rated impulse voltage / Pollution severity	kV/-	8 / 3				8 / 3			
Plug gauge IEC 60-947-1 / flammability class acc. UL 94		/ V2				A4 / V2			
Approvals		KEMA 97ATEX1798 U				KEMA 97ATEX1798 U			
Clampable conductors (H05V/H07V)		**Rated connection**		**Additional connection**		**Rated connection**		**Additional connection**	
Solid / stranded	mm²	0.5...6 / 0.5...4				0.5...6 / 0.5...4			
Flexible / flexible w. wire end ferrule	mm²	0.5...4 / 0.5...4				0.5...4 / 0.5...4			
Tightening torque range (clamping screw)	Nm	0.4...0.6 (M 2.5)				0.5...1.0 (M 3)			
Stripping length / blade size	mm / -	10 / 3.5 x 0.6				12 / 3.5 x 0.6			
2 clampable conductors of equal cross-section									
Solid / stranded	mm²	1,5 / 0.5...4				1.5...1.5			
Flexible / flexible w. wire end ferrule	mm²					0.5...1.5			
Information		To use twin ferrules is the rated voltage 690 V.				To use twin ferrules is the rated voltage 690 V.			

Order data

Version		Type	Qty.	Order No.	Type	Qty.	Order No.
	beige	SAK 2.5/EN	100	**0218660000**	SAK 4/EN	100	**0467460000**
	blue	SAK 2.5/EN BL	100	**0218680000**	SAK 4/EN BL	100	**0467480000**
Information							

Accessories

Cross-connection, screwable		Type	Current [A]	Qty.	Order No.	Type	Current [A]	Qty.	Order No.
	2-pole	Q 2 SAK2.5	41	50	**0337000000**	Q 2 SAK4	41	50	**0336700000**
	3-pole	Q 3 SAK2.5	41	50	**0337100000**	Q 3 SAK4	41	50	**0336800000**
	4-pole	Q 4 SAK2.5	41	50	**0337200000**	Q 4 SAK4	41	50	**0336900000**
(Q)	10-pole	Q 10 SAK2.5	41	20	**0368700000**	Q 10 SAK4	41	20	**0368800000**
	Connecting sleeve								
	Fixing screw								
	Fuse cartridges								
Cross-connection saddle									
	Cross-connection saddle					VL 2 SAK4		50	**0197000000**
	Connecting sleeve					VH 19/5/3.5 SAK4-16		50	**0285100000**
	Fixing screw					BFSC M3X25		100	**0292500000**
Socket / Test plug									
	Socket	STB 8.5/5/2.3/M3 SAK2.5		50	**0280600000**	STB 14/D5/2.3/M3 SAK2.5		50	**0168600000**
	Test plug	PS 2.3 RT		20	**0180400000**	PS 2.3 RT		20	**0180400000**
End plate			**Width [mm]**				**Width [mm]**		
	beige	AP SAK2.5/35 + AST3+4	1.5	20	**0460560000**	AP SAK4-10	1.5	20	**0117960000**
	blue	AP SAK2.5/35 BL	1.5	20	**0460580000**	AP SAK4-10 BL	1.5	20	**0117980000**
Partition / Partition disc			**Width [mm]**				**Width [mm]**		
	beige	TW SAK2.5	2.5	20	**0302860000**	TW 4 SAK4-10	1.5	20	**0130160000**
	blue	TW SAK2.5 BL	1.5	20	**0302880000**	TW 4 SAK4-10 BL	1.5	20	**0130180000**
	Partition disc	TSCH 1	2	100	**0319160000**	TSCH 1	2	100	**0319160000**
Cover / fixing screw (plastic)									
	Cover	AD 3 SAK2.5		50	**0297900000**	AD 4 SAK4		50	**0285300000**
	Fixing screw (plastic)	BFSC M3X22 PA/RT		100	**0128900000**	BFSC M3X22 PA/RT		100	**0128900000**
Marking systems									
		DEK 6				DEK 6			
Detailed information on all versions in chapter accessories.									

Modular feed-through terminals

SAK 6/EN — 6 mm²



8 x 40 x 47.5
57 / 10
0.33 ... 10

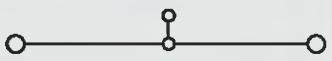

IEC 60947-7-1 — EEx e II (Ex) II 2 G D

IEC	UL	CSA	EN 50019
800	600	600	550
41	40	47	36
6	AWG 22...8	AWG 26...6	6
8 / 3			
A5 / V2			

KEMA 97ATEX1798 U

Rated connection	Additional connection
0.5...10 / 0.5...6	
0.5...10 / 0.5...6	
0.8...1.6 (M 3.5)	
12 / 4.0 x 0.8	

To use twin ferrules is the rated voltage 690 V.

Type	Qty.	Order No.
SAK 6/EN	100	**0212860000**
SAK 6/EN BL	100	**0212880000**

Type	Current [A]	Qty.	Order No.
Q 2 SAK6N	57	50	**0456700000**
Q 3 SAK6N	57	50	**0456800000**
Q 4 SAK6N	57	50	**0456900000**
Q 10 SAK6N	57	20	**0457000000**
VL 2 SAK6N/SAKT		50	**0194700000**
VH 19/5/3.5 SAK4-16		50	**0285100000**
BFSC M3X25		100	**0292500000**
STB 14/D6/4/M3 SAK10		50	**0169900000**
PS 4 F.STB 4		20	**0299600000**
Width [mm]			
AP SAK4-10	1.5	20	**0117960000**
AP SAK4-10 BL	1.5	20	**0117980000**
Width [mm]			
TW 4 SAK4-10	1.5	20	**0130160000**
TW 4 SAK4-10 BL	1.5	20	**0130180000**
TSCH 1	2	100	**0319160000**
AD 4 SAK6N		50	**0196600000**
BFSC M3X22 PA/RT		100	**0128900000**
DEK 8			

SAK 10/EN — 10 mm²

10 x 41.5 x 47.5
76 / 16
1.5 ... 16

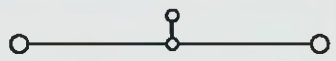

IEC 60947-7-1 — EEx e II (Ex) II 2 G D

IEC	UL	CSA	EN 50019
800	600	600	550
57	60	65	50
10	AWG 14...6	AWG 16...6	10
8 / 3			
B6 / V2			

KEMA 97ATEX1798 U

Rated connection	Additional connection
1.5...10 / 1.5...16	
1.5...16 / 1.5...10	
2.0...2.4 (M 4)	
12 / 5.5 x 1.0	

Tightening torque 2 Nm for 10 and 16 mm² stranded and AWG 6/7 wire.

Type	Qty.	Order No.
SAK 10/EN	100	**0337660000**
SAK 10/EN BL	100	**1784410000**

Type	Current [A]	Qty.	Order No.
Q 2 SAK10	57	50	**0457100000**
Q 3 SAK10	57	50	**0457200000**
Q 4 SAK10	57	50	**0457300000**
Q 10 SAK10	57	20	**0457400000**
VL 2 SAK6N/SAKT		50	**0194700000**
VH 19/5/3.5 SAK4-16		50	**0285100000**
BFSC M3X25		100	**0292500000**
STB 14/D6/4/M3 SAK10		50	**0169900000**
PS 4 F.STB 4		20	**0299600000**
Width [mm]			
AP SAK4-10	1.5	20	**0117960000**
AP SAK4-10 BL	1.5	20	**0117980000**
Width [mm]			
TW 4 SAK4-10	1.5	20	**0130160000**
TW 4 SAK4-10 BL	1.5	20	**0130180000**
TSCH 1	2	100	**0319160000**
AD 4 SAK10		50	**0178600000**
BFSC M3X22 PA/RT		100	**0128900000**
DEK 5			

SAK 16/EN — 16 mm²

12 x 50 x 53.5
76 / 16
2.5 ... 16

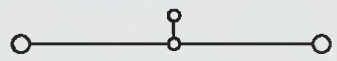

IEC 60947-7-1 — EEx e II (Ex) II 2 G D

IEC	UL	CSA	EN 50019
1000	600	600	750
76	80	87	66
16	AWG 12...6	AWG 16...6	16
8 / 3			
B6 / V2			

KEMA 97ATEX1798 U

Rated connection	Additional connection
2.5...16 / 4...16	
4...16 / 4...16	
2.0...2.4 (M 4)	
15 / 5.5 x 1.0	

Installation of the QL side by side use a TW/AP.

Type	Qty.	Order No.
SAK 16/EN	50	**0339760000**
SAK 16/EN BL	50	**1784390000**

Type	Current [A]	Qty.	Order No.
Q 2 SAK16	76	50	**0457500000**
Q 3 SAK16	76	50	**0457600000**
Q 4 SAK16	76	50	**0457700000**
Q 10 SAK16	76	20	**0457800000**
VL 2 SAK16/SAKA		50	**0135800000**
VH 19/5/3.5 SAK4-16		50	**0285100000**
BFSC M3X25		100	**0292500000**
STB 14/D6/4/M3 SAK10		50	**0169900000**
PS 4 F.STB 4		20	**0299600000**
Width [mm]			
AP SAK16	1.5	20	**0271160000**
AP SAK16 BL	1.5	20	**0271180000**
Width [mm]			
TSCH 1	2	100	**0319160000**
AD 4 SAK16		50	**0518200000**
BFSC M3X22 PA/RT		100	**0128900000**
DEK 5			

Modular feed-through terminals

TS 35 + TS 32 / PA

SAK 35/EN — 35 mm²

When using ATEX certified components in hazardous area applications the installation instructions and the rated data for accessories in the technical appendix must be considered.

width x length x height, min. height	mm	**18** x 58 x 63.5
Max. current / max. cond. cross-section	A/mm²	**150 / 50**
Max. clamping range	mm²	**2.5 ... 50**

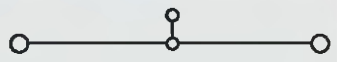

Technical data

IEC 60947-7-1 — EEx e II Ex II 2 G D

Rated data		IEC	UL	CSA	EN 50019
Rated voltage	V	800	600	600	550
Rated current	A	125	105	145	109
Rated cross-section	mm²	35	AWG 12...2	AWG 12...2	35
Rated impulse voltage / Pollution severity	kV/-	8 / 3			
Plug gauge IEC 60-947-1 / flammability class acc. UL 94		B8 / V2			
Approvals				KEMA 97ATEX1798 U	

Clampable conductors (H05V/H07V)		Rated connection	Additional connection
Solid / stranded	mm²	2.5...16 / 4...50	
Flexible / flexible w. wire end ferrule	mm²	2.5...35 / 2.5...35	
Tightening torque range (clamping screw)	Nm	4.0...5.0 (M 6)	
Stripping length / blade size	mm / -	18 / 6.5 x 1.2	
2 clampable conductors of equal cross-section			
Solid / stranded	mm²	2.5...16...16	
Flexible / flexible w. wire end ferrule	mm²	2.5...16 / 2.5...16	

Information

Installation of the QL side by side use a TW/AP.

Order data

Version		Type	Qty.	Order No.
	beige	SAK 35/EN	20	**0339860000**
	blue	SAK 35/EN BL	20	**1784400000**

Information

Accessories

(Q)

Cross-connection, screwable	Type	Current [A]	Qty.	Order No.
2-pole	QL 2 SAK35	99	20	**0123600000**
3-pole	QL 3 SAK35	99	20	**0123700000**
4-pole	QL 4 SAK35	99	20	**0123800000**
10-pole	QL 10 SAK35	99	20	**0338600000**
Connecting sleeve	VH 17/8/5 SAK35		50	**0267000000**
Fixing screw	BFSC M4X30		50	**0267100000**
Fuse cartridges	SS M4 D 128-A 4		100	**0136400000**
Cross-connection saddle				
Cross-connection saddle				
Connecting sleeve				
Fixing screw				
Socket / Test plug				
Socket	STB 16/D7/4/M4 SAK35		50	**0140200000**
Test plug	PS 4 F.STB 4		20	**0299600000**
End plate		**Width [mm]**		
beige	AP SAK35/TW SAK16	1.5	10	**0303660000**
blue	AP SAK35/TW SAK16 BL	1.5	10	**0303680000**
Partition / Partition disc		**Width [mm]**		
beige	TW SAK35	1.5	20	**0304360000**
blue				
Partition disc				
Cover / fixing screw (plastic)				
Cover	AD 4 SAK35		50	**0178700000**
Fixing screw (plastic)	BFSC M4X32 PA/RT		100	**0129100000**
Marking systems				
	DEK 5			

Detailed information on all versions in chapter accessories.

Fuse terminals

TS 35 + TS 32 / PA

When using ATEX certified components in hazardous area applications the installation instructions and the rated data for accessories in the technical appendix must be considered.

		ASK 1	KDKS 1 LED
		4 mm²	4 mm²
		With or without LED	
			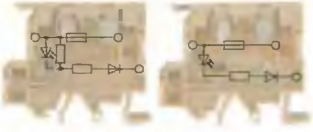
Width/Length/Height with TS35x7.5	mm	x 58 x 34	8 x 62.75 x 55.5
Max. current / max. cond. cross-section	A/mm²	**6.3 / 4**	**6.3 / 4**
Max. clamping range	mm²	**0.13 ... 4**	**0.5 ... 4**

Technical data

Rated data		IEC	UL	CSA	EN 50019	IEC	UL	CSA	EN 50019
Rated voltage for adjacent terminal	V	500							
Rated current	A	6.3	10	6.3		6.3			
Rated cross-section	mm²	4	AWG 22 ... 12	AWG 26 ... 12		4			
Rated impulse voltage / Pollution severity	kV/-	6 / 3				/ 3			
Plug gauge IEC 60-947-1 / flammability class acc. UL 94		A3 / V2				A3 / V2			
Approvals									

Clampable conductors (H05V/H07V)		Rated connection	Additional connection	Rated connection
Solid / stranded	mm²	0.5 ... 4		0.5 ... 4
Flexible / flexible w. wire end ferrule	mm²	0.5 ... 4 / 0.5 ... 4		0.5 ... 4 / 0.5 ... 4
Tightening torque range (clamping screw)	Nm	0.5 ... 1.0 (M3)		0.6 ... 0.8 (M3)
Stripping length / blade size	mm / -	9 / 3.5 x 0.6		9 / 3.5 x 0.6
2 clampable conductors of equal cross-section				
Solid / stranded	mm²			
Flexible / flexible w. wire end ferrule	mm²			
Information		The rated cross-section is reduced to max. 2.5 mm² when using cross-connection bridges.		

Order data

Version	Type	Qty.	Order No.	Type	Qty.	Order No.
500V ac/dc	ASK 1/EN	100	0474560000			
400V ac/dc						
250V ac/dc						
with neon lamp 230V ac/dc						
with LED 230V ac	ASK 1/EN LD 1D 230VAC	25	0225760000	KDKS1/EN LD 230VAC	25	8148910000
with LED 230V dc	ASK 1/EN LD 120K 230VDC	25	0225660000			
with neon lamp 115V ac/dc						
with LED 115V ac	ASK 1/EN LD 1D 115VAC	25	0225560000	KDKS1/EN LD 115VAC	25	8142840000
with LED 115V dc	ASK 1/EN LD 56K 115VDC	25	0225460000			
with LED 60V ac						
with LED 60V dc	ASK 1/EN LD 33K 60VDC	25	0226460000			
mit lamp 48V ac/dc						
with LED 48V ac	ASK 1/EN LD 1D 48VAC	25	0225360000	KDKS1/EN LD 48 VAC	25	8148920000
with LED 48V dc	ASK 1/EN LD 27K 48VDC	25	0225260000			
with LED 24V ac	ASK 1/EN LD 1D 24VAC	25	0222860000	KDKS1/EN LD 24 VAC	25	8148930000
with LED + - 24V dc	ASK 1/EN LD 15K 24VDC	25	0222760000	KDKS1/EN LD 24VDC	25	8146450000
mit lamp 24V ac/dc						
500V ac/dc						
Information						

Accessories

Cross-connection		Type	Current [A]	Qty.	Order No.	Type	Current [A]	Qty.	Order No.
	2-pole	QB 2 WI RA8 IS		50	0461100000	QB 2 WI RA8 IS		50	0461100000
	3-pole	QB 3 WI RA8 IS		50	0461200000	QB 3 WI RA8 IS		50	0461200000
	4-pole	QB 4 WI RA8 IS		50	0461300000	QB 4 WI RA8 IS		50	0461300000
	(Q) 10-pole								
End plate / partition	(behind last terminal)		Width [mm]				Width [mm]		
		AP ASK1		20	0380360000	AP KDKS1 EN		20	9503340000
Marking systems		DEK 8							

For detailed information on other accessories and applications see "Accessories"